




COLUMBUS COMMUNITY PROFILE

Columbus was founded in 1812 and has been the capital of the State of Ohio for 200 years. As the 15th largest populated city in the United States, covering 228 square miles, the city is recognized nationwide for its historic neighborhoods, booming downtown arts and sporting district, open attitude, and notably affordable quality of life. The city's economy is very diverse and the community prides itself on being at the forefront of education reform, fiscal responsibility, and public safety.

Economic investments in the future of Columbus have created jobs and spurred major initiatives focused on improving neighborhoods, community health, and the environment.





COLUMBUS GOVERNMENT

The city is a home-rule municipal corporation operating under the laws of Ohio. The City Charter, its constitution, can only be amended by a majority of the city's voters.

The city is administered by a Mayor, a seven-member City Council, the City Auditor and the City Attorney. These officials are all elected for four-year terms on an at-large basis. The Mayor and four Council members are elected in an odd numbered year. Three Council members, the City Auditor, and the City Attorney are elected in the following odd numbered year. The City Charter provides for appointments and elections of successors to these officials if they should, for any reason, vacate their office. All are chosen through a non-partisan process.

The Recreation and Parks Director, the Health Commissioner, and the Civil Service Executive Director are appointed by, and report to, independent commissions. The City Treasurer and Clerk to the Council are appointed by, and serve at the pleasure of, City Council. All other departments' directors are appointed by, and serve at the pleasure of the Mayor.

STAY CONNECTED



The myCOLUMBUS free Mobile App allows access to

numerous city services, a community events calendar, park and trail guides, and tips for a healthy lifestyle, among other resources.



Key City Services At A Glance

Development

- Neighborhood Pride Centers ...5
- Annual Avg Emergency & Non-Emergency Requests ...30,623
- Annual Avg Code Violation Notices ...17,381

Public Health

- Licensed Food Facilities Compliant with Health Standards ...99%
- Annual Avg Immunizations...35,000
- Annual Infectious Diseases Outbreaks Investigated in 2015 ...103

Public Safety

- Fire Stations ... 32
- Annual Avg EMS & Fire Runs Dispatched ...155,568
- Annual Avg Freeway Miles Patrolled ...880
- Police Substations ...16
- Annual Avg 911 Police Service Calls ...781,771

Public Service

- Annual Avg Curbside Recycling Collection Households ...201,222
- Annual Avg Tons of Recycled Materials ...42,500
- Annual Avg Weekly Trash Collection Households ...340,000
- Roadways Maintained ...6,348 Miles
- Annual Avg Repaired Potholes ...171,574

Public Utilities

- Wastewater Treatment Plants ...2
- Water Treatment Plants ...3
- Sewer and Water Lines Maintained ...7,015 Miles
- Annual Avg Gallons of Wastewater Treated ...64.1 Billion
- Annual Avg Gallons of Drinking Water Treated ...49.4 Billion
- Service Population ...1.1 Million Customers
- City Power Customers ...12,497

Recreation & Parks

- Park Sites ...230
- Acres Maintained (Including Reservoirs) ...14,397
- Swimming Pools & Spray Grounds ...12
- Golf Courses ...6
- Multi-Use Trails ...120 Miles
- Community Centers ...29
- Summer Camps ...33



Population Quick Facts

Population Size ...850,106

Population per Square Mile ...3,624

Population Growth Rate

COLUMBUS ...7.8%

National Average ...4.1%

Median Income

COLUMBUS ...\$44,774

National ...\$53,482

Median Age

COLUMBUS ...31.8

National ...37.4

Population by Age

Under 18 ...23%

18 to 65 ...68%

Over 65 ...9%

Sex

Female ...50.8%

Male ...49.2%

FUNFACT!
Columbus has never declined
in population

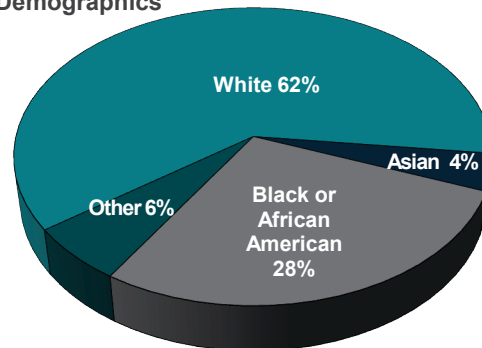
Source: U.S. Census Bureau 2010 2014 & July 1, 2015
Estimates

COLUMBUS DEMOGRAPHICS

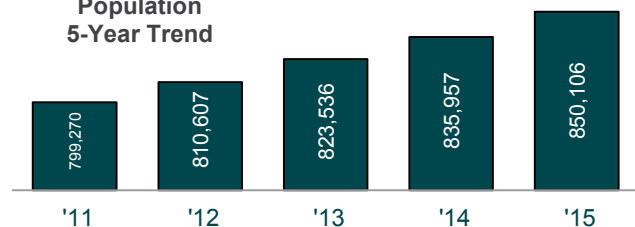
The population of Columbus is diverse, young, and has a growth rate double the national average. The city's population is well educated, with over 33 percent having earned a bachelor or advanced degree compared to the national average of 29 percent. *City Observatory* ranked Columbus 11th nationwide for increase in college educated young adults by percentage of population.

Source: U.S. Census Bureau 2010 – 2014 Quick Facts, City Observatory

Racial Demographics



Population 5-Year Trend





COLUMBUS HOUSING

The City of Columbus' housing market is booming with trendy and desirable neighborhoods, affordable housing options, and a thriving local economy. In *Nationwide's Health of Housing Markets 2016 Q2 report*, the Columbus housing market was ranked 35th nationwide.

Housing Quick Facts

Housing Units ...370,965

Persons per Household

COLUMBUS ...2.4
National Average ...2.6

Ownership Rate

COLUMBUS ...45.9%
National Average ...64.9%

Median Home Value

COLUMBUS ...\$128,900
National ...\$175,700

Median Monthly Mortgage

COLUMBUS ...\$1,311
National ...\$1,522

Median Monthly Rent

COLUMBUS ...\$822
National ...\$920

Source: U.S. Census Bureau 2010 2014 & July 1, 2015
Estimates



Columbus is known for its vibrant, unique neighborhoods. Throughout the city, there are a variety of living options with many neighborhoods consisting of smaller communities within its borders. Residents are able to live in areas that range from historically preserved German Village, to the popular Short North, or newly developed downtown condominiums.



COLUMBUS Downtown

Notable Capital Projects

Scioto Greenways Project: This project included the reengineering of the Scioto River through the downtown area. The river was reduced in width and made deeper to enhance water quality and flow. By doing so, 30 acres of additional parkland were able to be developed. The new Scioto Greenways allows easy access to the river for kayaking, multiple walking paths, and new trees to increase the urban canopy.

Fire Station #2 Project: This project began with the demolition of the existing fire station built in 1962 that, until 2015, housed both fire stations #2 and #3. Fire station #3 was separated and moved to Greenlawn Avenue. Once completed, the newly constructed fire station #2 will house three apparatus bays and be able to better serve the southern portions of downtown and the nearby communities.

North Market Improvements Project: The North Market is the last remaining public market in Columbus. Improvements include a new roof, HVAC improvements, and the replacement of the hot water boiler.

West Nationwide/Arena West Project: This project involves the reconstruction and resurfacing of 1,332 feet of Nationwide Boulevard from the Olentangy River to approximately 205 feet west of Fletcher Road. This project will also reconstruct 495 feet of Hocking Street from West Spring Street to Nationwide Boulevard. Drainage, traffic control, street lighting, and landscaping improvements are also proposed.

Notable Neighborhoods

Arena District

Population ...788
 Area Size ...0.264 Square Miles
 Household Income ...\$58,835
 Median Rent ...\$940
 Median Age ...35.3

Central Downtown

Population ...28,246
 Area Size ...6.406 Square Miles
 Household Income ...\$37,765
 Median Rent ...\$455
 Median Age ...33.8

Discovery District

Population ...877
 Area Size ...0.444 Square Miles
 Household Income ...\$23,757
 Median Rent ...\$460
 Median Age ...41.9

Uptown District

Population ...742
 Area Size ...0.233 Square Miles
 Household Income ...\$46,634
 Median Rent ...\$752
 Median Age ...44.7

Source: City-Data.com

COLUMBUS North-Side



Notable Capital Projects

Thompson Recreation Center Improvements

Project: Improvements to the facility included replacing the existing HVAC system, the addition of air conditioning, upgrades to the existing electrical system, new lighting and ceiling in the corridors and auditorium, painting the corridors, and refinishing the floors.

Blueprint Clintonville Project: The investment in rehabilitating and correcting existing storm water infrastructure, which will involve several phases including: installation of green infrastructure, lateral linings, roof rainwater redirection, and voluntary installation of sump pumps. Due to the number of phases for Blueprint Clintonville, many jobs will be created, the local economy will be positively impacted, and neighborhood amenities will be added.

Waterline Improvements: The rehabilitation of water lines along Silver Dr., South Broadleigh Road, Maize Road, Shattuck Avenue, Argyle Dr., Acton Rd, and Lamont Ave.

North Substation Land Acquisition: The purchase of approximately 3.79 acres of land located on Sancus Boulevard. This area will serve as the site for a new substation for Precinct 1.

Notable Neighborhoods

Clintonville

Population ...30,086
Area Size ...5.423 Square Miles
Household Income ...\$65,074
Median Rent ...\$676
Median Age ...40.3

Harrison West

Population ...2,942
Area Size ...0.443 Square Miles
Household Income ...\$58,882
Median Rent ...\$786
Median Age ...30.6

Italian Village

Population ...3,245
Area Size ...0.464 Square Miles
Household Income ...\$40,610
Median Rent ...\$781
Median Age ...30.5

University District

Population ...36,339
Area Size ...2.147 Square Miles
Household Income ...\$20,801
Median Rent ...\$635
Median Age ...23.5

Victorian Village

Population ...6,738
Area Size ...0.497 Square Miles
Household Income ...\$53,911
Median Rent ...\$727
Median Age ...30.5

Notable Neighborhoods**King-Lincoln**

Population ...1,832
 Area Size ...0.324 Square Miles
 Household Income ...\$21,337
 Median Rent ...\$347
 Median Age ...32.3

Linden

Population ...33,379
 Area Size ...5.930 Square Miles
 Household Income ...\$29,417
 Median Rent ...\$540
 Median Age ...33.2

Old Oaks

Population ...781
 Area Size ...0.109 Square Miles
 Household Income ...\$26,332
 Median Rent ...\$477
 Median Age ...30.7

Olde Town East

Population ...7,297
 Area Size ...0.928 Square Miles
 Household Income ...\$24,211
 Median Rent ...\$438
 Median Age ...32.8

Milo-Grogan

Population ...3,362
 Area Size ...1.246 Square Miles
 Household Income ...\$30,979
 Median Rent ...\$499
 Median Age ...31.6

Source: City-Data.com

COLUMBUS East-Side***Notable Capital Projects***

King Arts Complex Improvements Project: Improvements to the King Arts Complex included renovation to the restrooms on the first floor, HVAC upgrades, new flooring, lighting and new ceiling on the first floor corridor, new ceiling and flooring in the boardroom and offices, and new flooring in a few classrooms.

Lincoln Theater Project: This project entails interior and exterior improvements, including the combining of two storefronts that, when completed, could be used for community events.

Poindexter Village Redevelopment Project: A multi-phase redevelopment of the Poindexter Village area which runs to Mt. Vernon Avenue to the north, Ohio Avenue to the west, Long Street to the south and Hughes Street to the east. The project includes senior living and multifamily units.

South Linden Alley Lighting Improvements Project: The installation of approximately 277 high pressure sodium overhead lights (100 watts) in South Linden. The intention of the project is to provide residents with an additional sense of safety and security within the project area.



COLUMBUS South-Side

Notable Capital Projects

Marion Franklin Recreation Center Project: Improvements to the facility included replacing the existing HVAC system, the addition of air conditioning, electrical system upgrades, new lighting and ceiling in the corridors, and refinishing the floors.

Schiller Park Restorations Project: Schiller Park is one of the oldest parks in the city's system. Improvements include the restoration of four sets of historic columns from the early 1900s, and improvements to the Jaeger Street and Deshler Avenue intersection.

Whittier Street Sidewalks Project: The construction of sidewalks and ADA compliant curb ramps on both sides of Whittier Street from Lockbourne Road to the alley east of Fairwood Avenue.

Fire Station #3: The construction of a new fire station located at 222 Greenlawn Avenue. The new fire station was equipped with an engine-medical company.

Notable Neighborhoods

Brewery District

Population ...1,523
Area Size ...0.508 Square Miles
Household Income ...\$51,631
Median Rent ...\$871
Median Age ...37.8

Edgewood

Population ...2,172
Area Size ...0.422 Square Miles
Household Income ...\$28,978
Median Rent ...\$460
Median Age ...38.3

German Village

Population ...3,506
Area Size ...0.384 Square Miles
Household Income ...\$54,028
Median Rent ...\$790
Median Age ...38.2

Hungarian Village

Population ...2,183
Area Size ...0.205 Square Miles
Household Income ...\$27,256
Median Rent ...\$554
Median Age ...33.8

Merion Village

Population ...7,505
Area Size ...0.814 Square Miles
Household Income ...\$35,055
Median Rent ...\$611
Median Age ...32.6

Source: City-Data.com



COLUMBUS West-Side

Notable Neighborhoods

Franklinton

Population ...12,247
 Area Size ...2.524 Square Miles
 Household Income ...\$24,671
 Median Rent ...\$418
 Median Age ...32.3

Hilltop

Population ...66,449
 Area Size ...12,527 Square Miles
 Household Income ...\$38,935
 Median Rent ...\$583
 Median Age ...34.9

West Olentangy

Population ...18,432
 Area Size ...5.939 Square Miles
 Household Income ...\$52,753
 Median Rent ...\$679
 Median Age ...35.6

West Scioto

Population ...18,432
 Area Size ...5.939 Square Miles
 Household Income ...\$52,753
 Median Rent ...\$679
 Median Age ...35.6

Source: City-Data.com

Notable Capital Projects

Glenwood Recreation Center Project: In 2015, the 15,000 square-foot recreation center was demolished and replaced with a new 27,000 square-foot facility. The new facility includes an art room, ceramics room, fitness center, game room, classrooms, multipurpose room, gymnasium, kitchen, lobby, and office area.

Wilson Road Park Project: A new 42-acre park will include the development of 7-acres while the remainder will be left as a natural area. The new park development will include two soccer fields, an open shelter, parking, and trail connection to the Camp Chase Greenway Trail.

Camp Chase Rail Trail: A 2.9 mile section of multi-use trail located adjacent to the active Camp Chase Railroad from West Sullivant Avenue to Eureka Avenue. The project includes the construction of two new single-spans, prefabricated, steel truss bridges crossing South Fork Dry Run and Dry Run.

Scioto Peninsula Improvements Project: This project includes the rehabilitation of Broad Street to include medians, sidewalk and curb replacements, the undergrounding of utility lines, the installation of a new park along Belle Street, and the construction of a new underground parking garage.

COLUMBUS TRANSPORTATION



Source: Columbus Region

Columbus is located in the heart of the Midwest, and is within a day drive or hour flight to over half of the population in the United States & Canada. There are eight major interstates that cross through Columbus, with convenient access from coast to coast and to the Mid-Atlantic States. In-state commerce benefits from access to interstate transportation infrastructure. In recent years, Columbus was recognized by *Inbound Logistics* as one of the nation's logistical hotspots.

Columbus is also home to the **Columbus Regional Airport Authority** which connects central Ohio with the world through the operation of three airports:

John Glenn Columbus International Airport: Service to 32 destination airports with over 150 daily flights and 6.8 million annual passengers.

Rickenbacker International Airport: A multimodal logistics hub serving international airfreight, cargo airlines, manufacturers, and distributors with over 166,000 annual passengers.



Photo by: DRust

Bolton Air Field: Services the needs of area businesses, private pilots, and aviation enthusiasts.

In addition, Columbus is also home to **The Ohio State University Airport**, with over 75,000 operations a year, including corporate activity, student training, and pleasure flying.

Other Means of Getting Around Columbus:

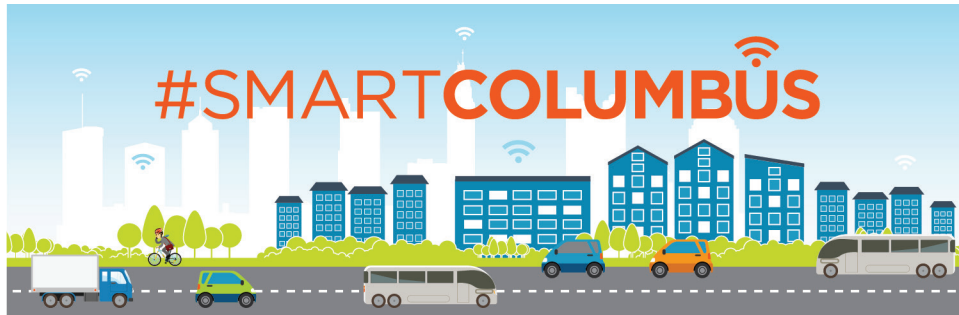
Public Transportation: Central Ohio Transit Authority (**COTA**) provides bus service to over 19 million annual passengers with 68 local, express, and crosstown lines and 3,400 bus stops. **CBUS** provides free downtown bus service, circulating on a specified route, every 10-15 minutes. **AirConnect** provides direct bus service between downtown and the John Glenn Columbus International Airport.




Sharing Services: **COGO** provides on demand access to over 365 bicycles located at 41 stations throughout downtown. **Car2Go** provides on demand access to 200 vehicles located throughout the city. **Uber** and **Lyft** connect people in need of a ride with available drivers.

Two Wheels: Columbus' bikeway program encourages traveling in and around Columbus via **bicycles** and maintains protected bike lanes and an extensive network of bike paths.

Taxi Services: **Pedicabs** provide bike taxi service throughout downtown. **Taxicabs** provide taxi service throughout the city.



What is the #Smart City Challenge?



The Smart City Challenge is a grant from the U.S. Department of Transportation (USDOT) to encourage mid-size cities to create innovative solutions for the future of urban mobility. The grant includes \$40 million from the USDOT and another \$10 million from Vulcan, Inc. to incorporate electric vehicle infrastructure. Columbus was announced as the winner of the Smart City challenge on June 23, 2016 from a total nationwide applicant pool of 78 cities, including 7 finalists.

State-of-the-art Facilities and Networks

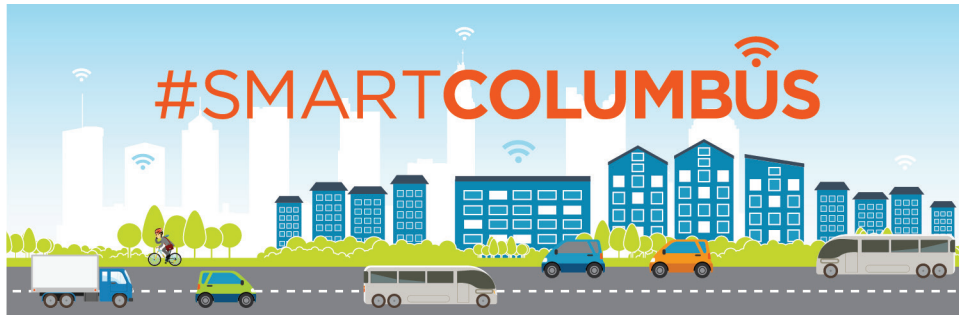
The City of Columbus recently completed construction of an advanced Traffic Management Center (TMC), and construction is presently underway for a multi-year, \$76 million investment in the Columbus Traffic Signal System (CTSS). The CTSS, TMC, and Ohio Department of Transportation (ODOT) will provide advanced and integrated traffic management coordination between Columbus, ODOT, and regional communities.

The Transportation Research Center (TRC) is a world-leading provider of vehicular testing services, providing research and development (R&D), compliance, and certification testing for vehicles and components for crash-, emissions-, dynamic- and durability-testing. The TRC will contribute its wealth of expertise in advanced automotive research to the Smart Columbus program.

The Central Ohio Transit Authority (COTA) Cleveland Avenue Bus Rapid Transit (CMAX BRT) will connect more than 200,000 residents and 170,000 jobs between downtown and major residential, retail, and employment centers along the City's second busiest transit route, including three of our most challenged neighborhoods. COTA and Smart Columbus will expand the CMAX project to bring a smart payment system to cash-based households, integrated trip planning for first mile/last mile connections, and Wi-Fi along the route.



#SMARTCOLUMBUS



Smart Columbus Goals

After engaging residents, leaders, experts and others, five major goals emerged to provide ladders of opportunity for all:

- Improve **access to jobs** through expanded mobility options in major job centers
- Enhance visitor experience by better **connecting our visitors** to transportation options
- Stimulate regional economic prosperity and compete globally through **smart logistics**
- Better **connect Columbus residents** to safe, reliable transportation that can be accessed by all
- Support the efficient movement of people and goods through **environmentally sustainable practices**.

How will these Goals help the Citizens of Columbus?

Smart Columbus is an important component of the City's CelebrateOne effort to address infant mortality. Mothers not accessing pre-natal care and the challenging social and economic conditions that exist in the targeted neighborhoods are key contributors to infant mortality. Smart Columbus will improve access to pre-natal care and provide the ladders of opportunity to our residents to address the challenging social and economic conditions in their neighborhoods.



Transportation is not just getting people from point A to B. It's the central way for moving citizens up the ladders of success. Smart Columbus proposes autonomous vehicle deployment to address first mile/last mile challenges from the Easton Transit Center to Easton employers.

We will also provide enhanced traveler information, broadband connectivity, and build smart intersections along the new CMAX Bus Rapid Transit (BRT) Corridor from Polaris to Downtown.

Implementing a smart pass will enable all residents to have access and be able to pay for all the transportation options in our city with a smartphone or pass.

How will Smart Columbus improve the experience for visitors to Columbus?

We will develop a smartphone app in conjunction with Experience Columbus to make event-specific traffic, parking, and transit options real time. For example, using the app visitors to the convention center who want to attend a performance at The Ohio Theater could view the most efficient routes for walking or driving, parking options, and all available transit systems from busses to cabs.

CelebrateOne



Reducing Infant Mortality:

Every year in Franklin County, 150 babies die before reaching their first birthday – and African American babies are dying at 2.5 times the rate of white babies.

Our Goal: To respond to the unequal distribution and alarming rates of premature births and infant deaths, Mayor Andrew Ginther and the Greater Columbus Infant Mortality Task Force created CelebrateOne, a collective impact initiative, to align, organize and implement efforts to **reduce Columbus' Infant Mortality Rate by 40%, and decrease the racial disparity rate of infant deaths by 50% by the year 2020.**

Neighborhood Focus:

CelebrateOne is focused on locations where the infant mortality rates are highest.

CelebrateOne is working intensely with residents and stakeholders in the highest priority areas, including Linden, the Near South Side and the Near East Side.

Initiatives are underway in five other priority areas – Hilltop, Franklinton, Northeast, Southeast and Northland area. Premature births are more likely to occur in these neighborhoods, along with higher rates of poverty, unemployment, housing instability, uninsured people, and transportation barriers.



The City's Investment: CelebrateOne has leveraged investments and in-kind support from partners including community organizations, hospitals, the City of Columbus, and Franklin County to work toward our goal of reducing infant mortality. The projects below highlight key City investments, both present and future, that impact social determinants of health in the CelebrateOne neighborhoods of Linden, Near East and Near South.

Recreation & Parks

- Driving Park Community Center & Pool Improvements - \$10,500,000
- Douglas Community Center Improvements - \$3,403,425
- APPS - Violence Intervention & Cap City Festivals - \$3,000,000

Development

- Poindexter Village Choice Neighborhood Grant Housing & Infrastructure - \$24,000,000
- Funding for social services and Community Shelter Board - \$13,200,026
- Lead Safe Housing Program - \$418,155

Public Safety

- High School Resource Officer Program - \$325,000
- Neighborhood Safety Cameras - \$300,000

Public Utilities

- Livingston Ave Street Light Post Tops - \$397,637
- Blueprint Linden, Hudson/McGuffey - \$475,000

Education

- Early Start Columbus - \$809,520
- Linden Park Neighborhood Early Childhood Education Center - \$784,000
- Future Ready - \$700,000

Public Health

- CelebrateOne Administration, Safe Sleep and Strategic Initiatives - \$1,246,843
- Neighborhood Health Initiatives - \$354,463

Public Service

- Smart Cities Transportation Initiative - \$3,000,000
- Neighborhood Infrastructure Improvements - \$2,251,618
- Pedestrian Safety Improvement (Whittier St Sidewalks) - \$1,900,000

Neighborhoods

- Property Acquisition - \$1,250,000

Moving Forward:

Columbus is laying the groundwork for long term success by investing in communities that need it most. Improving the built environment, supporting neighborhood stability programs and addressing other risk factors will move us towards our goal of celebrating more first birthdays in Columbus, Ohio.





COLUMBUS EMPLOYMENT

Columbus serves as headquarters to major national and multinational corporations, including Nationwide Mutual Insurance, L Brands, Huntington Bancshares, American Electric Power (AEP), and Big Lots. In recent years, the healthcare industry has emerged as a growth sector, with the city boasting four nationally recognized health system employers; each employ thousands of healthcare workers and contribute billions of dollars to the local economy.

Employer Name	Central Ohio Employees
The Ohio State University	30,963
State of Ohio	23,859
OhioHealth Corp	19,936
JPMorgan Chase & Co.	19,200
Nationwide Mutual Insurance Co.	12,200
Kroger Co.	10,242
Mount Carmel Health System	8,818
Nationwide Children's Hospital	8,508
City of Columbus	8,254
Honda North America, Inc.	7,800
Franklin County	6,959
Columbus City Schools	6,488
L Brands, Inc.	6,090
Huntington Bancshares, Inc.	4,661
Cardinal health, Inc.	4,635
Source: Columbus 2020, OSU 2015 Statistical Summary	

Several major employers have made central Ohio home in recent years, investing millions of dollars in the local economy and expanding the region's economic base. The table below lists private companies that have made recent significant investments in the Columbus economy.

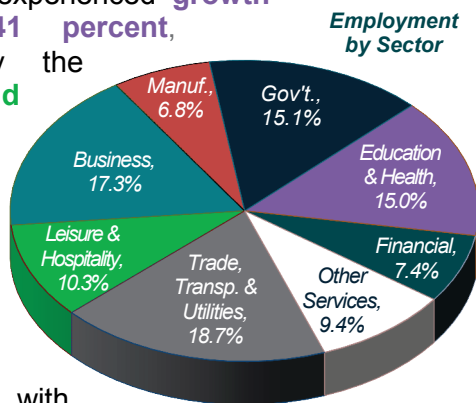
Company	Type	Product	Investment
Hirschvogel Inc.	Auto	Forged Auto Parts	\$50 million
Rogue Fitness	Manufacturing	Fitness Equipment	\$37 million
Anheuser-Busch, LLC	Other	Beer	\$18 million
Roxane Inc.	Other	Pharmaceuticals	\$15 million
Source: Ohio Private Investment Survey 2013-2015, Ohio Development Services Agency, March 2016			

COLUMBUS WORKFORCE ENVIRONMENT



Columbus has a stable, diverse employment environment with a large range of employment opportunities. All employment sectors have less than 19 percent of the workforce, indicating the city has a large range of job opportunities.

Since 2006, all sectors except manufacturing have experienced growth. The **education & health sector** has experienced **growth** of over **41 percent**, followed by the **leisure and hospitality sector**, with **growth** of **17 percent**, and the **business sector**, with **growth** of **23 percent**. The **manufacturing sector** has experienced a **decline** of **10 percent**.



Source: U.S. Bureau of Labor Statistics, June 2016

Largest Colleges & Universities

The Ohio State University ...58,322 Enrolled

Columbus State College ...24,448 Enrolled

Franklin University ...5,732 Enrolled

Capital University ...3,494 Enrolled

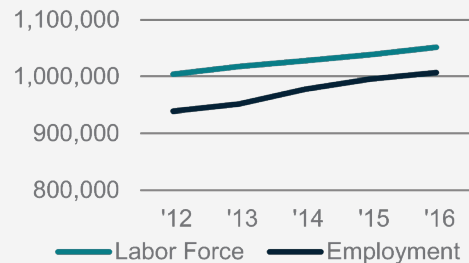
DeVry University ...2,971 Enrolled

Educational opportunities in Columbus range from career training programs to top ranked schools and universities. Employers have access to a large, well-educated and highly skilled workforce. The city is home to more than 60 nearby colleges and universities, with a total enrollment of more than 136,000 students and over 20,000 annual graduates. In addition, Columbus offers a large variety of workforce development programs through community, technical, and vocational schools. Source: Columbus Region 2016 Talent

Factsheet

Workforce Quick Facts

5 Year - Labor Force Trend



Workforce Size ...1,066,941

Unemployment Rate

COLUMBUS ...4.2%
National Average ...5.1%

Mean Hourly Wage

COLUMBUS ...\$22.80
National Average ...\$23.23

Highest Paid Occupation

Management ...\$53.05

Lowest Paid Occupation

Food preparation ...\$10.78

Mean Travel Time to Work

COLUMBUS ...21.3 (minutes)
National Average ...25.5 (minutes)

Source: U.S. Bureau of Labor Statistics, June 2016



COLUMBUS DOWNTOWN DEVELOPMENT

Downtown remains essential to the overall economic health of the city. With only 1 percent of the city's land area, downtown employers house over 17 percent of all jobs in Columbus. As a business location, the city is booming with office vacancy rates near historic lows.

A critical part of the city's efforts to ensure downtown remains the premier employment center in the region is to invest in and grow the **residential** population.

- **The Edwards Project at Gay and High:** This public-private partnership project will redevelop the Citizens Building on the southwest corner of Gay and High Streets and two parking lots on High Street (between Gay and Long Streets) through a \$35 million mixed-use development comprised of ground floor retail space, apartments, and a structured parking garage.
- **Two25 Commons:** \$60 million investment anticipated to be completed 2017-2018; a 17-story mixed use development with apartments and condos on 11 floors.

Investments in **public** amenities are also critical to the long-term health of downtown.

- **Columbus Metropolitan Library:** A recently completed \$30 million renovation of the Main Library. The library's vision is to renovate 10 of 23 branches to create 21st century libraries where wisdom prevails.
- **City Hall Municipal Campus:** \$75 million LEED Silver targeted office building and parking garage anticipated to be completed fall 2016 and summer 2017, respectively.
- **Ohio Veterans Memorial and Museum:** \$55 million, a new memorial and museum to honor Ohio veterans and educate and inspire visitors to serve their community and nation. Expected completion is spring 2018.

Downtown Quick Facts

Investments (\$)

Proposed ...\$1.2B
Under Construction ...\$501M
Completed (Jan.-Jun. 2016) ...\$65M

Largest Proposed Projects

I-70 & 71 Interchange ...\$845M
Millennial Tower ...\$90M
Two25 Commons ...\$60M

Largest Under Construction Projects

Convention Center Upgrades ...\$125M
Michael B. Coleman Governmental Center ...\$60M
Ohio Veterans Memorial and Museum ...\$55M

Total Residents ...7,945

Housing Units

Proposed ...1,308
Under Construction ...833
Completed (Jan.-Jun.2016) ...59

Apartment Occupancy Rate ...97%

Office Vacancy Rate ...11.4%

Colleges & Universities ...5 (32,372 students)

Hotels ...15 (4,000 rooms)

Annual Visitors ...9.2M

Source: Downtown Columbus Economic Development Update, Mid-Year 2016

COLUMBUS ECONOMIC DEVELOPMENT

Fastest Growing METRO in the Midwest

- According to population estimates from the U.S. Census Bureau, Columbus is the fastest growing metro in the Midwest and posted the 13th largest gain overall based on new 2014 population estimates.

With the prudent use of tax incentives, tax increment financing, and other development incentives, the city has leveraged over \$367 million worth of private sector development to create 3,568 and retain 12,113 new jobs since 2015.

The city continues to thrive as one of the top performing economic cities in the country, due to its diverse industry sectors.

Site Selection Magazine lists Columbus as a top 5 metro (with populations over 1 million) with 108 successful economic development projects in 2015.

Columbus' most recent significant **development initiatives** include:

Nationwide Children's Hospital: Nationwide Children's Hospital is a pediatric healthcare facility which has grown to occupy more than six blocks with 1.5 million square feet at its downtown hospital and research campus. In early 2016, Nationwide Children's Hospital began a second major expansion, which will include an investment of approximately **\$189 million** and raise its employment levels to **11,000 by 2019** and **12,000 total employees by 2024**.

Rogue Fitness: Rogue Fitness, a national leader in the manufacture and distribution of high quality strength and conditioning equipment, is investing over **\$36 million** to construct a corporate headquarters for its North American operation in the City's Milo-Grogan community. The new 600,000 square foot facility will house its 337 current employees and add **90 new full-time permanent positions** on approximately 30 acres of land.

Aver Inc.: Aver created and sells an intuitive software platform to build bundled payments and analyze performance that the healthcare industry can use. Today, Aver is one of only a handful of companies with software to automate bundled payments, and the only one that can implement any bundling methodology. Aver's patented technology and design tools enable non-technical users to easily translate enterprise data into actionable intelligence. In less than one year after relocating to Columbus from Green Bay, Wisconsin, Aver outgrew its space and relocated to the Huntington Center in mid-2015, committing to retain 32 full-time positions and create **200 new full-time positions** with an associated annual payroll of approximately **\$20.6 million**.

Columbus 2020 Goals to Achieve by the Year 2020 (status as of Feb 2016)

- Add 150,000 net new jobs (at 113,634)
- Increase personal per capita income by 30 percent (at 17 percent)
- Add \$8 billion of capital investment (at \$7.08 million)
- Be recognized as a national leader in economic development

*Columbus 2020 is an economic development organization guided by an aggressive economic development strategy

Community Profile

Arts & Cultural Attractions

BalletMet
 CATCO
 Center of Science & Industry (COSI)
 Columbus Children's Theatre
 Columbus Cultural Arts Center
 Columbus Jazz Orchestra
 Columbus Museum of Art
 Columbus Symphony Orchestra
 Columbus Zoo & Aquarium
 Franklin Park Conservatory
 The King Arts Complex
 Lincoln Theatre
 Ohio History Connection
 Ohio Theatre
 Opera Columbus
 Palace Theatre
 Shadowbox Theatre
 Short North Arts District
 Wexner Center for the Arts



COLUMBUS FUN

Columbus is home to many renowned facilities, including the nationally ranked Columbus Zoo and Aquarium, COSI and Columbus Metropolitan libraries. Organizations such as the Columbus Symphony, Columbus Jazz Orchestra, and Opera Columbus provide year-round opportunities for live music performances.

Sports Teams

Columbus Blue Jackets, National Hockey League
Columbus Clippers, Triple-A affiliate of the Cleveland Indians
Columbus Crew, Major League Soccer
The Ohio State University, BigTen NCAA Sports
Ohio Aviators, Pro Rugby

Entertainment Venues

Columbus Convention Center
 Nationwide Arena
 Express Live!
 Newport Music Hall
 Hollywood Casino
 Scioto Downs Racino

Patrons of performing arts and theater find plenty to see in the offerings of local companies such as BalletMet, CATCO (Contemporary American Theatre Company), and Columbus Children's Theatre. The city offers an exciting array of entertainment with special events, sporting events, and popular festivals throughout the year.

<ul style="list-style-type: none"> Ohio Boat & RV Show Winter Beerfest January 	<ul style="list-style-type: none"> State of the City Address Home & Garden Show February 	<ul style="list-style-type: none"> Arnold Sports Festival International Auto Show March 	<ul style="list-style-type: none"> Equine Affaire Cap City Half Marathon April 	<ul style="list-style-type: none"> Susan G. Komen Race for the Cure Memorial Tournament May 	<ul style="list-style-type: none"> Columbus Arts & Pride Festivals Memorial Tournament ComFest June 
<ul style="list-style-type: none"> Jazz & Rib Festival Red, White & Boom Ohio State Fair July 	<ul style="list-style-type: none"> Pelotonia Festival Latino Greek Festival August 	<ul style="list-style-type: none"> New Albany Classic Oktoberfest September 	<ul style="list-style-type: none"> All American Quarter Horse Nationwide Children's Marathon October 	<ul style="list-style-type: none"> Wildlights at the Columbus Zoo Columbus International Festival November 	<ul style="list-style-type: none"> First Night Columbus Grand Illumination December 

COLUMBUS RANKINGS

-- #1 Rankings --

No. 1 in the Midwest, for Employment Growth between June 2014 & June 2015
(Bureau of Labor Statistics)

No. 1 in the country, for Wage Growth between June 2014 and June 2015
(Bureau of Labor Statistics)

No. 1 2015 Intelligent Community of the Year (*Intelligent Community Forum*)

No. 1 Best Cities for Mid-Career Professionals in 2016 (Forbes)

No. 1 Top metro for scaling startups (Kauffman Foundation)

No. 1 Top Tech talent markets in 2016 (CBRE)

No. 1 America's Hottest Apartment Markets (Zillow)

-- Top 10 Rankings --

No. 2 Least expensive office markets in the U.S. (BOMA International)

No. 3 Best cities for New College Grads (SmartAsset)

No. 3 Best Cities for Healthcare Jobs in 2016 (ZipRecruiter)

No. 4 Top metros for growth entrepreneurship (Kauffman Foundation)

No. 5 Best American cities to work in tech in 2016 (SmartAsset)

No. 5 Best Cities for Conferences (SmartAsset)

No. 7 States with the highest workforce quality (Chief Executive)

No. 7 Best Cities for young professionals in 2016 (Forbes)

Community Profile

This page has been intentionally left blank.