

**Let's Get To
The Point...**

**Used Needles Can
Make You Sick.**



**Let's Get To
The Point...**

**Used Needles Can
Make You Sick.**



**Let's Get To
The Point...**

**Used Needles Can
Make You Sick.**



**Let's Get To
The Point...**

**Used Needles Can
Make You Sick.**



Protect yourself from diseases like HIV and Hepatitis.


Use a new needle, alcohol swabs and sterile supplies every time you inject.

Protect your family and community.

Safely dispose of used needles at home.

Safe Needle Disposal

- 1 Place needles in a **hard plastic bottle** with screw top.
- 2 Seal the cap tightly **using duct tape**.
- 3 **Label** the bottle "Danger. Needles Inside."
- 4 Place the bottle in a **tied trash bag** and **put it in a trash can**.



Get help. If you use needles for medical reasons, call your doctor. If you are an IV drug user, get clean needles, drug treatment and overdose prevention at Safe Point (614-460-1406).

Protect yourself from diseases like HIV and Hepatitis.

Use a new needle, alcohol swabs and sterile supplies every time you inject.

Protect your family and community.

Safely dispose of used needles at home.

Safe Needle Disposal

- 1 Place needles in a **hard plastic bottle** with screw top.
- 2 Seal the cap tightly **using duct tape**.
- 3 **Label** the bottle "Danger. Needles Inside."
- 4 Place the bottle in a **tied trash bag** and **put it in a trash can**.



Get help. If you use needles for medical reasons, call your doctor. If you are an IV drug user, get clean needles, drug treatment and overdose prevention at Safe Point (614-460-1406).

Protect yourself from diseases like HIV and Hepatitis.


Use a new needle, alcohol swabs and sterile supplies every time you inject.

Protect your family and community.

Safely dispose of used needles at home.

Safe Needle Disposal

- 1 Place needles in a **hard plastic bottle** with screw top.
- 2 Seal the cap tightly **using duct tape**.
- 3 **Label** the bottle "Danger. Needles Inside."
- 4 Place the bottle in a **tied trash bag** and **put it in a trash can**.



Get help. If you use needles for medical reasons, call your doctor. If you are an IV drug user, get clean needles, drug treatment and overdose prevention at Safe Point (614-460-1406).

Protect yourself from diseases like HIV and Hepatitis.


Use a new needle, alcohol swabs and sterile supplies every time you inject.

Protect your family and community.

Safely dispose of used needles at home.

Safe Needle Disposal

- 1 Place needles in a **hard plastic bottle** with screw top.
- 2 Seal the cap tightly **using duct tape**.
- 3 **Label** the bottle "Danger. Needles Inside."
- 4 Place the bottle in a **tied trash bag** and **put it in a trash can**.



Get help. If you use needles for medical reasons, call your doctor. If you are an IV drug user, get clean needles, drug treatment and overdose prevention at Safe Point (614-460-1406).