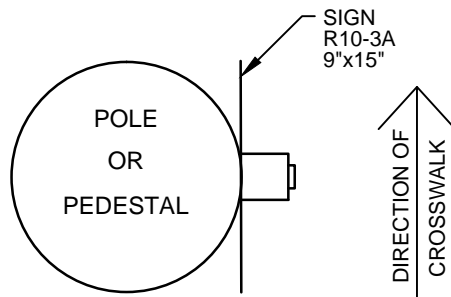


R10-3A-9 (L)
9"x15"



R10-3A-9 (R)
9"x15"

NOTE:


THE BOTTOM OF THE PUSHBUTTON SIGN SHALL BE MOUNTED JUST ABOVE THE TOP OF THE PUSHBUTTON.

Pedestrian Signal Heads Present

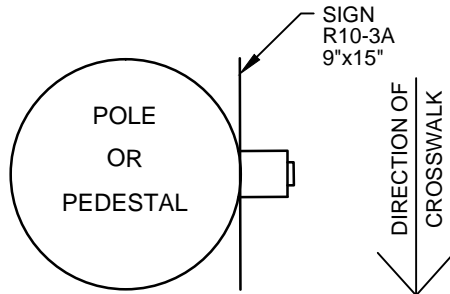
PUSHBUTTON & SIGN INSTALLATION DETAIL

CITY OF COLUMBUS, OHIO
DEPARTMENT OF PUBLIC SERVICE
DIVISION OF DESIGN AND CONSTRUCTION

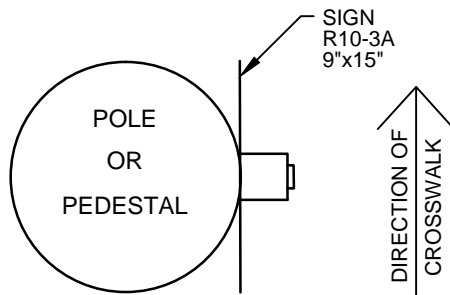
STD DWG
4230


CITY ENGINEER

10/01/2018
SHT 1 OF 2



R10-4A-9 (L)
9"x15"



R10-4A-9 (R)
9"x15"

NOTE:

THE BOTTOM OF THE PUSHBUTTON SIGN SHALL BE MOUNTED JUST ABOVE THE TOP OF THE PUSHBUTTON.

Pedestrian Signal Heads Not Present

PUSHBUTTON & SIGN INSTALLATION DETAIL

CITY OF COLUMBUS, OHIO
DEPARTMENT OF PUBLIC SERVICE
DIVISION OF DESIGN AND CONSTRUCTION

STD DWG
4230

[Signature]
CITY ENGINEER

10/01/2018
SHT 2 OF 2