

City of Columbus and Franklin County Jurisdictions Coronavirus Disease 2019 (COVID-19) Summary of Cases

Published May 15, 2020

Note: all data are preliminary and subject to change as more information is gathered

	Columbus Jurisdiction*	County-wide Jurisdiction*	Ohio**
Cases:	3,428	4,492	26,954
Confirmed Cases	3,263	4,295	25,349
Probable Cases	165	197	1,605
Deaths:	121 (4%)	161 (4%)	1,581 (6%)
Long Term Care Facility Deaths	78 (64% of deaths)	102 (63% of deaths)	N/A
Hospitalizations:	427 (12%)	584 (13%)	4,791 (18%)
Illness Onset Date Range:	2/14/2020 - 5/13/2020	2/14/2020 - 5/13/2020	1/7/2020 - 5/15/2020
Male:	1,632 (48%)	2,121 (47%)	14,454 (54%)
Female:	1,746 (51%)	2,315 (52%)	12,324 (46%)
Age Range:	0 - 103 years	0 - 103 years	0 - 108 years
Median Age:	44 years	46 years	50 years
Healthcare Workers:	565 (16%)	756 (17%)	4,121 (16%)

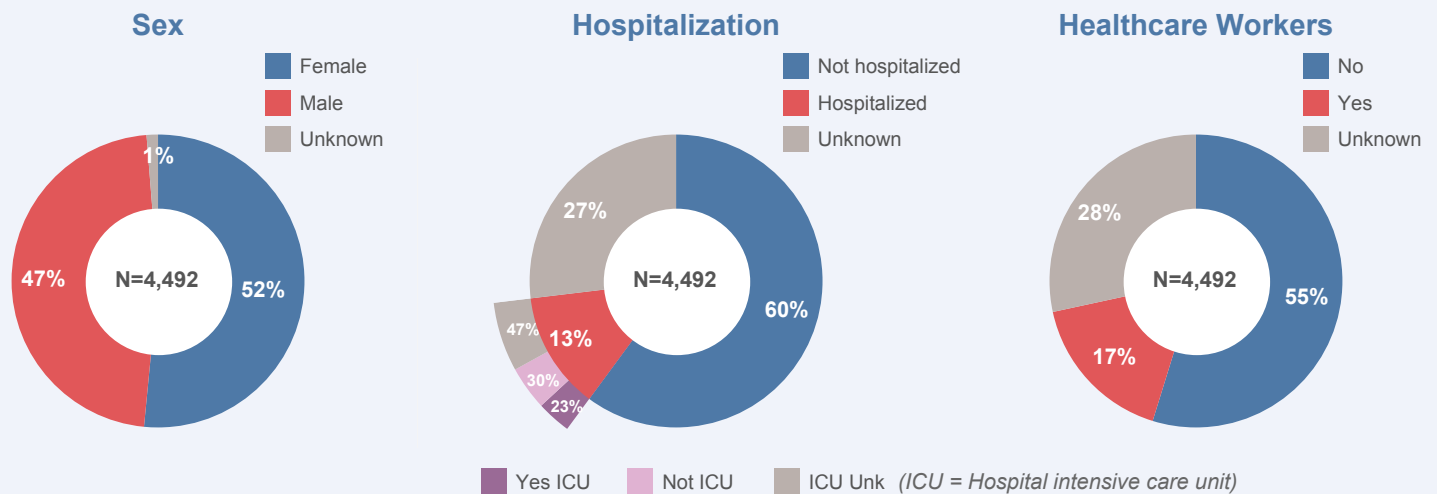
*Columbus & County-wide (combined Columbus and Franklin County jurisdiction) data from the Ohio Disease Reporting System as of May 15, 2020 10:00 AM
Statistics based on jurisdiction (areas for which the local health departments are responsible) may not be the same as statistics based on county geographic boundaries
Columbus jurisdiction includes the city of Worthington: 79 of the Columbus cases and 13 of the Columbus deaths are in Worthington (11 of those are LTCF deaths)

**Ohio data from the Ohio Department of Health as of May 15, 2020 2:00 PM

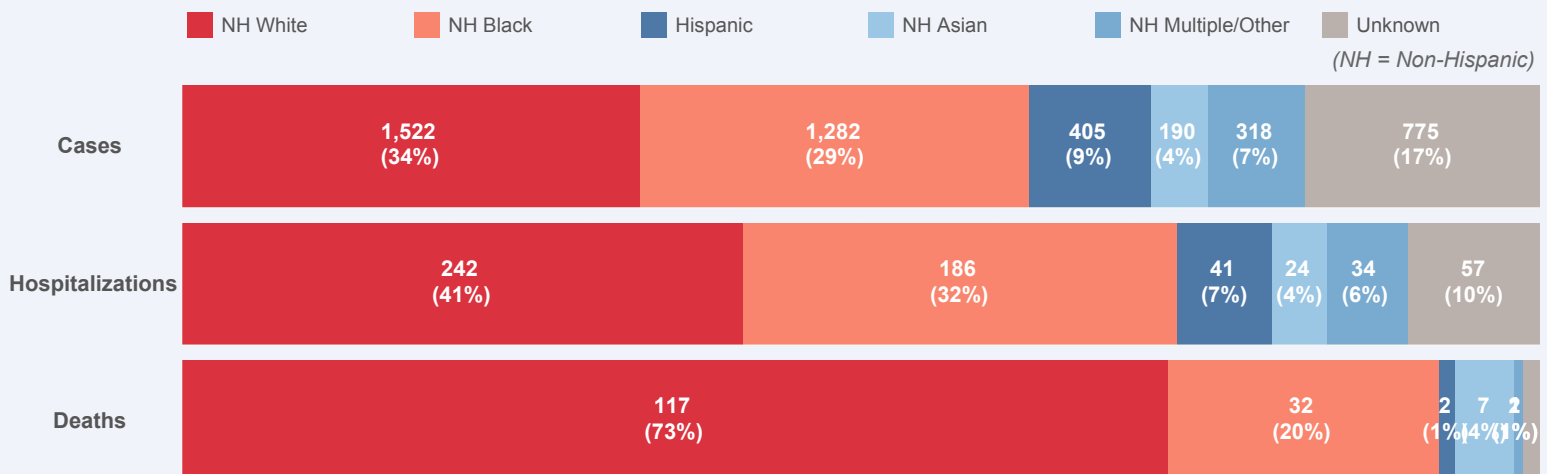
Charts and Graphs for All (Confirmed & Probable) Cases in Columbus & Franklin County

Charts and Graphs Filtered By: Case Classification - All (Confirmed & Probable)

Jurisdiction Level - Columbus & Franklin County



Race/Ethnicity of Cases, Hospitalizations, and Deaths



For comparison, the population of Columbus & Franklin County is 62% NH White, 23% NH Black, 6% Hispanic, 5% NH Asian, and 4% Multiracial/Other

City of Columbus and Franklin County Jurisdictions Coronavirus Disease 2019 (COVID-19) Summary of Cases

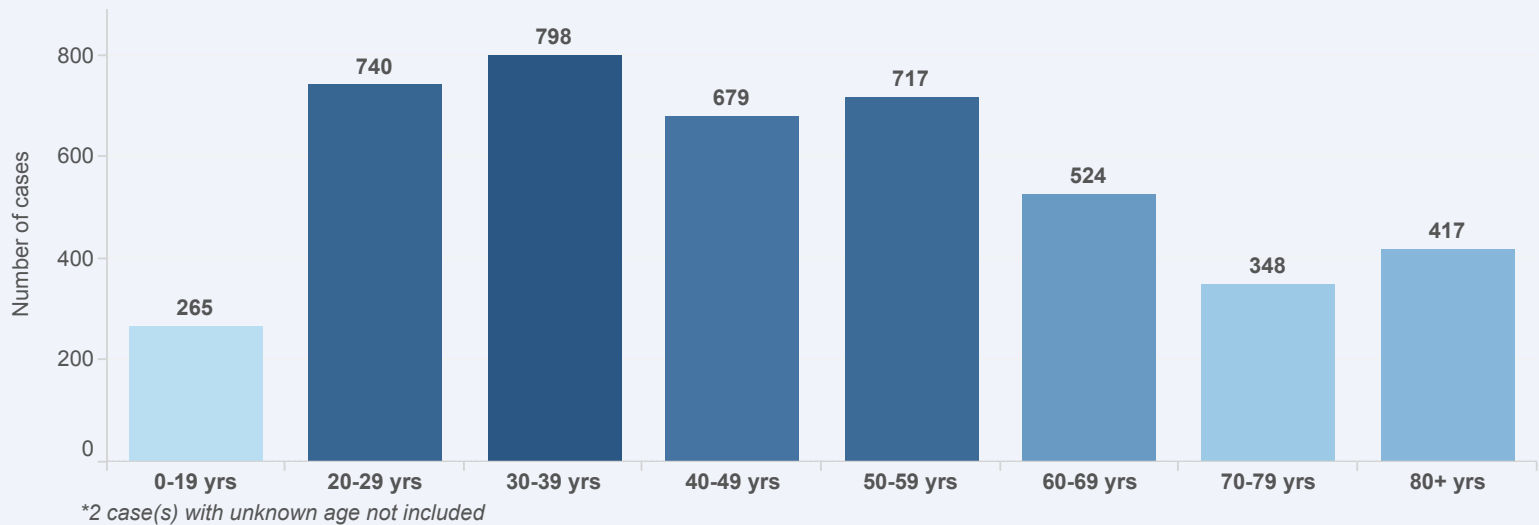
(page 2) Published May 15, 2020

Note: all data are preliminary and subject to change as more information is gathered

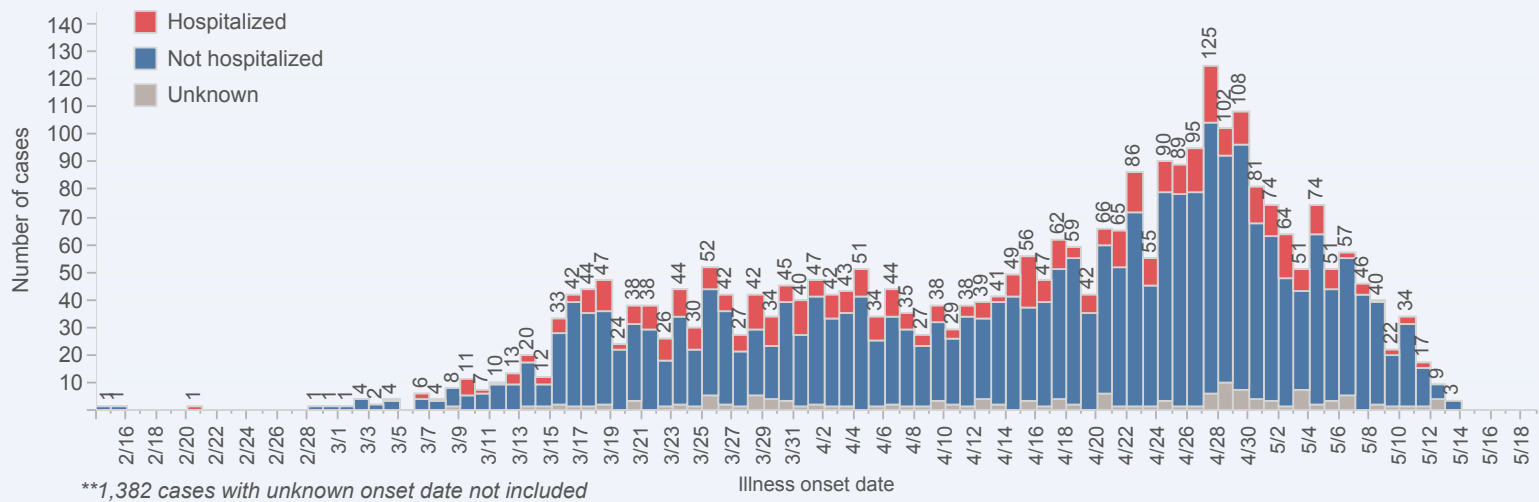
Charts and Graphs Filtered By: Case Classification - All (Confirmed & Probable)

Jurisdiction Level - Columbus & Franklin County

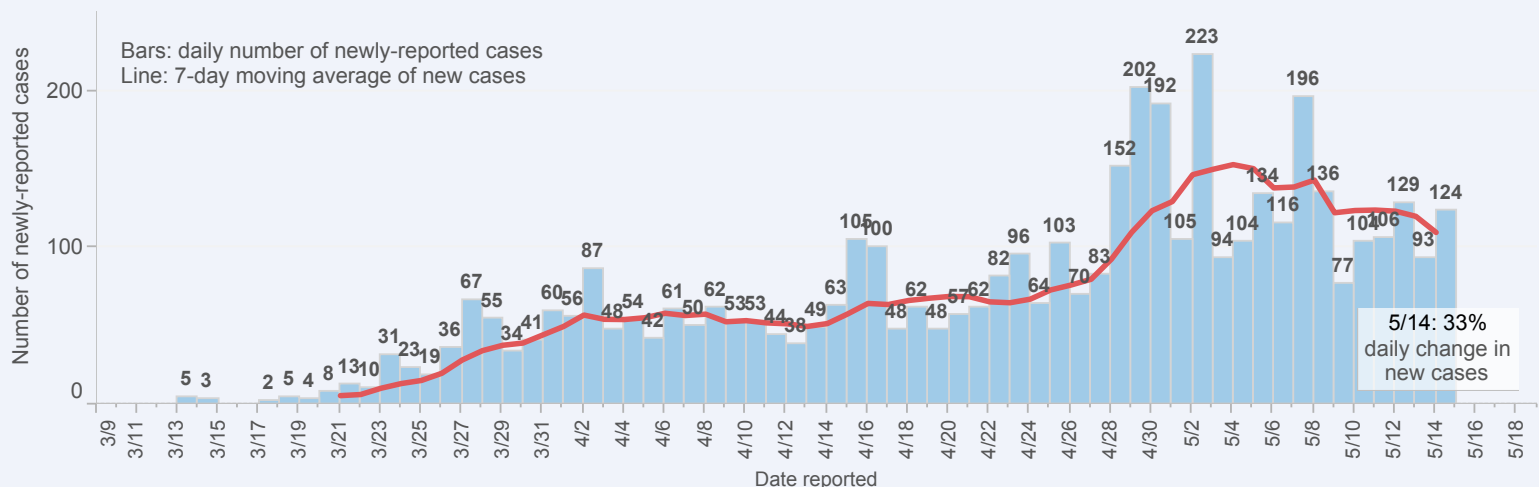
Age of All (Confirmed & Probable) Cases in Columbus & Franklin County (N=4,488*)



Epi Curve: All (Confirmed & Probable) Cases in Columbus & Franklin County by Onset Date (N=3,082**)



Newly-Reported All (Confirmed & Probable) Cases in Columbus & Franklin County (N=4,443***)



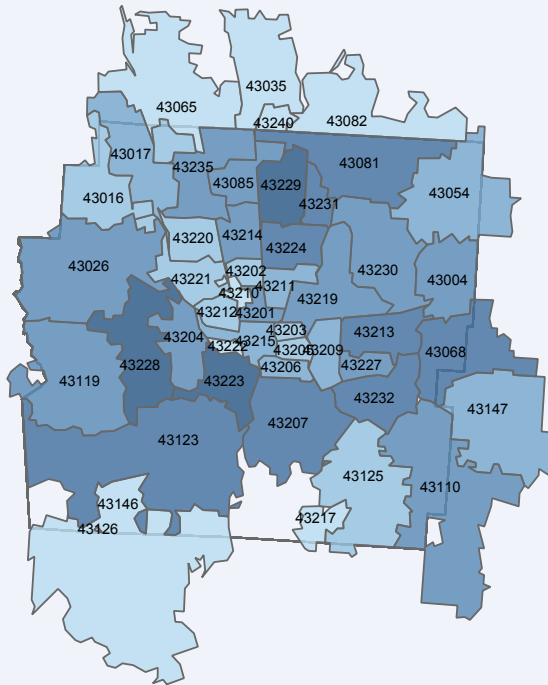
City of Columbus and Franklin County Jurisdictions Coronavirus Disease 2019 (COVID-19) Summary of Cases

(page 3) Published May 15, 2020


Note: all data are preliminary and subject to change as more information is gathered

Geography of All (Confirmed & Probable) Cases in Columbus & Franklin County Jurisdiction

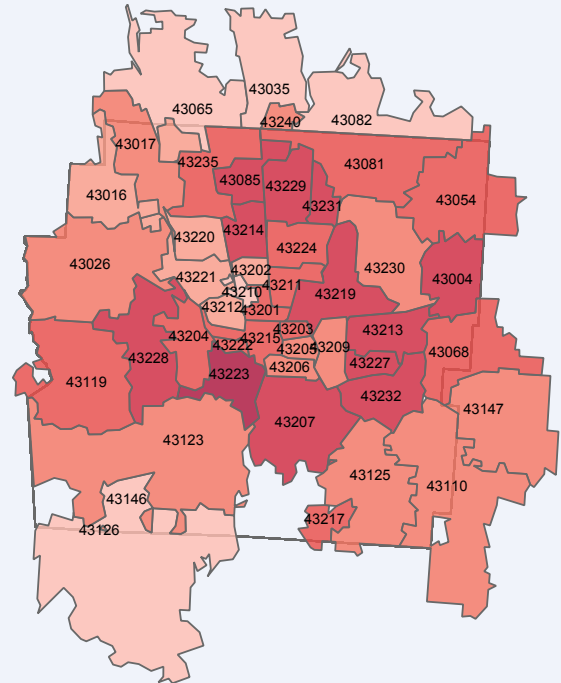
Cases by ZIP Code




Number of Cases



Rate by ZIP Code



Rate (Number of Cases per 100,000 pop)



Note: COVID-19 cases outside Columbus & Franklin County jurisdictions are not included in the map; for ZIP codes that cross into other jurisdictions and/or counties, the number of cases given may not represent all COVID-19 cases in that ZIP code. Additionally, for rate calculations, the entire population of each ZIP code is used. For ZIP codes that go beyond both jurisdictional boundaries, rates can be under-estimated and less reliable due to undercounts of numerator values. Population data for rates are from the US Census Bureau, American Community Survey 2018 5-year estimates.

COVID-19 Rate* in Franklin County Geographic Boundary and CelebrateOne Priority Area**

	Cases (Rate)	Hospitalizations (Rate)	Deaths (Rate)
Franklin County:	4,300 (337.2)	551 (43.2)	156 (12.2)
CelebrateOne Priority Area	1,780 (461.2)	225 (58.3)	38 (9.8)
Non-CelebrateOne Area	2,519 (283.2)	326 (36.7)	118 (13.3)

*Rates are per 100,000 population

**CelebrateOne Priority Area includes ZIP codes 43203, 43204, 43205, 43206, 43207, 43211, 43219, 43222, 43223, 43224, 43227, 43229 & 43232; Non-CelebrateOne Area includes any part of Franklin County not within the ZIP codes listed above

Self-Quarantine & Symptom Monitoring in Columbus City

Individuals advised by CPH to self-quarantine & monitor symptoms	3,104
Completed self-quarantine/symptom monitoring	1,882
Self-quarantine/symptom monitoring in progress	1,222