

# City of Columbus and Franklin County Jurisdictions Coronavirus Disease 2019 (COVID-19) Summary of Cases

Published May 18, 2020

Note: all data are preliminary and subject to change as more information is gathered

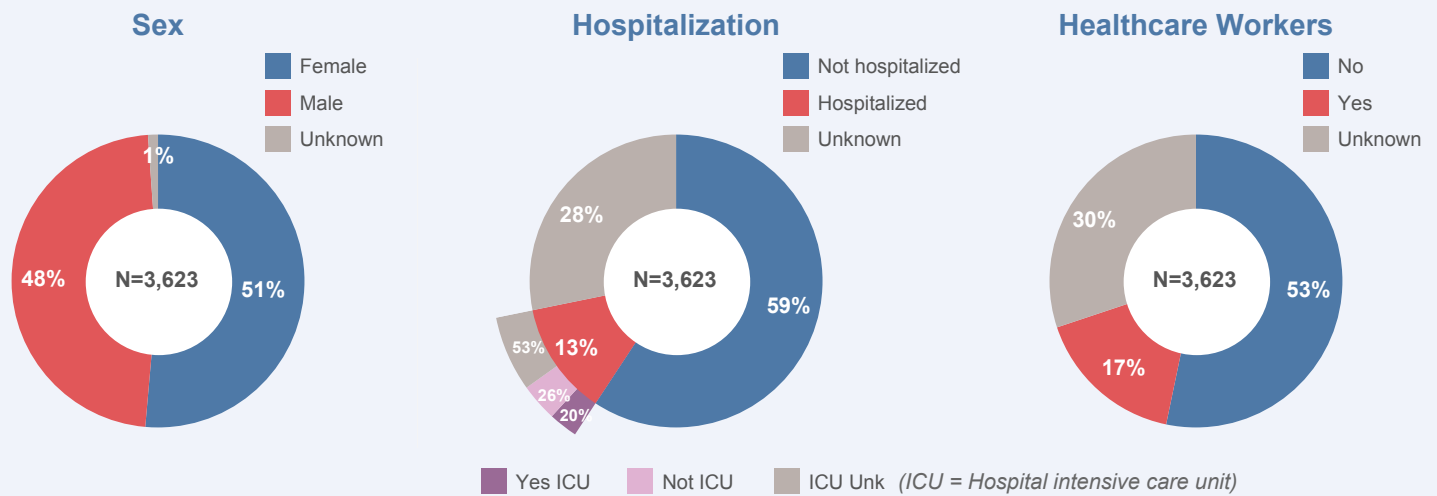
	Columbus Jurisdiction*	County-wide Jurisdiction*	Ohio**
<b>Cases:</b>	3,623	4,734	28,454
<b>Confirmed Cases</b>	3,432	4,504	26,646
<b>Probable Cases</b>	191	230	1,808
<b>Deaths:</b>	136 (4%)	181 (4%)	1,657 (6%)
<b>Long Term Care Facility Deaths</b>	94 (69% of deaths)	120 (66% of deaths)	N/A
<b>Hospitalizations:</b>	454 (13%)	618 (13%)	4,998 (18%)
<b>Illness Onset Date Range:</b>	2/14/2020 - 5/16/2020	2/14/2020 - 5/16/2020	1/7/2020 - 5/18/2020
<b>Male:</b>	1,722 (48%)	2,231 (47%)	15,196 (53%)
<b>Female:</b>	1,862 (51%)	2,456 (52%)	13,087 (46%)
<b>Age Range:</b>	0 - 104 years	0 - 104 years	0 - 108 years
<b>Median Age:</b>	44 years	45 years	50 years
<b>Healthcare Workers:</b>	602 (17%)	801 (17%)	4,413 (16%)

\*Columbus & County-wide (combined Columbus and Franklin County jurisdiction) data from the Ohio Disease Reporting System as of **May 18, 2020 10:00 AM**  
 Statistics based on jurisdiction (areas for which the local health departments are responsible) may not be the same as statistics based on county geographic boundaries  
 Columbus jurisdiction includes the city of Worthington: **82 of the Columbus cases and 15 of the Columbus deaths are in Worthington (13 of those are LTCF deaths)**

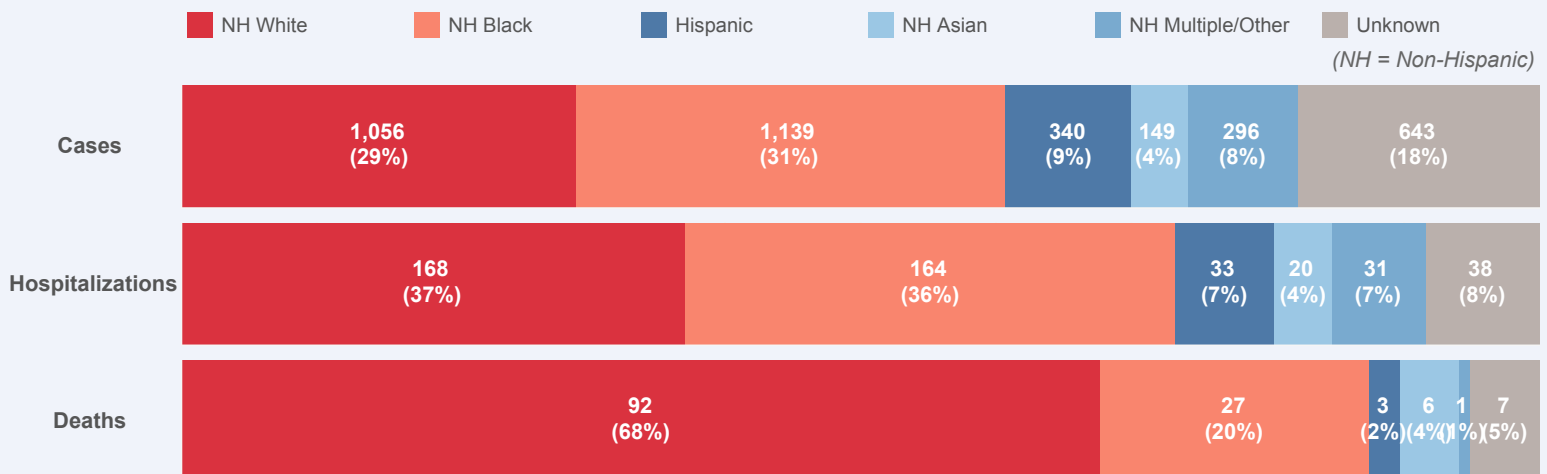
\*\*Ohio data from the Ohio Department of Health as of **May 18, 2020 2:00 PM**

## Charts and Graphs for All (Confirmed & Probable) Cases in Columbus City

Charts and Graphs Filtered By: Case Classification - All (Confirmed & Probable)      Jurisdiction Level - Columbus City



## Race/Ethnicity of Cases, Hospitalizations, and Deaths



For comparison, the population of Columbus City is 54% NH White, 29% NH Black, 6% Hispanic, 6% NH Asian, and 5% Multiracial/Other

# City of Columbus and Franklin County Jurisdictions Coronavirus Disease 2019 (COVID-19) Summary of Cases

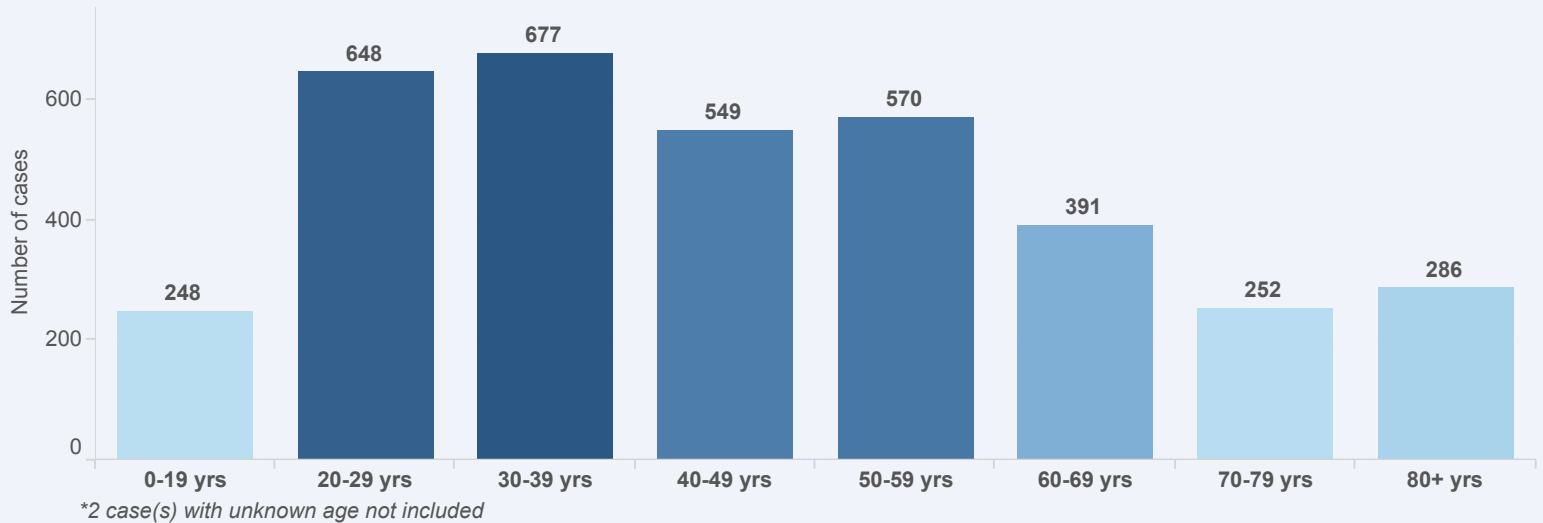
(page 2) Published May 18, 2020

Note: all data are preliminary and subject to change as more information is gathered

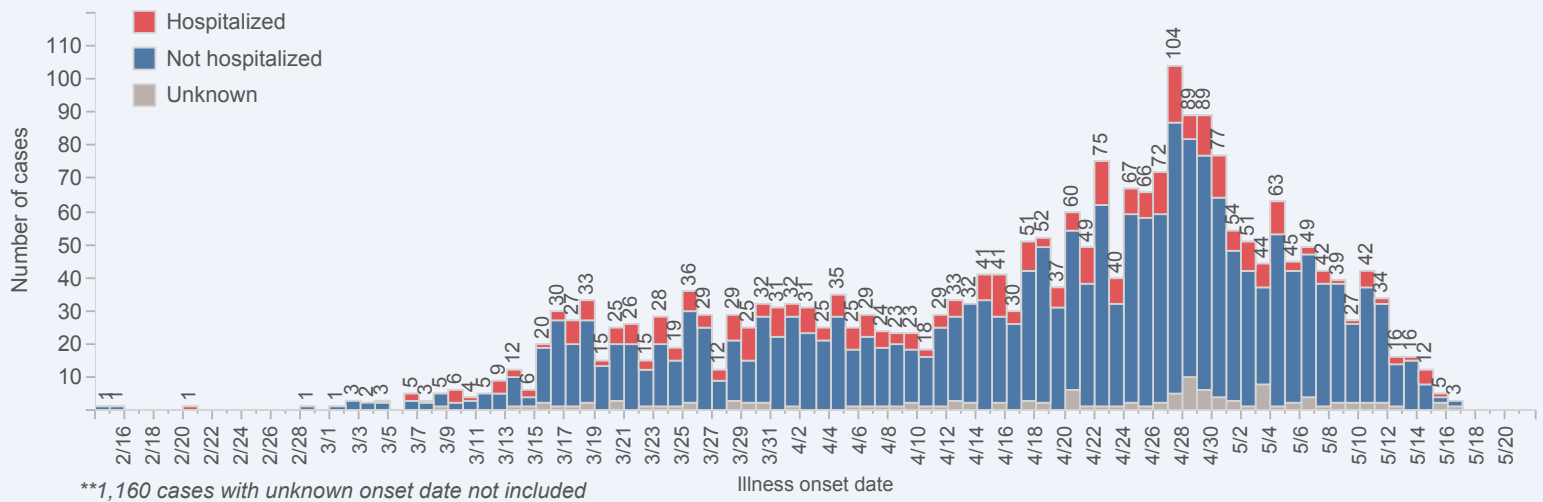
Charts and Graphs Filtered By: Case Classification - *All (Confirmed & Probable)*

Jurisdiction Level - *Columbus City*

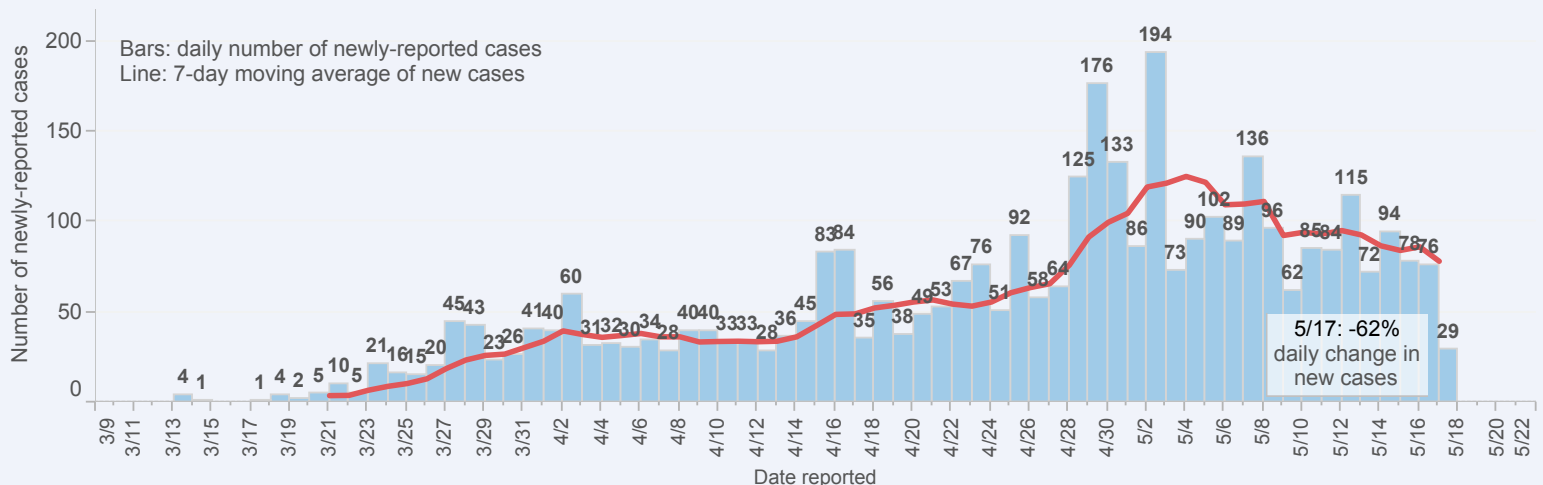
## Age of All (Confirmed & Probable) Cases in Columbus City (N=3,621\*)



## Epi Curve: All (Confirmed & Probable) Cases in Columbus City by Onset Date (N=2,441\*\*)



## Newly-Reported All (Confirmed & Probable) Cases in Columbus City (N=3,593\*\*\*)



# City of Columbus and Franklin County Jurisdictions Coronavirus Disease 2019 (COVID-19) Summary of Cases

(page 3) Published May 18, 2020

Note: all data are preliminary and subject to change as more information is gathered

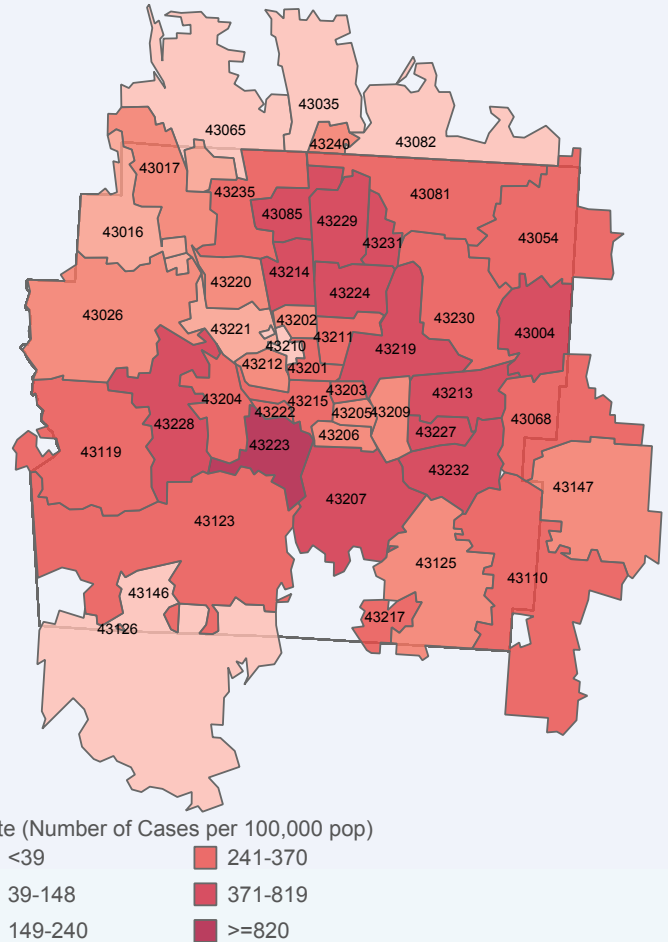
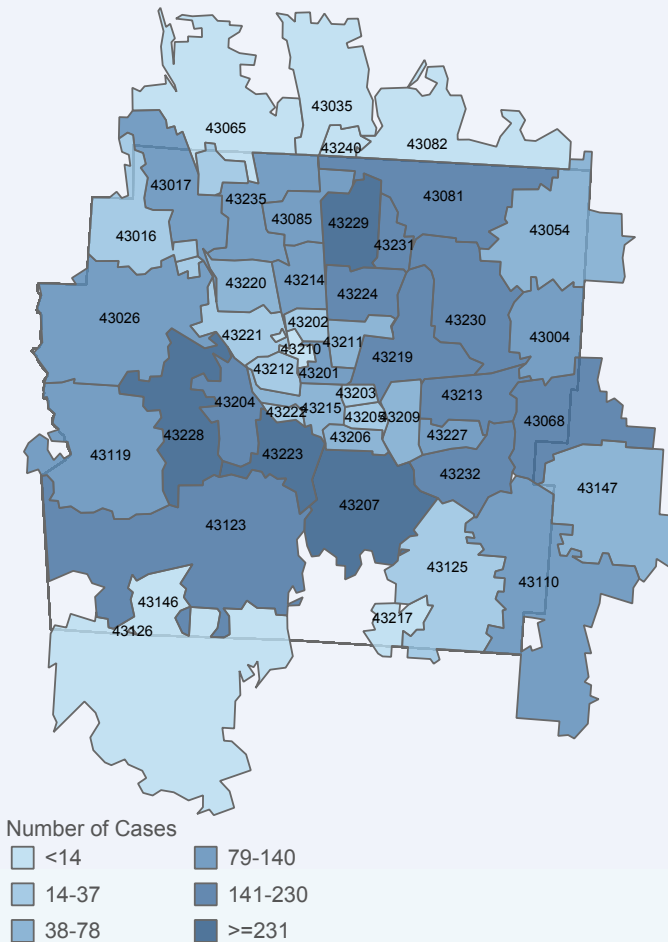


COLUMBUS  
PUBLIC HEALTH

## Geography of All (Confirmed & Probable) Cases in Columbus & Franklin County Jurisdiction

Cases by ZIP Code

Rate by ZIP Code



Note: COVID-19 cases outside Columbus & Franklin County jurisdictions are not included in the map; for ZIP codes that cross into other jurisdictions and/or counties, the number of cases given may not represent all COVID-19 cases in that ZIP code. Additionally, for rate calculations, the entire population of each ZIP code is used. For ZIP codes that go beyond both jurisdictional boundaries, rates can be under-estimated and less reliable due to undercounts of numerator values. Population data for rates are from the US Census Bureau, American Community Survey 2018 5-year estimates.

## COVID-19 Rate\* in Franklin County Geographic Boundary and CelebrateOne Priority Area\*\*

	Cases (Rate)	Hospitalizations (Rate)	Deaths (Rate)
<b>Franklin County:</b>	<b>4,539 (355.9)</b>	<b>585 (45.9)</b>	<b>176 (13.8)</b>
CelebrateOne Priority Area	1,900 (492.2)	238 (61.7)	47 (12.2)
Non-CelebrateOne Area	2,638 (296.6)	347 (39.0)	129 (14.5)

\*Rates are per 100,000 population

\*\*CelebrateOne Priority Area includes ZIP codes 43203, 43204, 43205, 43206, 43207, 43211, 43219, 43222, 43223, 43224, 43227, 43229 & 43232; Non-CelebrateOne Area includes any part of Franklin County not within the ZIP codes listed above

## Self-Quarantine & Symptom Monitoring in Columbus City

Individuals advised by CPH to self-quarantine & monitor symptoms	3,351
Completed self-quarantine/symptom monitoring	2,092
Self-quarantine/symptom monitoring in progress	1,259