

City of Columbus and Franklin County Jurisdictions Coronavirus Disease 2019 (COVID-19) Summary of Cases

Published May 25, 2020

Note: all data are preliminary and subject to change as more information is gathered

	Columbus Jurisdiction*	County-wide Jurisdiction*	Ohio**
Cases:	4,215	5,496	32,477
Confirmed Cases	3,998	5,233	30,305
Probable Cases	217	263	2,172
Deaths:	186 (4%)	245 (4%)	1,987 (6%)
Long Term Care Facility Deaths	122 (66% of deaths)	164 (67% of deaths)	N/A
Hospitalizations:	514 (12%)	695 (13%)	5,511 (17%)
Illness Onset Date Range:	2/14/2020 - 5/24/2020	2/14/2020 - 5/24/2020	1/2/2020 - 5/25/2020
Male:	1,994 (47%)	2,577 (47%)	17,066 (53%)
Female:	2,164 (51%)	2,849 (52%)	15,198 (47%)
Age Range:	0 - 104 years	0 - 104 years	0 - 109 years
Median Age:	43 years	45 years	50 years
Healthcare Workers:	671 (16%)	891 (16%)	4,949 (15%)

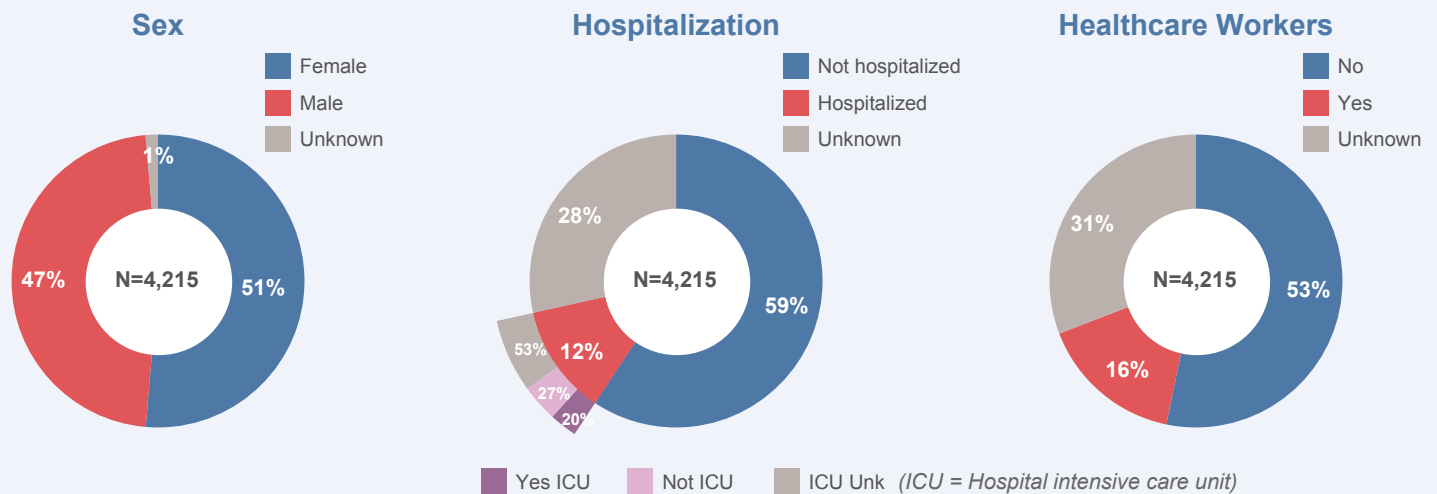
*Columbus & County-wide (combined Columbus and Franklin County jurisdiction) data from the Ohio Disease Reporting System as of May 25, 2020 10:00 AM
Statistics based on jurisdiction (areas for which the local health departments are responsible) may not be the same as statistics based on county geographic boundaries
Columbus jurisdiction includes the city of Worthington: 83 of the Columbus cases and 15 of the Columbus deaths are in Worthington (13 of those are LTCF deaths)

**Ohio data from the Ohio Department of Health as of May 25, 2020 2:00 PM

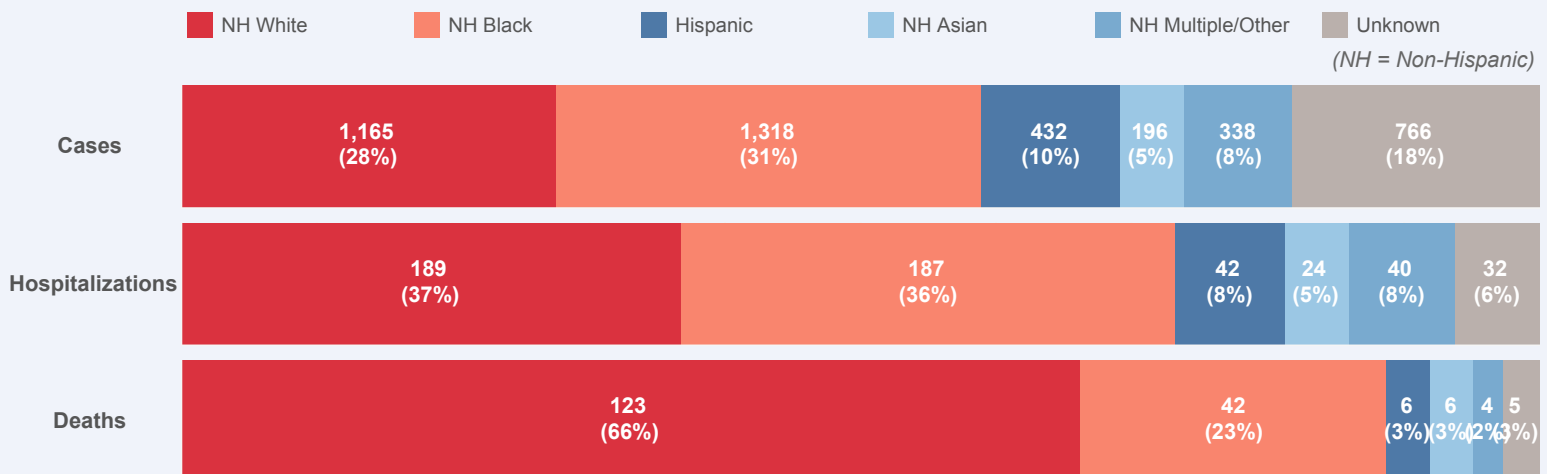
Charts and Graphs for All (Confirmed & Probable) Cases in Columbus City

Charts and Graphs Filtered By: Case Classification - All (Confirmed & Probable)

Jurisdiction Level - Columbus City



Race/Ethnicity of Cases, Hospitalizations, and Deaths



For comparison, the population of Columbus City is 54% NH White, 29% NH Black, 6% Hispanic, 6% NH Asian, and 5% Multiracial/Other

City of Columbus and Franklin County Jurisdictions Coronavirus Disease 2019 (COVID-19) Summary of Cases

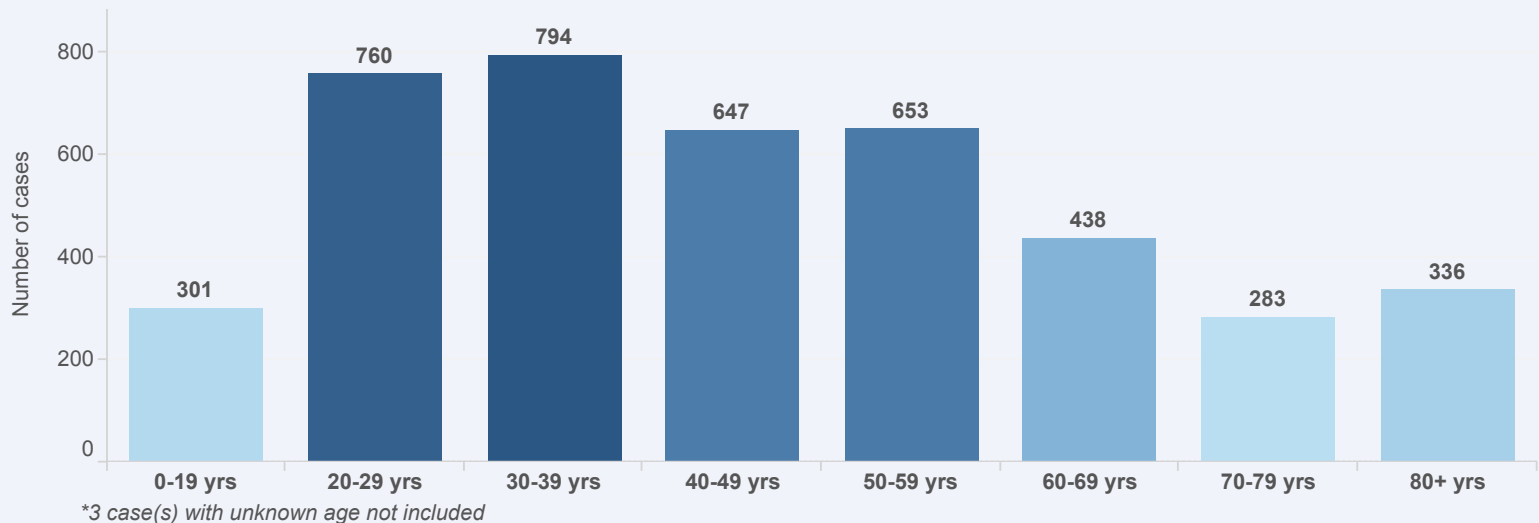
(page 2) Published May 25, 2020

Note: all data are preliminary and subject to change as more information is gathered

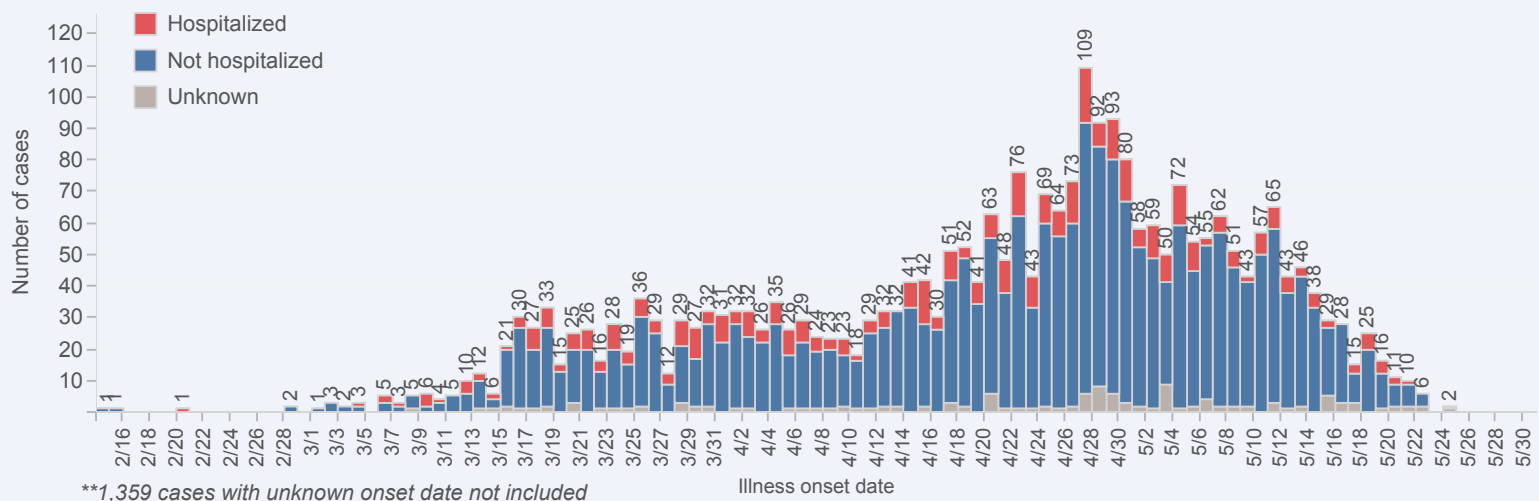
Charts and Graphs Filtered By: Case Classification - All (Confirmed & Probable)

Jurisdiction Level - Columbus City

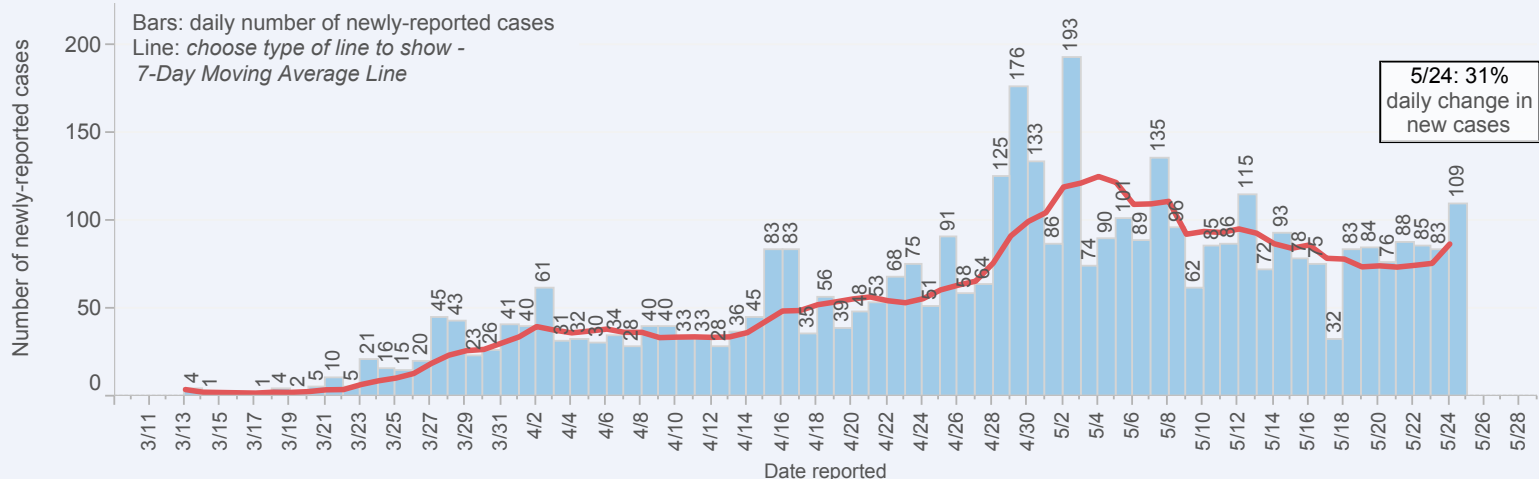
Age of All (Confirmed & Probable) Cases in Columbus City (N=4,212*)



Epi Curve: All (Confirmed & Probable) Cases in Columbus City by Onset Date (N=2,829**)



Newly-Reported All (Confirmed & Probable) Cases in Columbus City (N=4,201***)



City of Columbus and Franklin County Jurisdictions Coronavirus Disease 2019 (COVID-19) Summary of Cases

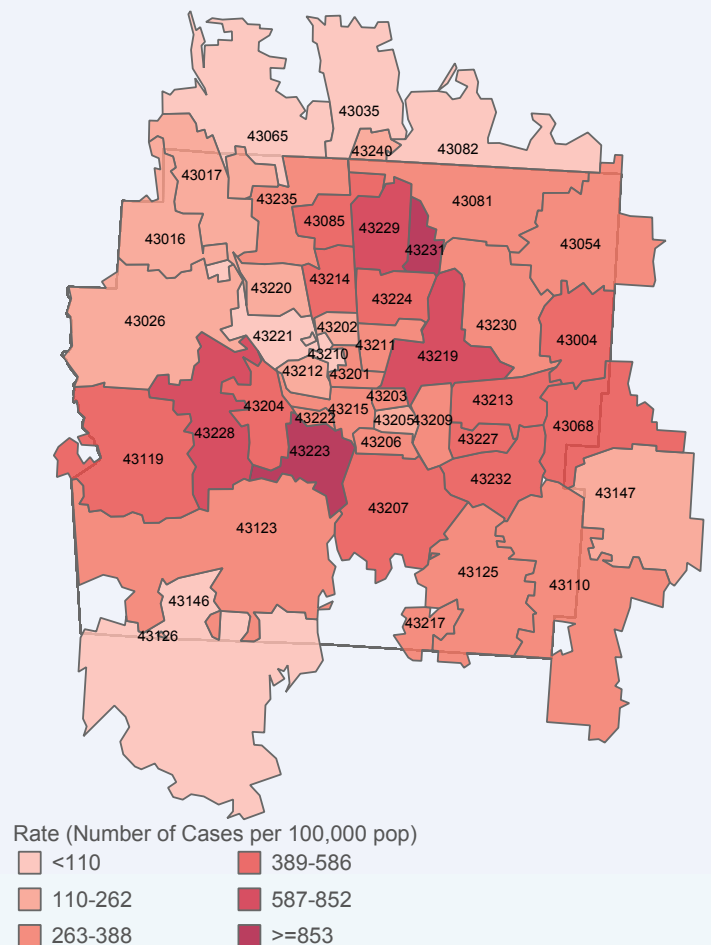
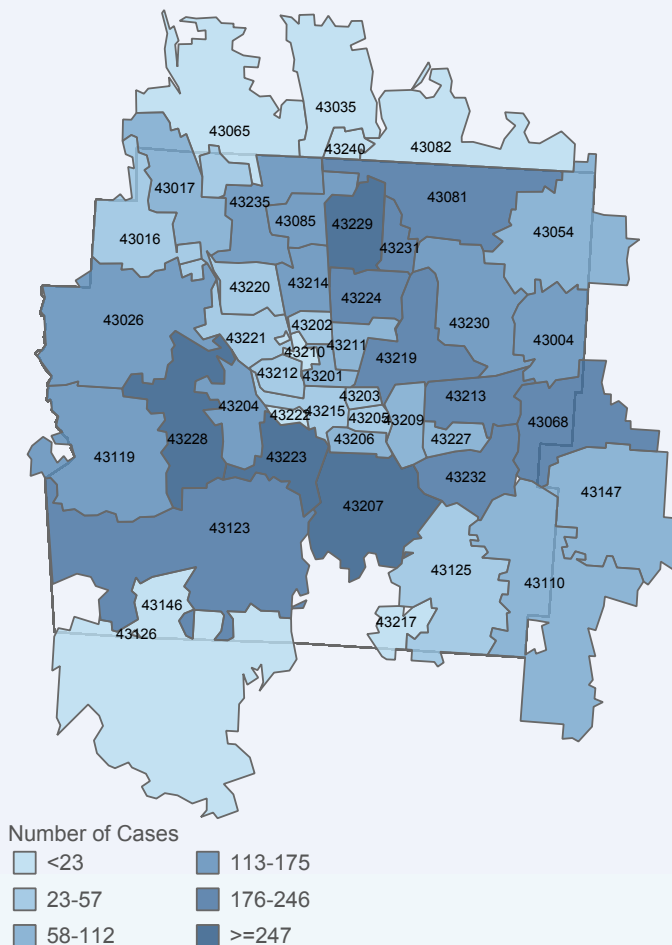
(page 3) Published May 25, 2020

Note: all data are preliminary and subject to change as more information is gathered

Geography of All (Confirmed & Probable) Cases in Columbus & Franklin County Jurisdiction

Cases by ZIP Code

Rate by ZIP Code



Note: COVID-19 cases outside Columbus & Franklin County jurisdictions are not included in the map; for ZIP codes that cross into other jurisdictions and/or counties, the number of cases given may not represent all COVID-19 cases in that ZIP code. Additionally, for rate calculations, the entire population of each ZIP code is used. For ZIP codes that go beyond both jurisdictional boundaries, rates can be under-estimated and less reliable due to undercounts of numerator values. Population data for rates are from the US Census Bureau, American Community Survey 2018 5-year estimates.

COVID-19 Rate* in Franklin County Geographic Boundary and CelebrateOne Priority Area**

	Cases (Rate)	Hospitalizations (Rate)	Deaths (Rate)
Franklin County:	5,280 (414.0)	660 (51.8)	237 (18.6)
CelebrateOne Priority Area	2,222 (575.7)	284 (73.6)	68 (17.6)
Non-CelebrateOne Area	3,057 (343.7)	376 (42.3)	169 (19.0)

*Rates are per 100,000 population

**CelebrateOne Priority Area includes ZIP codes 43203, 43204, 43205, 43206, 43207, 43211, 43219, 43222, 43223, 43224, 43227, 43229 & 43232; Non-CelebrateOne Area includes any part of Franklin County not within the ZIP codes listed above

Self-Quarantine & Symptom Monitoring in Columbus City

Individuals advised by CPH to self-quarantine & monitor symptoms	3,899
Completed self-quarantine/symptom monitoring	2,602
Self-quarantine/symptom monitoring in progress	1,297