



# LINDEN IMPLEMENTATION

Dear Resident,

Building on the success of our Slow Streets Linden Pilot project to slow traffic speeds on residential streets, we will be expanding Slow Streets and converting the remainder of one-way streets in Linden to two-way Yield Streets (with a few exceptions – see link below). In addition, more than 30 new and upgraded crosswalks will be installed throughout the neighborhood to support pedestrian safety.

These safety improvements will begin in early August 2021 and be completed by October 2021. The project schedule, street list and crosswalk locations can be found by visiting <https://bit.ly/SlowStreetsCbus>.

Following implementation, the Department of Public Service will continue to collect data to assess vehicle speeds and conduct field observations. During this period we encourage residents to submit feedback using one of the following options:

- Visit <https://bit.ly/SlowStreetsCbus> (look for the “Comments/Feedback” section)
- Email (send email to [SlowStreets@columbus.gov](mailto:SlowStreets@columbus.gov))
- Contact the 311 Service Center at 614-645-3111 (select “Slow Streets Columbus” service request type)

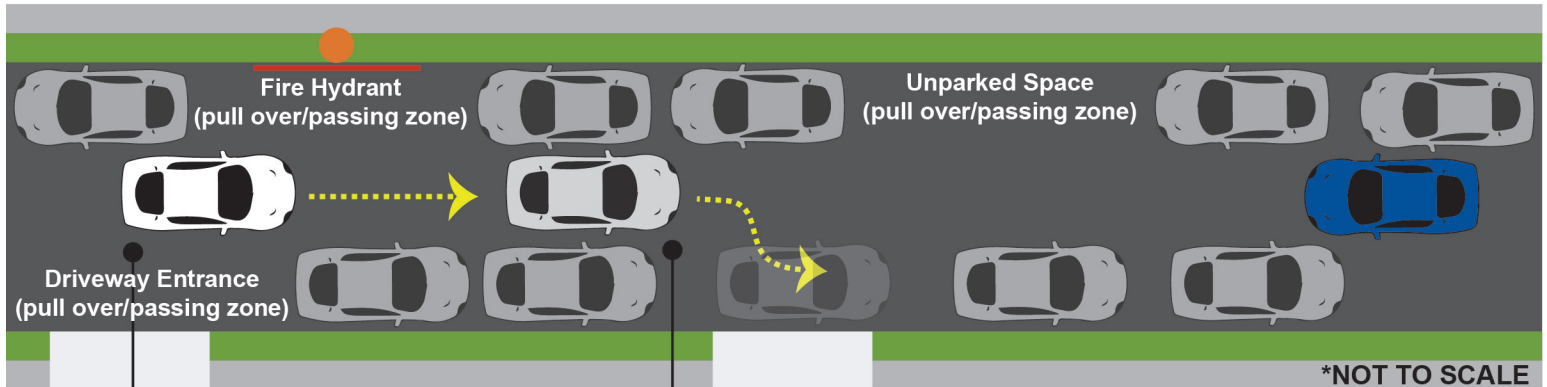
---

## VISION ZERO COLUMBUS

The Slow Streets program is a Vision Zero Columbus Action Plan strategy to plan and build safe streets for all users. Vision Zero is committed to achieving zero fatal and serious injury traffic crashes on Columbus streets. To learn more about Vision Zero Columbus and how you can take the Vision Zero Pledge to help save lives, visit [www.columbus.gov/VisionZero](http://www.columbus.gov/VisionZero) or scan the QR code.

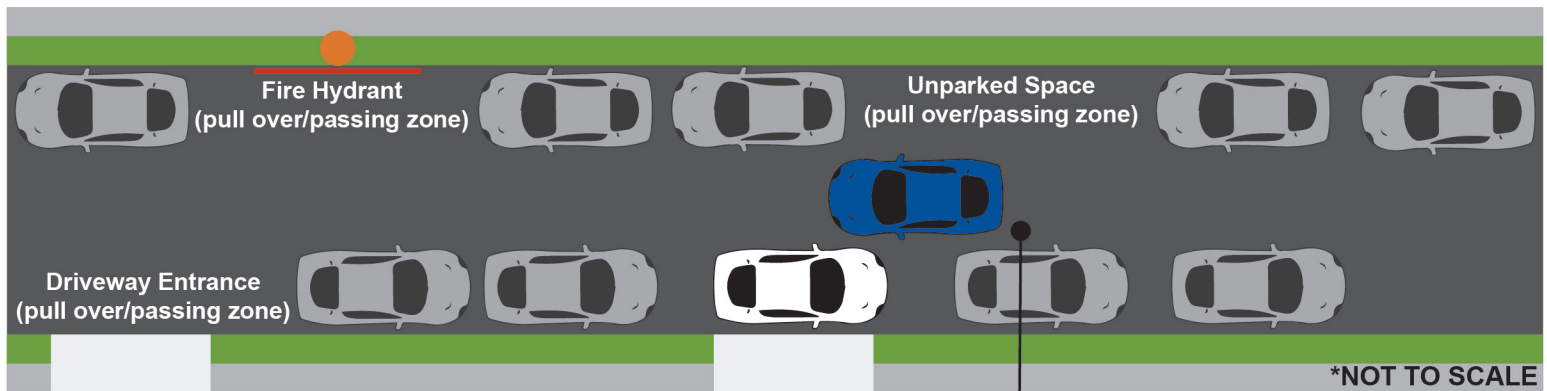


# HOW TO DRIVE ON A YIELD STREET

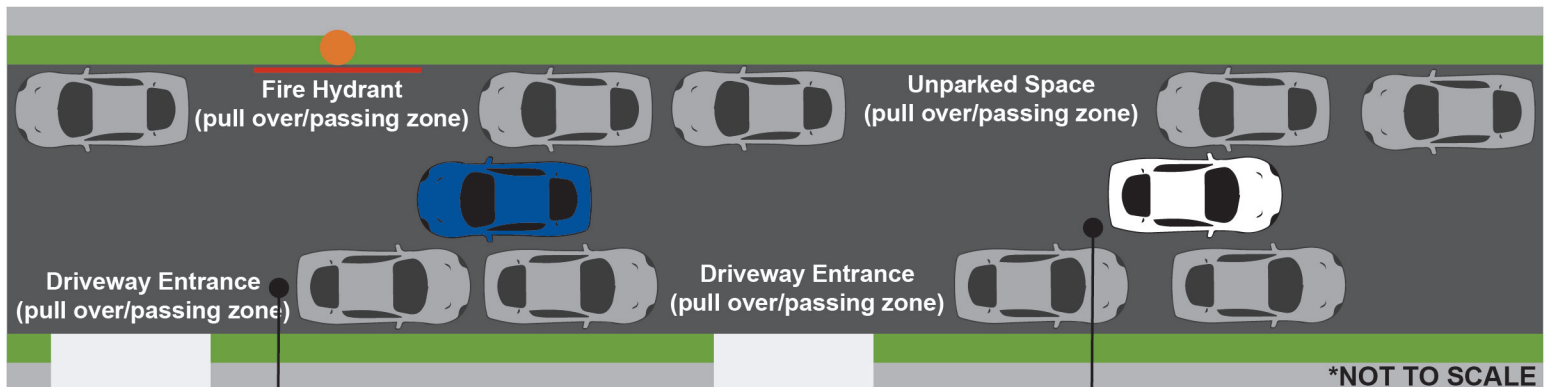


**1** When driving on a Yield Street, always look ahead for oncoming traffic. If another vehicle is approaching, slow down and look for a spot to safely pull over near the curb.

**2** If cars are parked on both sides of the street, proceed slowly. The other driver should also be looking for a place to pull over.



**3** Allow the other driver to pass, then return to the travel lane and proceed with caution.



**P** **PARKING:** Do not block driveways, fire hydrants or curb ramps  
Park near the curb, not ON the curb

**4** Once the other driver has safely passed, return to the travel lane and proceed with caution. Remember to always drive at or below the speed limit.