



6"-DOTTED LINE (SHORT)



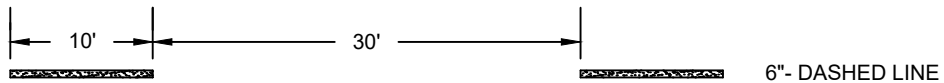
12"-DOTTED LINE (SHORT)



6"-DOTTED LINE (LONG)



12"-DOTTED LINE (LONG)



6" - DASHED LINE



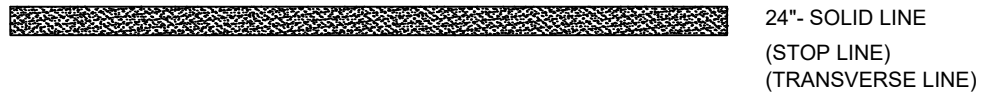
6" - SOLID LINE
(EDGE LINE - WHITE)
(LANE LINE)
(BIKE LANE LINE)



4" - SOLID YELLOW EDGE LINE



12" - SOLID LINE
(CHANNELIZING LINE)
(CROSSWALK LINE)



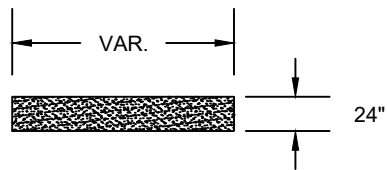
24" - SOLID LINE
(STOP LINE)
(TRANSVERSE LINE)



4" - SOLID DOUBLE LINE



4" - SOLID/DASHED CENTER LINE



TYPE 2 CROSSWALK - LADDER LINE

NOTE:
STOP LINES SHALL BE PLACED ON BRICK SURFACES
AT SIGNALIZED INTERSECTIONS.

STOP LINES AT NON-SIGNALIZED INTERSECTIONS
SHALL BE AT THE DISCRETION OF THE ENGINEER
UNLESS SPECIFICALLY SHOWN ON THE PLANS.

PAVEMENT MARKING STANDARDS
LINE DETAILS

CITY OF COLUMBUS, OHIO
DEPARTMENT OF PUBLIC SERVICE
DESIGN AND CONSTRUCTION DIVISION

CITY ENGINEER

STD DWG
1640

03/01/23

SHT 1 OF 1