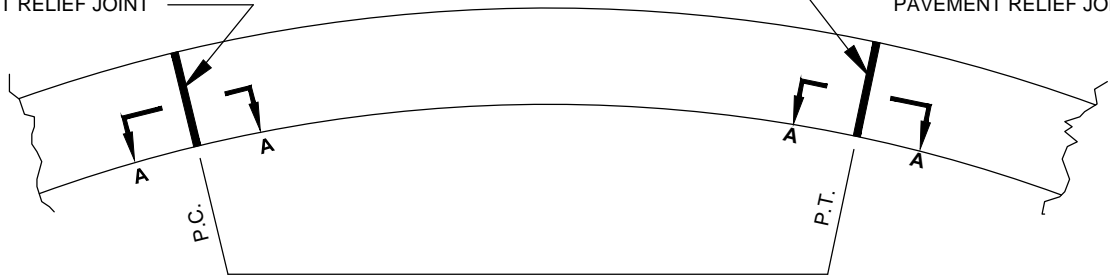
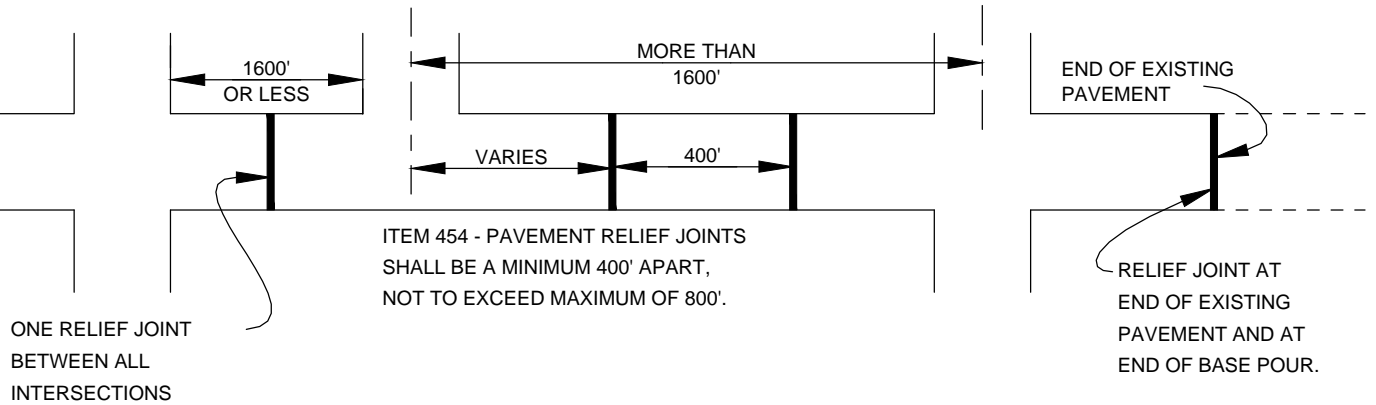


ITEM 454 -
PAVEMENT RELIEF JOINT

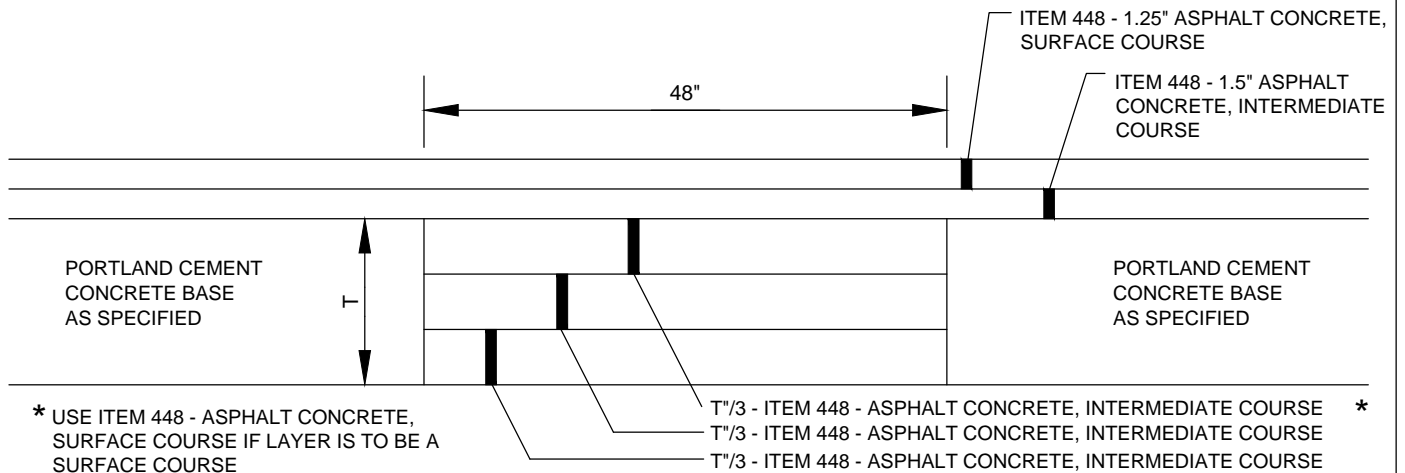
ITEM 454 -
PAVEMENT RELIEF JOINT



RELIEF JOINT DETAIL IS FOR PAVEMENT SECTIONS WITH A CENTERLINE
RADIUS OF UP TO 500' AND A DELTA (Δ) GREATER THAN 50°



TYPICAL LOCATION PLAN



SECTION A-A

FOR CONCRETE BASE PAVEMENT

2" EXPANSION MATERIAL SHALL BE
PLACED AT ALL PAVEMENT RELIEF
JOINTS IN THE STRAIGHT CURB,
OR CURB AND GUTTER AND
CENTERED ON THE PAVEMENT
RELIEF JOINT.

PAVEMENT RELIEF JOINT DETAIL (RESIDENTIAL)

CITY OF COLUMBUS, OHIO
DEPARTMENT OF PUBLIC SERVICE
DIVISION OF DESIGN AND CONSTRUCTION

CITY ENGINEER

STD DWG

2175

6/1/13

SHT 1 OF 1