

WHERE NEW WALK ABUTS ADJOINING WALK, SAWCUT EXISTING WALK TO NEAREST JOINT AND INSTALL EXPANSION JOINT.

EXPANSION JOINT LOCATIONS AND SPACING PER ITEM 608.03.

WATER AND UTILITY BOXES IN THE SIDEWALK AREA SHALL BE ADJUSTED FLUSH WITH FINAL SURFACE.

ROOF DRAINS SHALL BE EXTENDED UNDER THE SIDEWALK AND THROUGH THE CURB. SEE STD DWG 2320.

WHEN A SIDEWALK IS CONSTRUCTED FOR THE ENTIRE WIDTH FROM THE CURB TO THE R/W LINE, THE WALK SHALL BE CONSTRUCTED PART WIDTH AT A TIME, ALLOWING FOR SUFFICIENT UNOBSTRUCTED AREA 48" WIDE FOR SAFE MOVEMENT OF PEDESTRIAN TRAFFIC, OR AS APPROVED BY ENGINEER.

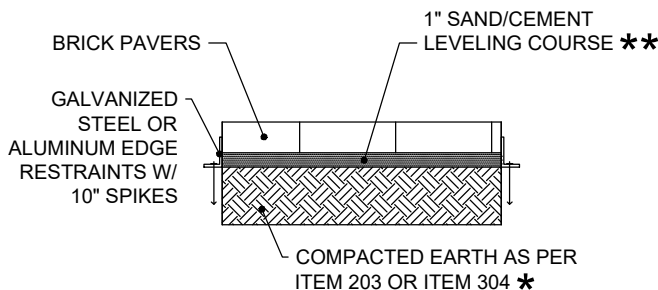
ITEM NUMBERS REFER TO THE CITY OF COLUMBUS CMSC, CURRENT EDITION. ALL WORK SHALL BE DONE IN ACCORDANCE WITH THESE SPECIFICATIONS.

* #57 AGGREGATE MAY BE USED FOR REPLACEMENT WORK.

** THE SAND TO CEMENT RATIO IS 5 PARTS SAND TO ONE PART CEMENT.

RESIDENTIAL

BRICK SIDEWALK



DETAIL

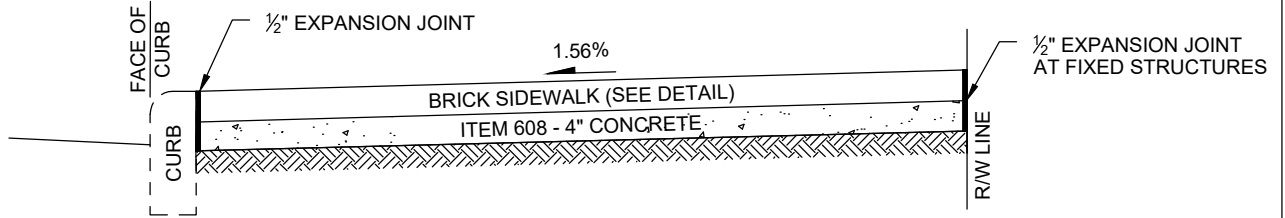
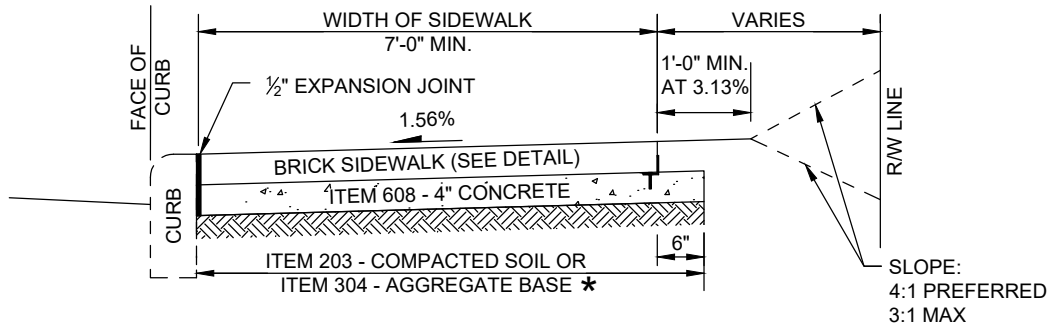
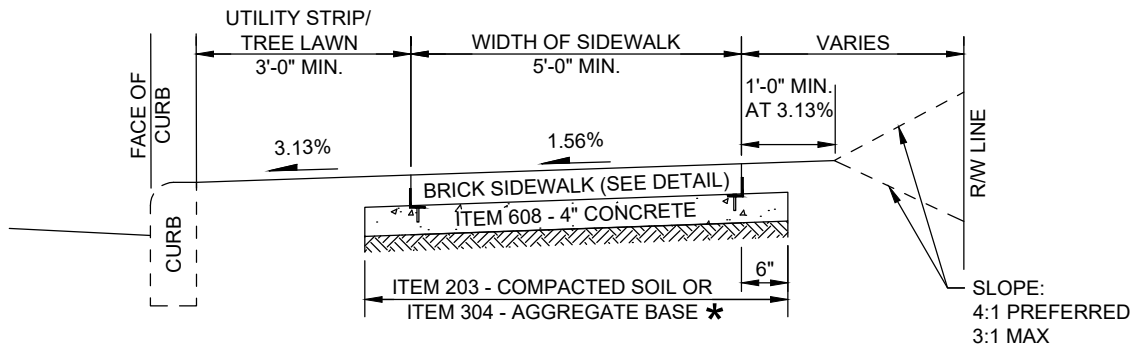
CITY OF COLUMBUS, OHIO
DEPARTMENT OF PUBLIC SERVICE
DIVISION OF DESIGN AND CONSTRUCTION

STD DWG
2301

CITY ENGINEER

04/30/18

SHT 1 OF 3



WHERE SIDEWALKS ABUT DRIVEWAYS OR ALLEY APPROACHES, THE CONCRETE THICKNESS OF THE WALK SHALL EQUAL THE THICKNESS OF THE APPROACH (6" MINIMUM) FOR A DISTANCE OF ONE (1) FULL PANEL OR MINIMUM 5 FEET. SEE STANDARD DRAWING OF THE APPLICABLE DRIVEWAY OR ALLEY.

WHERE NEW WALK ABUTS ADJOINING WALK, SAWCUT EXISTING WALK TO NEAREST JOINT AND INSTALL EXPANSION JOINT.

EXPANSION JOINT LOCATIONS AND SPACING PER ITEM 608.03.

WATER AND UTILITY BOXES IN THE SIDEWALK AREA SHALL BE ADJUSTED FLUSH WITH FINAL SURFACE.

ROOF DRAINS SHALL BE EXTENDED UNDER THE SIDEWALK AND THROUGH THE CURB. SEE STD DWG 2320.

WHEN A SIDEWALK IS CONSTRUCTED FOR THE ENTIRE WIDTH FROM THE CURB TO THE R/W LINE, THE WALK SHALL BE CONSTRUCTED PART WIDTH AT A TIME, ALLOWING FOR SUFFICIENT UNOBSTRUCTED AREA 48" WIDE FOR SAFE MOVEMENT OF PEDESTRIAN TRAFFIC, OR AS APPROVED BY ENGINEER.

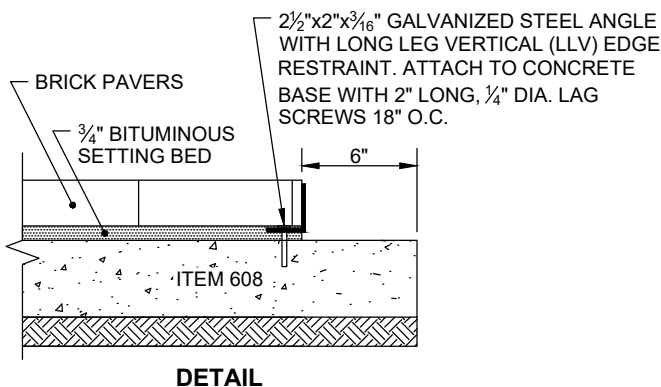
ONE INCH CONTRACTION JOINTS SHALL BE SAWED IN THE CONCRETE EVERY 10 FEET.

ITEM NUMBERS REFER TO THE CITY OF COLUMBUS CMSC, CURRENT EDITION. ALL WORK SHALL BE DONE IN ACCORDANCE WITH THESE SPECIFICATIONS.

* #57 AGGREGATE MAY BE USED FOR REPLACEMENT WORK.

NON-RESIDENTIAL

BRICK SIDEWALK



DETAIL

CITY OF COLUMBUS, OHIO
DEPARTMENT OF PUBLIC SERVICE
DIVISION OF DESIGN AND CONSTRUCTION

**STD DWG
2301**

04/30/18

SHT 2 OF 3

ITEM SPECIAL - BRICK PAVERS INCLUDING CONCRETE BASE

SEE SUPPLEMENTAL SPECIFICATION SS-1524 ROADWAY PAVERS; FOLLOW ALL APPLICATION STANDARDS, SUBMITTAL REQUIREMENTS, MATERIALS, CONSTRUCTION REQUIREMENTS, QUALITY ASSURANCE AND CONTROL, METHOD OF MEASUREMENT, BASIS OF PAYMENT AND WARRANTY REQUIREMENTS.

MANUFACTURERS AND MATERIALS SHALL BE AS PER THE QUALIFIED PRODUCTS LIST AND APPROVED MANUFACTURERS / SUPPLIERS LIST.

**BRICK
SIDEWALK**

CITY OF COLUMBUS, OHIO
DEPARTMENT OF PUBLIC SERVICE
DIVISION OF DESIGN AND CONSTRUCTION

STD DWG

2301

04/30/18

SHT 3 OF 3