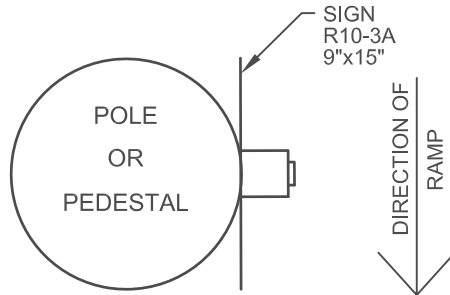
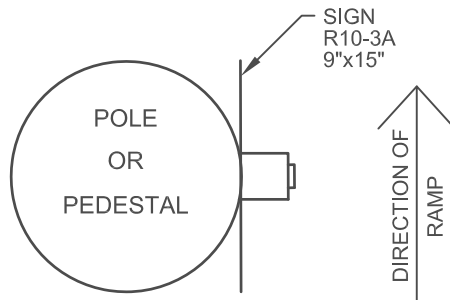


FOR PUSHBUTTON
LOCATED AT THE SIDE
OF A LANDING AREA




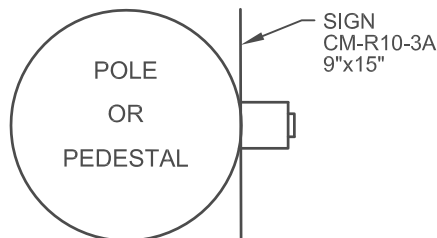
R10-3A-9 (L)
9"x15"

FOR PUSHBUTTON
LOCATED AT THE SIDE
OF A LANDING AREA



R10-3A-9 (R)
9"x15"

FOR PUSHBUTTON
LOCATED AT THE BACK
OF A LANDING AREA



CM-R10-3A-9
9"x15"

* Actual Street Name To Be Used

NOTE:

THE BOTTOM OF THE PUSHBUTTON SIGN SHALL BE
MOUNTED JUST ABOVE THE TOP OF THE PUSHBUTTON.

Pedestrian Signal Heads Present

PUSHBUTTON & SIGN INSTALLATION DETAIL

CITY OF COLUMBUS, OHIO
DEPARTMENT OF PUBLIC SERVICE
DIVISION OF DESIGN AND CONSTRUCTION

STD DWG
4230


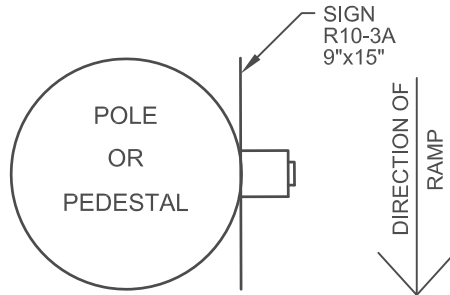
Hassan Zahra

8/01/2015

CITY ENGINEER


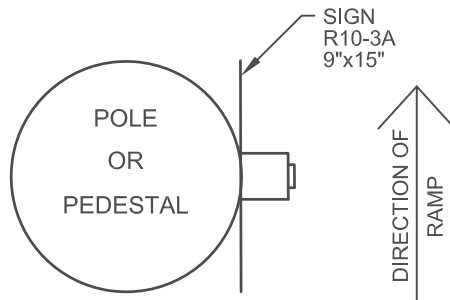
SHT 1 OF 2

FOR PUSHBUTTON
LOCATED AT THE SIDE
OF A LANDING AREA



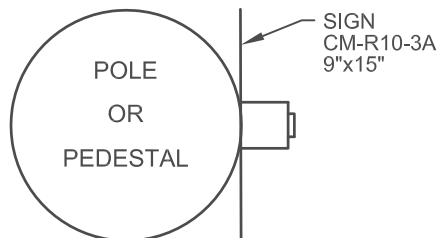
R10-4A-9 (L)
9"x15"

FOR PUSHBUTTON
LOCATED AT THE SIDE
OF A LANDING AREA



R10-4A-9 (R)
9"x15"

FOR PUSHBUTTON
LOCATED AT THE BACK
OF A LANDING AREA



CM-R10-4A-9
9"x15"

* Actual Street Name To Be Used

NOTE:

THE BOTTOM OF THE PUSHBUTTON SIGN SHALL BE
MOUNTED JUST ABOVE THE TOP OF THE PUSHBUTTON.

Pedestrian Signal Heads Not Present

PUSHBUTTON & SIGN INSTALLATION DETAIL

CITY OF COLUMBUS, OHIO
DEPARTMENT OF PUBLIC SERVICE
DIVISION OF DESIGN AND CONSTRUCTION

Hassan Zahra

CITY ENGINEER

STD DWG
4230

8/01/2015

SHT 2 OF 2