

CARES Act Funding allocations for CDBG, ESG AND HOPWA programs.

## **Executive Summary**

### **ES-05 Executive Summary - 24 CFR 91.200(c), 91.220(b)**

#### **1. Introduction**

The City of Columbus' Five Year Consolidated Plan and Annual Action Plan identifies the City's community development needs and outlines a comprehensive and coordinated strategy for addressing these needs. It serves as the application for funding for the following federal entitlement programs that serve low and moderate income families;

- Community Development Block Grant (CDBG)
- HOME Investment Partnership (HOME)
- Emergency Solutions Grant (ESG)
- Housing Opportunities for Persons with HIV/AIDS (HOPWA)

#### **2. Summary of the objectives and outcomes identified in the Plan Needs Assessment Overview**

As noted in the introduction, the primary purpose of the Consolidated Plan is to determine how HUD block grant funds should be spent to best meet the City's most pressing needs. To achieve this goal, the City utilized the following methods to develop a comprehensive account of current housing and community development needs: resident survey, stakeholder focus groups, public meetings, and a needs assessment and market analysis based on federal, state, and local data.

Once the comprehensive account of the City's current housing and community development needs was determined, through the above methods, the City proceeded to the Strategic Plan portion of the Consolidated Plan process. The primary purpose of the Strategic Plan is to identify which needs represent the City's highest priorities, so that funding can be allocated to address these needs first. In this way, the Strategic Plan acts as a guide to direct the allocation of HUD funds in a manner that maximizes community impact by prioritizing funding to the City's most pressing housing and community development needs. The City's priority needs were identified through a Strategic Planning session, which brought together representatives from multiple City departments/divisions (i.e. Development including housing, economic development, code enforcement, land redevelopment and planning; Recreation and Parks; Public Health; and Finance and Management). During this session, all relevant findings from the resident survey, stakeholder focus groups, needs assessment, and market analysis

## Demo

were shared with the group (note: these findings are detailed in the Process, Needs Assessment, and Market Analysis sections of this Consolidated Plan). These findings were the focus of discussion and were used to determine the City's most pressing housing and community development needs. Through this process, the City identified the following priority needs:

1. Increase access to affordable housing
2. Ensure equal access to housing
3. Increase self-sufficiency of low income residents
4. Homeless mitigation and prevention
5. Reduce poverty and enhance economic opportunity
6. Public facility and infrastructure improvements
7. Increase public safety and improve health outcomes

Based on these seven priority needs, the City of Columbus developed a total of thirteen Strategic Plan Goals to track the City's progress towards addressing these needs over the 5-year Consolidated Planning period, 2020-2024:

1. Preserve and expand affordable housing
2. Program Management, capacity building, and/or administration
3. Ensure Safe and Sanitary property conditions
4. Provide housing for special needs populations
5. Provide Homebuyer education and other counseling
6. Ensure equal access to housing
7. Foster Business expansions in areas of need
8. Foster development of skills for residents in need
9. Provide educational/recreational youth programs
10. Improve Health outcomes

11. Provide Housing and Services for persons with HIV
12. Increase access to housing and emergency shelter
13. Public Facilities/Infrastructure improvements.

The goals developed through the Strategic Plan process will guide the allocation of HUD funds (i.e. CDBG, HOME, ESG, and HOPWA) and direct the city's actions, activities, and programs, as they relate to housing and community development, over the next five years. These goals will also serve as a management tool to help the City of Columbus track and monitor performance throughout the term of the Consolidated Plan.

### **3. Evaluation of past performance**

The City's HUD program reporting will benefit from the new Consolidated Plan. The new plan better identifies the needs of residents and the new goals for HUD funding. The City has been successful in implementing the HOPWA, HOME, ESG and CDBG funding on goals as outlined in the previous Con Plan and annual action plans.

### **4. Summary of citizen participation process and consultation process**

The City of Columbus is committed to ensuring all Columbus residents have the opportunity to understand and provide comments regarding City plans. Prior to developing the plan, the City consulted with housing and community development partners. These groups included local government agencies, for- and non-profit partners, and citizens.

Based on the findings of the needs assessment survey, the City developed a draft plan that was made available for 30 days for review and comment online. Finally, City Council held a public hearing prior to approving the plan. Columbus conducts citizen engagement that results in better plans that more wholly reflect the needs and aspirations of all citizens.

### **5. Summary of public comments**

The City provided several opportunities for stakeholders and citizens to provide input at multiple stages in the development of this Consolidated Plan. The City reached out to stakeholders in consultation meetings before beginning the writing of the plan to discuss general needs and goals for the next five years. The City held or participated in three public forums/meetings and also issued a needs assessment survey. Further, the City provided the draft document for public review and a public hearing was held before City Council. Several advertisements were ran in local papers to publicize these outreach activities.

**6. Summary of comments or views not accepted and the reasons for not accepting them**

All public comments were accepted.

**7. Summary**

The City of Columbus embraces its responsibility to support diverse communities and build neighborhoods of choice that are healthy and vibrant. This Consolidated Plan provides tools to continue this work through 2024. The plan emphasizes the City's role as a partner in a larger coalition of agencies providing diverse housing and services to the citizens of Columbus.

## The Process

### PR-05 Lead & Responsible Agencies 24 CFR 91.200(b)

**1. Describe agency/entity responsible for preparing the Consolidated Plan and those responsible for administration of each grant program and funding source**

The following are the agencies/entities responsible for preparing the Consolidated Plan and those responsible for administration of each grant program and funding source.

Agency Role	Name	Department/Agency
Lead Agency	COLUMBUS	
CDBG Administrator	COLUMBUS	Department of Finance and Management
HOPWA Administrator	COLUMBUS	Columbus Public Health
HOME Administrator	COLUMBUS	Department of Development
ESG Administrator	COLUMBUS	Department of Development
HOPWA-C Administrator		

**Table 1 – Responsible Agencies**

### Narrative

The Columbus Department of Finance and Management is the lead agency for the development of the Consolidated Plan. The Department of Development, in coordination with the Department of Finance and Management, administers the HOME Investment Partnership, and Emergency Solutions Grant (ESG) programs. Columbus Public Health (CPH) administers the Housing Opportunities for Persons with AIDS (HOPWA) program. CDBG funded programs will be administered by a variety of City Departments, including Development, Neighborhoods, Public Service, Public Utilities, and Recreation and Parks.

### Consolidated Plan Public Contact Information

Lucie McMahan  
 City of Columbus: Department of Finance and Management  
 90 W. Broad Street, Columbus, Ohio 43215  
 LMMcMahon@columbus.gov  
 Phone: 614.645.7492

## **PR-10 Consultation – 91.100, 91.110, 91.200(b), 91.300(b), 91.215(I) and 91.315(I)**

### **1. Introduction**

The City of Columbus is committed to addressing the community's priority needs in the most efficient and effective way possible. In order to do this, the Department of Finance and Management's Grants Management Section, as the lead agency in the development of the Consolidated Plan, coordinates with other city departments, Columbus Metropolitan Housing Authority (CMHA), Community Shelter Board (CSB, the lead Continuum of Care agency), and other key stakeholders and organizations in central Ohio. By partnering with many different departments, agencies, and organizations the Department of Development is able to utilize the collective knowledge of local subject matter experts to help develop strategies and goals to solve the City's priority needs.

### **Provide a concise summary of the jurisdiction's activities to enhance coordination between public and assisted housing providers and private and governmental health, mental health and service agencies (91.215(I)).**

The City of Columbus has enhanced coordination with public and assisted housing providers and private and governmental health, mental health, and service agencies in the following ways:

The Columbus Area Affordable Housing Task Force consists of federal, state, and local government organizations, housing funders, Columbus Metropolitan Housing Authority, housing and homeless service providers, and community representatives. The task force meets quarterly to monitor and address issues regarding expiring HUD Section 8 contracts in Franklin County and to discuss current and future affordable housing projects.

The City of Columbus is a member of The Community Development (CD) Collaborative of Greater Columbus, which is a non-profit organization that pools resources to provide operating grants and technical assistance to build the capacity of community based nonprofit housing developers. The CD Collaborative Board is comprised of various lending institutions, the United Way of Central Ohio, Columbus Foundation, Enterprise Community Partners, the City of Columbus and Franklin County. Staff for the Collaborative is provided through a contractual relationship with the Affordable Housing Trust for Columbus and Franklin County. Currently five nonprofit community development corporations are funded by the Collaborative.

The Greater Columbus Infant Mortality Task Force developed a community plan in 2014 to reduce infant mortality by 40 percent and cut the racial disparity gap in half. Key stakeholders in implementing the plan include the Franklin County Community Health Coordination Infant Mortality Committee, home health care providers, educators, social service agencies, black faith leaders, neighborhood leaders from high-risk areas, expectant and new mothers, Columbus Public Health, and the Columbus Housing

Division. Recommended housing-related actions include adopting smoke-free policies in multi-unit housing facilities and other housing settings for high-risk women and families; targeting activities in shelters and low-income housing in high-risk neighborhoods, and expanding to other settings.

**Describe coordination with the Continuum of Care and efforts to address the needs of homeless persons (particularly chronically homeless individuals and families, families with children, veterans, and unaccompanied youth) and persons at risk of homelessness**

The City has representatives on the Continuum of Care (CoC) for Columbus and Franklin County. The local CoC is known as the Rebuilding Lives Funder Collaborative (RLFC) which is staffed by the Community Shelter Board (CSB). Funding, monitoring and system changes are discussed and determined by the RLFC (CoC). The City provides local general fund and Capital Improvement Bond funds, in addition to federal ESG and HOME dollars, to CSB as an intermediary agency to fund local nonprofit providers working to prevent homelessness and providing emergency shelter. Efforts also include and encourage initiatives of rapid re-housing and stabilization for individuals and families experiencing homelessness. Additionally, funds can also be used to support the community's Homeless Management Information System to guarantee that the community's plan to end homelessness is based on the most applicable and current homeless data available. The City also provides federal HOME funds to assist in the development of permanent supportive housing for chronically homeless individuals and families. CSB, along with its partner agencies, is designing and implementing a transformational new system designed to move single adults more quickly into stable housing, stop repeat homelessness, and add more capacity when overflow demands are high to make sure everyone who needs shelter is able to get it. There are three key components: First, a new emergency shelter is addressing the growing numbers of men, women and families who are experiencing homelessness so no one has to sleep on the streets in Columbus. Second, case managers called Navigators will link with a person when they enter the homeless system and work with them throughout their stay. Third, relationships with key partner agencies will be strengthened and enhanced.

**Describe consultation with the Continuum(s) of Care that serves the jurisdiction's area in determining how to allocate ESG funds, develop performance standards and evaluate outcomes, and develop funding, policies and procedures for the administration of HMIS**

In Columbus and Franklin County the Continuum of Care (CoC) role and responsibilities is fulfilled by a committee called the Rebuilding Lives Funder Collaborative (RLFC). The RLFC provides stewardship for all the strategies developed under the A Place to Call Home Plan; provides funding for the capital, services and operations of supportive housing in Columbus and Franklin County; coordinates activities for the new plan; promotes collaboration to achieve goals and strategies; and secures resources for programs and projects. The City of Columbus has ongoing membership, representation and participation in the RLFC.

RLFC (CoC) Planning:

## Demo

- Receive community and public policy updates relevant to homelessness issues
- Receive updates on the A Place to Call Home Plan, the local plan to end homelessness
- Plan and conduct a sheltered and unsheltered point-in-time count of homeless persons (delegated to CSB)
- Conduct an annual gaps analysis of the homeless needs and services (delegated to CSB)
- Provide required information to complete the local Consolidated Plan(s) (delegated to CSB)
- Review and act on the annual funding allocations, inclusive of ESG and CoC funds, and establish funding priorities
- Review and act on the HUD CoC Application including all relevant charts and tables
- Review and act on any programs that should be removed from HUD funding and any proposed funding reallocations
- Review and make final determination on provider appeals
- Review and act annually on the proposed new supportive housing bonus project
- Designate a Collaborative Applicant

### HMIS Operations:

- Designate a single HMIS for the CoC
- Designate an HMIS Lead
- Ensure consistent participation in HMIS (delegated to CSB)
- Ensure the HMIS compliance with HUD requirements (delegated to CSB)
- Review and approve the HMIS policies and procedures, privacy plan, security plan and data quality plan (delegated to CSB)

## **2. Describe Agencies, groups, organizations and others who participated in the process and describe the jurisdictions consultations with housing, social service agencies and other entities**



**Table 2 – Agencies, groups, organizations who participated**

1	<b>Agency/Group/Organization</b>	Ohio CDC Association
	<b>Agency/Group/Organization Type</b>	Business and Civic Leaders
	<b>What section of the Plan was addressed by Consultation?</b>	Housing Need Assessment Lead-based Paint Strategy Public Housing Needs Homelessness Strategy Homeless Needs - Chronically homeless Homeless Needs - Families with children Homelessness Needs - Veterans Homelessness Needs - Unaccompanied youth Non-Homeless Special Needs HOPWA Strategy Economic Development Market Analysis Anti-poverty Strategy
	<b>How was the Agency/Group/Organization consulted and what are the anticipated outcomes of the consultation or areas for improved coordination?</b>	The Ohio CDC Association assisted in the dissemination of the City and County's Community Needs Survey. A list of 178 local non-profit, governmental, and other private organizations was provided to serve as the channel for survey distribution. An additional 166 contacts were provided by the Franklin County Department of Economic Development and Planning. All in all, these agencies, groups, and organizations were targeted to participate by providing consultation into the City's Needs Assessment. The breadth of this approach allowed for a variety of focus groups to weigh in during the development of the plan. The dissemination list is attached as a unique appendix to the plan.
2	<b>Agency/Group/Organization</b>	Columbus City Schools
	<b>Agency/Group/Organization Type</b>	Services-Children Services-Education Regional organization

Demo

	<p><b>What section of the Plan was addressed by Consultation?</b></p>	<p>Housing Need Assessment                  Lead-based Paint Strategy                  Public Housing Needs                  Homelessness Strategy                  Homeless Needs - Chronically homeless                  Homeless Needs - Families with children                  Homelessness Needs - Veterans                  Homelessness Needs - Unaccompanied youth                  Non-Homeless Special Needs                  HOPWA Strategy                  Economic Development                  Market Analysis                  Anti-poverty Strategy</p>
	<p><b>How was the Agency/Group/Organization consulted and what are the anticipated outcomes of the consultation or areas for improved coordination?</b></p>	
<p>3</p>	<p><b>Agency/Group/Organization</b></p>	<p>COLUMBUS URBAN LEAGUE</p>
	<p><b>Agency/Group/Organization Type</b></p>	<p>Services - Housing</p>
	<p><b>What section of the Plan was addressed by Consultation?</b></p>	<p>Housing Need Assessment                  Lead-based Paint Strategy                  Public Housing Needs                  Homelessness Strategy                  Homeless Needs - Chronically homeless                  Homeless Needs - Families with children                  Homelessness Needs - Veterans                  Homelessness Needs - Unaccompanied youth                  Non-Homeless Special Needs                  HOPWA Strategy                  Economic Development                  Market Analysis                  Anti-poverty Strategy</p>
	<p><b>How was the Agency/Group/Organization consulted and what are the anticipated outcomes of the consultation or areas for improved coordination?</b></p>	

4	<b>Agency/Group/Organization</b>	COMMUNITY HOUSING NETWORK
	<b>Agency/Group/Organization Type</b>	Housing Services-Employment Service-Fair Housing
	<b>What section of the Plan was addressed by Consultation?</b>	Housing Need Assessment Lead-based Paint Strategy Public Housing Needs Homelessness Strategy Homeless Needs - Chronically homeless Homeless Needs - Families with children Homelessness Needs - Veterans Homelessness Needs - Unaccompanied youth Non-Homeless Special Needs HOPWA Strategy Economic Development Market Analysis Anti-poverty Strategy
	<b>How was the Agency/Group/Organization consulted and what are the anticipated outcomes of the consultation or areas for improved coordination?</b>	
5	<b>Agency/Group/Organization</b>	COMMUNITY SHELTER BOARD
	<b>Agency/Group/Organization Type</b>	Housing Services - Housing
	<b>What section of the Plan was addressed by Consultation?</b>	Housing Need Assessment Lead-based Paint Strategy Public Housing Needs Homelessness Strategy Homeless Needs - Chronically homeless Homeless Needs - Families with children Homelessness Needs - Veterans Homelessness Needs - Unaccompanied youth Non-Homeless Special Needs HOPWA Strategy Economic Development Market Analysis Anti-poverty Strategy

Demo

	<b>How was the Agency/Group/Organization consulted and what are the anticipated outcomes of the consultation or areas for improved coordination?</b>	
6	<b>Agency/Group/Organization</b>	FINANCE FUND CAPITAL CORPORATION
	<b>Agency/Group/Organization Type</b>	Housing
	<b>What section of the Plan was addressed by Consultation?</b>	Housing Need Assessment Lead-based Paint Strategy Public Housing Needs Homelessness Strategy Homeless Needs - Chronically homeless Homeless Needs - Families with children Homelessness Needs - Veterans Homelessness Needs - Unaccompanied youth Non-Homeless Special Needs HOPWA Strategy Economic Development Market Analysis Anti-poverty Strategy
	<b>How was the Agency/Group/Organization consulted and what are the anticipated outcomes of the consultation or areas for improved coordination?</b>	
7	<b>Agency/Group/Organization</b>	Franklin County Land Reutilization Corporation
	<b>Agency/Group/Organization Type</b>	Housing Other government - Local Regional organization Planning organization

Demo

	<p><b>What section of the Plan was addressed by Consultation?</b></p>	<p>Housing Need Assessment  Lead-based Paint Strategy  Public Housing Needs  Homelessness Strategy  Homeless Needs - Chronically homeless  Homeless Needs - Families with children  Homelessness Needs - Veterans  Homelessness Needs - Unaccompanied youth  Non-Homeless Special Needs  HOPWA Strategy  Economic Development  Market Analysis  Anti-poverty Strategy</p>
	<p><b>How was the Agency/Group/Organization consulted and what are the anticipated outcomes of the consultation or areas for improved coordination?</b></p>	
8	<p><b>Agency/Group/Organization</b></p>	<p>Franklin County Board of Developmental Disabilities</p>
	<p><b>Agency/Group/Organization Type</b></p>	<p>Services-Persons with Disabilities  Other government - Local  Regional organization</p>
	<p><b>What section of the Plan was addressed by Consultation?</b></p>	<p>Housing Need Assessment  Lead-based Paint Strategy  Public Housing Needs  Homelessness Strategy  Homeless Needs - Chronically homeless  Homeless Needs - Families with children  Homelessness Needs - Veterans  Homelessness Needs - Unaccompanied youth  Non-Homeless Special Needs  HOPWA Strategy  Economic Development  Market Analysis  Anti-poverty Strategy</p>

Demo

	<b>How was the Agency/Group/Organization consulted and what are the anticipated outcomes of the consultation or areas for improved coordination?</b>	
9	<b>Agency/Group/Organization</b>	COLUMBUS PUBLIC HEALTH
	<b>Agency/Group/Organization Type</b>	Services-Persons with HIV/AIDS Services-Health Health Agency Other government - Local
	<b>What section of the Plan was addressed by Consultation?</b>	Housing Need Assessment Lead-based Paint Strategy Public Housing Needs Homelessness Strategy Homeless Needs - Chronically homeless Homeless Needs - Families with children Homelessness Needs - Veterans Homelessness Needs - Unaccompanied youth Non-Homeless Special Needs HOPWA Strategy Economic Development Market Analysis Anti-poverty Strategy
	<b>How was the Agency/Group/Organization consulted and what are the anticipated outcomes of the consultation or areas for improved coordination?</b>	
10	<b>Agency/Group/Organization</b>	Franklin County Public Health
	<b>Agency/Group/Organization Type</b>	Services-Health Health Agency Other government - County

Demo

	<p><b>What section of the Plan was addressed by Consultation?</b></p>	<p>Housing Need Assessment                      Lead-based Paint Strategy                      Public Housing Needs                      Homelessness Strategy                      Homeless Needs - Chronically homeless                      Homeless Needs - Families with children                      Homelessness Needs - Veterans                      Homelessness Needs - Unaccompanied youth                      Non-Homeless Special Needs                      HOPWA Strategy                      Economic Development                      Market Analysis                      Anti-poverty Strategy</p>
	<p><b>How was the Agency/Group/Organization consulted and what are the anticipated outcomes of the consultation or areas for improved coordination?</b></p>	
<p>11</p>	<p><b>Agency/Group/Organization</b></p>	<p>IMPACT Community Action Agency</p>
	<p><b>Agency/Group/Organization Type</b></p>	<p>Services - Housing</p>
	<p><b>What section of the Plan was addressed by Consultation?</b></p>	<p>Housing Need Assessment                      Lead-based Paint Strategy                      Public Housing Needs                      Homelessness Strategy                      Homeless Needs - Chronically homeless                      Homeless Needs - Families with children                      Homelessness Needs - Veterans                      Homelessness Needs - Unaccompanied youth                      Non-Homeless Special Needs                      HOPWA Strategy                      Economic Development                      Market Analysis                      Anti-poverty Strategy</p>
	<p><b>How was the Agency/Group/Organization consulted and what are the anticipated outcomes of the consultation or areas for improved coordination?</b></p>	

12	<b>Agency/Group/Organization</b>	MID-OHIO REGIONAL PLANNING COMMISSION
	<b>Agency/Group/Organization Type</b>	Services - Housing Other government - County Regional organization Planning organization
	<b>What section of the Plan was addressed by Consultation?</b>	Housing Need Assessment Lead-based Paint Strategy Public Housing Needs Homelessness Strategy Homeless Needs - Chronically homeless Homeless Needs - Families with children Homelessness Needs - Veterans Homelessness Needs - Unaccompanied youth Non-Homeless Special Needs HOPWA Strategy Economic Development Market Analysis Anti-poverty Strategy
	<b>How was the Agency/Group/Organization consulted and what are the anticipated outcomes of the consultation or areas for improved coordination?</b>	
13	<b>Agency/Group/Organization</b>	National Church Residences
	<b>Agency/Group/Organization Type</b>	Housing
	<b>What section of the Plan was addressed by Consultation?</b>	Housing Need Assessment Lead-based Paint Strategy Public Housing Needs Homelessness Strategy Homeless Needs - Chronically homeless Homeless Needs - Families with children Homelessness Needs - Veterans Homelessness Needs - Unaccompanied youth Non-Homeless Special Needs HOPWA Strategy Economic Development Market Analysis Anti-poverty Strategy



Demo

	<b>How was the Agency/Group/Organization consulted and what are the anticipated outcomes of the consultation or areas for improved coordination?</b>	
14	<b>Agency/Group/Organization</b>	The Columbus Foundation
	<b>Agency/Group/Organization Type</b>	Regional organization Civic Leaders Business and Civic Leaders
	<b>What section of the Plan was addressed by Consultation?</b>	Housing Need Assessment Lead-based Paint Strategy Public Housing Needs Homelessness Strategy Homeless Needs - Chronically homeless Homeless Needs - Families with children Homelessness Needs - Veterans Homelessness Needs - Unaccompanied youth Non-Homeless Special Needs HOPWA Strategy Economic Development Market Analysis Anti-poverty Strategy
	<b>How was the Agency/Group/Organization consulted and what are the anticipated outcomes of the consultation or areas for improved coordination?</b>	
15	<b>Agency/Group/Organization</b>	Ohio Civil Rights Commission (OCRC)
	<b>Agency/Group/Organization Type</b>	Service-Fair Housing Regional organization Civic Leaders

Demo

	<b>What section of the Plan was addressed by Consultation?</b>	Housing Need Assessment Lead-based Paint Strategy Public Housing Needs Homelessness Strategy Homeless Needs - Chronically homeless Homeless Needs - Families with children Homelessness Needs - Veterans Homelessness Needs - Unaccompanied youth Non-Homeless Special Needs HOPWA Strategy Economic Development Market Analysis Anti-poverty Strategy
	<b>How was the Agency/Group/Organization consulted and what are the anticipated outcomes of the consultation or areas for improved coordination?</b>	
16	<b>Agency/Group/Organization</b>	United Way of Central Ohio
	<b>Agency/Group/Organization Type</b>	Services-Children Services-homeless
	<b>What section of the Plan was addressed by Consultation?</b>	Housing Need Assessment Lead-based Paint Strategy Public Housing Needs Homelessness Strategy Homeless Needs - Chronically homeless Homeless Needs - Families with children Homelessness Needs - Veterans Homelessness Needs - Unaccompanied youth Non-Homeless Special Needs HOPWA Strategy Economic Development Market Analysis Anti-poverty Strategy
	<b>How was the Agency/Group/Organization consulted and what are the anticipated outcomes of the consultation or areas for improved coordination?</b>	

Demo

17	<b>Agency/Group/Organization</b>	City of Columbus Department of Neighborhoods
	<b>Agency/Group/Organization Type</b>	Other government - Local Civic Leaders
	<b>What section of the Plan was addressed by Consultation?</b>	Housing Need Assessment Lead-based Paint Strategy Public Housing Needs Homelessness Strategy Homeless Needs - Chronically homeless Homeless Needs - Families with children Homelessness Needs - Veterans Homelessness Needs - Unaccompanied youth Non-Homeless Special Needs HOPWA Strategy Economic Development Market Analysis Anti-poverty Strategy
	<b>How was the Agency/Group/Organization consulted and what are the anticipated outcomes of the consultation or areas for improved coordination?</b>	
18	<b>Agency/Group/Organization</b>	COLUMBUS HOUSING PARTNERSHIP
	<b>Agency/Group/Organization Type</b>	Housing Services - Housing Regional organization
	<b>What section of the Plan was addressed by Consultation?</b>	Housing Need Assessment Lead-based Paint Strategy Public Housing Needs Homelessness Strategy Homeless Needs - Chronically homeless Homeless Needs - Families with children Homelessness Needs - Veterans Homelessness Needs - Unaccompanied youth Non-Homeless Special Needs HOPWA Strategy Economic Development Market Analysis Anti-poverty Strategy

Demo

	<b>How was the Agency/Group/Organization consulted and what are the anticipated outcomes of the consultation or areas for improved coordination?</b>	
19	<b>Agency/Group/Organization</b>	LIFECARE ALLIANCE
	<b>Agency/Group/Organization Type</b>	Services-Children Services-Elderly Persons Services-Persons with Disabilities Services-Persons with HIV/AIDS Services-Health Regional organization
	<b>What section of the Plan was addressed by Consultation?</b>	Housing Need Assessment Lead-based Paint Strategy Public Housing Needs Homelessness Strategy Homeless Needs - Chronically homeless Homeless Needs - Families with children Homelessness Needs - Veterans Homelessness Needs - Unaccompanied youth Non-Homeless Special Needs HOPWA Strategy Economic Development Market Analysis Anti-poverty Strategy
	<b>How was the Agency/Group/Organization consulted and what are the anticipated outcomes of the consultation or areas for improved coordination?</b>	
20	<b>Agency/Group/Organization</b>	Local Matters
	<b>Agency/Group/Organization Type</b>	Services-Health Regional organization

Demo

	<p><b>What section of the Plan was addressed by Consultation?</b></p>	<p>Housing Need Assessment  Lead-based Paint Strategy  Public Housing Needs  Homelessness Strategy  Homeless Needs - Chronically homeless  Homeless Needs - Families with children  Homelessness Needs - Veterans  Homelessness Needs - Unaccompanied youth  Non-Homeless Special Needs  HOPWA Strategy  Economic Development  Market Analysis  Anti-poverty Strategy</p>
	<p><b>How was the Agency/Group/Organization consulted and what are the anticipated outcomes of the consultation or areas for improved coordination?</b></p>	
<p>21</p>	<p><b>Agency/Group/Organization</b></p>	<p>ECONOMIC COMMUNITY DEVELOPMENT INSTITUTE</p>
	<p><b>Agency/Group/Organization Type</b></p>	<p>Services-Employment  Regional organization  Business Leaders  Business and Civic Leaders</p>
	<p><b>What section of the Plan was addressed by Consultation?</b></p>	<p>Housing Need Assessment  Lead-based Paint Strategy  Public Housing Needs  Homelessness Strategy  Homeless Needs - Chronically homeless  Homeless Needs - Families with children  Homelessness Needs - Veterans  Homelessness Needs - Unaccompanied youth  Non-Homeless Special Needs  HOPWA Strategy  Economic Development  Market Analysis  Anti-poverty Strategy</p>

	<b>How was the Agency/Group/Organization consulted and what are the anticipated outcomes of the consultation or areas for improved coordination?</b>	
22	<b>Agency/Group/Organization</b>	Heritage Ohio
	<b>Agency/Group/Organization Type</b>	Housing Planning organization
	<b>What section of the Plan was addressed by Consultation?</b>	Housing Need Assessment Lead-based Paint Strategy Public Housing Needs Homelessness Strategy Homeless Needs - Chronically homeless Homeless Needs - Families with children Homelessness Needs - Veterans Homelessness Needs - Unaccompanied youth Non-Homeless Special Needs HOPWA Strategy Economic Development Market Analysis Anti-poverty Strategy
	<b>How was the Agency/Group/Organization consulted and what are the anticipated outcomes of the consultation or areas for improved coordination?</b>	

**Identify any Agency Types not consulted and provide rationale for not consulting**

No agency types were specifically excluded from the consultation process.

**Other local/regional/state/federal planning efforts considered when preparing the Plan**

Name of Plan	Lead Organization	How do the goals of your Strategic Plan overlap with the goals of each plan?
Continuum of Care	Community Shelter Board	The goals of the Strategic Plan portion of the Consolidated Plan were developed in close coordination with those of the A Place to Call Home Plan, which is Columbus's Continuum of Care planning document. The A Place to Call Home Plan is made up of a comprehensive and interrelated set of strategies to decrease the number of people who experience homelessness. The Community Shelter Board works with the City and other partner agencies on four goals in the A Place to Call Home Plan: 1) access; 2) crisis response; 3) transition; and 4) advocacy.
Capital Improvement Program 2019-2024	City of Columbus	The Capital Improvement Program is the City's primary guide for its Capital Improvements Budget. The infrastructure funding priorities outlined in the CIP were accounted for in the development of Strategic Plan goals related to the improvement and maintenance of infrastructure and other community assets.
Joint Analysis of Impediments to Fair Housing	City of Columbus	The Analysis of Impediments (AI) to Fair Housing Choice outlines how the City of Columbus will take steps to affirmatively further fair housing. The purpose of these actions is to ensure housing choice for all residents of Columbus by eliminating housing discrimination on the basis of race, color, religion, sex, disability, familial status, national origin, sexual orientation, or gender identity.
PHA 5-Year and Annual Plan	Columbus Metropolitan Housing Authority (CMHA)	CMHA is the City of Columbus and Franklin County's Public Housing Authority. The City of Columbus reviewed CMHA's PHA 5-Year and Annual Plan when developing Strategic Goals related to public housing. The Strategic Plan specifies that the City of Columbus is committed to collaborating and cooperating with CMHA on the redevelopment of public housing sites and units as outlined in the PHA 5-Year Plan.
Age friendly Columbus Strategic Plan	Mid-Ohio Regional Planning Commission	The Age friendly Columbus plan looks at the community development needs of Central Ohio's 65 and older population. This plan identified 17 Strategies, and a need for more accessible affordable housing, accessible community space, and increased walk ability in central neighborhoods.

Name of Plan	Lead Organization	How do the goals of your Strategic Plan overlap with the goals of each plan?
Affordable Housing study	The Affordable Housing Alliance of Central Ohio	This plan looked at the characteristics of Central Ohio Families in need of affordable housing. In addition to looking at direct affordable housing needs, the plan also looks at greater community development issues that impact access to affordable housing, like Healthcare, Employment, education, supportive services, and sustainability.
Bench-marking Central Ohio	The Columbus Foundation	This plan compares the City of Columbus to comparable cities across the nation. This plan found that the City of Columbus is behind its peers on indicators such as entrepreneurship, small business firms/startups, transportation access, pre-k enrollment, and infant mortality.

**Table 3 – Other local / regional / federal planning efforts**

**Describe cooperation and coordination with other public entities, including the State and any adjacent units of general local government, in the implementation of the Consolidated Plan (91.215(I))**

The City of Columbus worked closely with Franklin County during the citizen participation and community engagement portions of the consolidated plan.

**Narrative (optional):**



**PR-15 Citizen Participation – 91.105, 91.115, 91.200(c) and 91.300(c)**

**1. Summary of citizen participation process/Efforts made to broaden citizen participation  
Summarize citizen participation process and how it impacted goal-setting**

The City and County both worked closely together during the citizen participation portion of the 2020-2024 Consolidated Plan. There were two non-targeted/broad community public meetings held on March 7th and April 11th, and one open-house style meeting held on May 1st at the Community Development for All People Free Store where paper community needs surveys were circulated for response. Running concurrently with these outreach efforts was an online survey that was circulated for over three months and received nearly 1,200 responses that identified community needs to help impact the City's goal setting priorities.

Demo

**Citizen Participation Outreach**

Demo

Sort Order	Mode of Outreach	Target of Outreach	Summary of response/attendance	Summary of comments received	Summary of comments not accepted and reasons	URL (if applicable)
------------	------------------	--------------------	--------------------------------	------------------------------	--	---------------------

Demo

1	Public Meeting	Non-targeted/broad community	<p>The first public meeting was held on March 7th at 2:30 PM at the Columbus Downtown Library. Outreach efforts were made to 344 individuals or agencies in the community via email, and a meeting notice was also circulated in the Columbus Dispatch and through the NextDoor app. Despite these efforts, only 5 agencies had representation at the meeting.</p>	<p>A question was posed concerning the limitations of the grant funding. The member of the audience asked if there is a Low-Mod census map available for the public to review. She had the understanding that the funds could not be utilized for new construction projects. Comments were made by one meeting attendee regarding Columbus' east side residential neighborhood. She said there are a lot of vacancies, there have been many demolitions of residential units, and there is a housing</p>		
---	----------------	------------------------------	--	--	--	--

Demo

				<p>affordability issue throughout the neighborhood. This resident is concerned about the chronic and family homeless populations. She suggested renovating vacant properties for lower income families to buy or rent instead of tearing them down. She also suggested financial literacy courses for lower income families. She said the County and City should take more holistic approaches to assisting the needs of low income households. A meeting attendee recommended large site housing development for</p>		
--	--	--	--	---	--	--

Demo

				<p>the adults with mental health needs and their parents. She described parents and children living as neighbors and she suggested 10 acres for about 600 families to live. A representative from the non-profit Local Matters explained that his organization provides supportive, multigenerational services focused around food. He noted a need for financial literacy and more financial support for families. He explained that there is a lack of affordable food access but there is also a lack of foods</p>		
--	--	--	--	---	--	--

Demo

				<p>of choice access. He explained how families who utilize food banks want other options and that one of the hardest barrier for food access is transportation. He mentioned the success found on the south side of Columbus with the new grocery store run by the non-profit Community Development for All People. It was discussed how this is needed in other locations throughout the County. Additionally, there are too few full service grocery stores located in urban areas. It was mentioned how with the loss of full</p>		
--	--	--	--	--	--	--

Demo

				service grocery stores in communities, residents also loose the other services like pharmacies and cash checking. The group discussed how some ethnic groceries have been experiencing success in local urban neighborhoods by offering new, innovative business models. The group discussed how the lack of community development corporations in Franklin County impact the ability to serve low income households. The group talked about Community Development for All People again		
--	--	--	--	---	--	--



Demo

Sort Order	Mode of Outreach	Target of Outreach	Summary of response/attendance	Summary of comments received	Summary of comments not accepted and reasons	URL (if applicable)
				<p>because that organization has been able to partner with Nationwide Children's Hospital to address many community issues on the south side, including some affordable housing needs.</p>		

Demo

Sort Order	Mode of Outreach	Target of Outreach	Summary of response/attendance	Summary of comments received	Summary of comments not accepted and reasons	URL (if applicable)
2	Public Meeting	Non-targeted/broad community	<p>The second public meeting was held on April 1st at 6 PM at the Northern Lights Library. Outreach efforts were made to 344 individuals or agencies in the community via email, and a meeting notice was also circulated in the Columbus Dispatch and through the NextDoor app. Despite these efforts, only 9 agencies had representation at the meeting.</p>			

Demo

Sort Order	Mode of Outreach	Target of Outreach	Summary of response/attendance	Summary of comments received	Summary of comments not accepted and reasons	URL (If applicable)
3	Internet Outreach	Minorities  Non-English Speaking - Specify other language: All  Persons with disabilities  Non-targeted/broad community  Residents of Public and Assisted Housing	A survey was created and sent out to the public a variety of ways during the early part of March. The survey was left open for response through the end of June. 1,171 responses were received, representing nearly all ZIP codes of the City and County.	See attached summary in appendices.		

Demo

Sort Order	Mode of Outreach	Target of Outreach	Summary of response/attendance	Summary of comments received	Summary of comments not accepted and reasons	URL (if applicable)
4	Public Meeting	Non-targeted/broad community	<p>The City and County attended a community meeting at the Community Development for All People Free Store on May 1st at 12 PM. The purpose of this meeting was to garner survey responses from low-income members of the community. During the course of the afternoon, approximately 100 individuals came and went in an "open house" type setting. The City and County were able to collect 23 survey responses as individuals came in to utilize the services of the food pantry pickup.</p>	See attached surveys in appendices.		

Demo

Sort Order	Mode of Outreach	Target of Outreach	Summary of response/attendance	Summary of comments received	Summary of comments not accepted and reasons	URL (if applicable)
5	Public Hearing	Non-targeted/broad community	Columbus City Council held a public hearing and passed the ordinance to submit the 2020-2024 Consolidated Plan on 11/27/2020. In advance of this regular Council Meeting, Finance Committee Chair Elizabeth Brown held a public hearing on 10/8/2019. No one from the public attended these meetings to comment on the Consolidated Plan or 2020 Action Plan.			

Table 4 – Citizen Participation Outreach

## Needs Assessment

### NA-05 Overview

#### Needs Assessment Overview

The following sections provide an overview of current needs in the City of Columbus, specifically as they relate to the areas of affordable housing, neighborhood revitalization, homelessness, and non-housing community development. Throughout this assessment, special attention is paid to the needs of LMI households, racial and ethnic minorities, and non-homeless special needs populations (e.g. persons with HIV/AIDS, disabilities, the elderly, refugees, etc.).

The findings from the Needs Assessment, along with those of the subsequent Market Analysis section, play a significant role in the Consolidated Planning process as they are used to set the Plan's goals and priorities, which will drive community outcomes from 2020 to 2024. The Needs Assessment and Market Analysis help identify both gaps and overlap in community development needs, and provide the City the necessary information to make investments that not only address the community's greatest needs, but also have the greatest impact.

The data used to determine the City's needs primarily come from the U.S. Census Bureau's American Community Survey (ACS) estimates, and also CHAS data, which is a subset of ACS data that breaks out Census data by HUD's unique income categories.

## NA-10 Housing Needs Assessment - 24 CFR 91.205 (a,b,c)

### Summary of Housing Needs

According to the 2011-2015 ACS 5-year estimates, the City of Columbus has a population of 824,665, which is an increase of 5% from the 787,033 residents indicated in the 2009 Decennial Census. The ACS data also estimate that the number of households in Columbus grew though not at the same rate, from 313,416 households in 2009 to 333,725 six years later.

As of 2015, the median household income in the City of Columbus is \$45,659, up 5% from 2009. Approximately 62% of households in Columbus earn less than 100% of the Area Median Income (AMI)\*. Households that have at least one elderly person age 75 or older were the household type with the greatest percentage of LMI households (77%), while small families (two persons) had the lowest percentage of LMI households (54%). (\*Note: throughout this report the term Area Median Income, or AMI, is used interchangeable with HUD Adjusted Area Median Family Income, or HAMFI)

According to the 2011-2015 CHAS data, the most common household type in the City of Columbus is the two-to-four-person small family. While small families have the largest share of households across all income categories, they are far more common among higher income households than in lower income households. Conversely, households with young children (age 6 and under) are more common among lower income households than in higher income households.

Beyond describing households by type, it is important to understand the condition of the housing being occupied in order to ensure safe and sanitary conditions are being met. Housing units that do not meet minimum safe and sanitary thresholds are categorized as having a “housing problem.” The consolidated planning guidelines define housing problems as one of four living conditions:

- Lacking complete plumbing (including hot and cold running water, a flush toilet, and a bathtub or shower)
- Lacking complete kitchen facilities (including a kitchen sink; a cooking stove, built-in burners, or a microwave oven; and a refrigerator)
- Overcrowding with more than 1.01 persons per room (not including bathrooms, porches, foyers, halls, or half-rooms)
- Spending more than 30% of household income on housing

Severe housing problems are a subset of the above conditions. The first two conditions (lacking complete plumbing or kitchen facilities) are considered to be severe enough as defined above. The second two are only considered severe if households experience:

- Overcrowding with more than 1.51 persons per room (not including bathrooms, porches, foyers, halls, or half-rooms)
- Spending more than 50% of household income on housing

Demo

According to the 2011-2015 CHAS data, the most common housing problem was cost burdened households (those spending more than 30% of household income on housing). At least 84% of LMI renters, and 94% of LMI homeowners with any housing problems described above, were housing cost burdened. Severe housing problems affected a slightly greater number of LMI rental households than LMI owner-occupied households. Further, among LMI rental households, severe housing problems were much more common among the City’s poorest rental households (those earning less than 50% AMI), than those earning 50% - 100% AMI.

Demographics	Base Year: 2009	Most Recent Year: 2015	% Change
Population	787,033	824,665	5%
Households	313,416	334,725	7%
Median Income	\$43,569.00	\$45,659.00	5%

**Table 5 - Housing Needs Assessment Demographics**

**Data Source:** 2005-2009 ACS (Base Year), 2011-2015 ACS (Most Recent Year)

**Number of Households Table**

	0-30% HAMFI	>30-50% HAMFI	>50-80% HAMFI	>80-100% HAMFI	>100% HAMFI
Total Households	62,175	43,545	65,620	36,250	127,145
Small Family Households	19,349	14,755	22,735	13,285	60,230
Large Family Households	5,400	3,244	4,780	2,118	6,325
Household contains at least one person 62-74 years of age	8,325	6,810	9,525	5,600	18,720
Household contains at least one person age 75 or older	4,550	5,365	5,619	2,310	5,320
Households with one or more children 6 years old or younger	13,580	8,760	10,480	5,199	14,465

**Table 6 - Total Households Table**

**Data Source:** 2011-2015 CHAS



**Housing Needs Summary Tables**

1. Housing Problems (Households with one of the listed needs)

	Renter					Owner				
	0-30% AMI	>30-50% AMI	>50-80% AMI	>80-100% AMI	Total	0-30% AMI	>30-50% AMI	>50-80% AMI	>80-100% AMI	Total
<b>NUMBER OF HOUSEHOLDS</b>										
Substandard Housing - Lacking complete plumbing or kitchen facilities	1,245	600	455	115	2,415	255	105	75	40	475
Severely Overcrowded - With >1.51 people per room (and complete kitchen and plumbing)	575	265	365	110	1,315	4	45	75	25	149
Overcrowded - With 1.01-1.5 people per room (and none of the above problems)	2,230	1,260	1,065	385	4,940	165	115	280	155	715
Housing cost burden greater than 50% of income (and none of the above problems)	31,505	6,115	1,075	130	38,825	6,120	3,895	2,435	185	12,635

Demo

	Renter					Owner				
	0-30% AMI	>30-50% AMI	>50-80% AMI	>80-100% AMI	Total	0-30% AMI	>30-50% AMI	>50-80% AMI	>80-100% AMI	Total
Housing cost burden greater than 30% of income (and none of the above problems)	5,580	16,685	11,635	1,220	35,120	1,850	4,040	9,320	3,765	18,975
Zero/negative Income (and none of the above problems)	5,465	0	0	0	5,465	855	0	0	0	855

**Table 7 – Housing Problems Table**

Data 2011-2015 CHAS  
Source:

2. Housing Problems 2 (Households with one or more Severe Housing Problems: Lacks kitchen or complete plumbing, severe overcrowding, severe cost burden)

	Renter					Owner				
	0-30% AMI	>30-50% AMI	>50-80% AMI	>80-100% AMI	Total	0-30% AMI	>30-50% AMI	>50-80% AMI	>80-100% AMI	Total
<b>NUMBER OF HOUSEHOLDS</b>										
Having 1 or more of four housing problems	35,555	8,240	2,955	745	47,495	6,550	4,165	2,865	405	13,985
Having none of four housing problems	10,670	22,500	36,385	18,010	87,565	3,080	8,645	23,410	17,090	52,225

Demo

	Renter					Owner				
	0-30% AMI	>30-50% AMI	>50-80% AMI	>80-100% AMI	Total	0-30% AMI	>30-50% AMI	>50-80% AMI	>80-100% AMI	Total
Household has negative income, but none of the other housing problems	5,465	0	0	0	5,465	855	0	0	0	855

Table 8 – Housing Problems 2

Data 2011-2015 CHAS  
Source:

3. Cost Burden > 30%

	Renter				Owner			
	0-30% AMI	>30-50% AMI	>50-80% AMI	Total	0-30% AMI	>30-50% AMI	>50-80% AMI	Total
NUMBER OF HOUSEHOLDS								
Small Related	14,154	9,210	3,845	27,209	2,070	2,345	4,300	8,715
Large Related	3,890	1,450	495	5,835	505	840	785	2,130
Elderly	5,270	3,180	1,940	10,390	3,529	3,160	2,850	9,539
Other	17,015	10,200	6,715	33,930	2,174	1,740	3,915	7,829
Total need by income	40,329	24,040	12,995	77,364	8,278	8,085	11,850	28,213

Table 9 – Cost Burden > 30%

Data 2011-2015 CHAS  
Source:

4. Cost Burden > 50%

	Renter				Owner			
	0-30% AMI	>30-50% AMI	>50-80% AMI	Total	0-30% AMI	>30-50% AMI	>50-80% AMI	Total
NUMBER OF HOUSEHOLDS								
Small Related	11,964	1,625	245	13,834	1,780	1,070	905	3,755
Large Related	2,955	290	0	3,245	450	350	65	865

Demo

	Renter				Owner			
	0-30% AMI	>30-50% AMI	>50-80% AMI	Total	0-30% AMI	>30-50% AMI	>50-80% AMI	Total
Elderly	3,820	1,300	375	5,495	2,365	1,400	645	4,410
Other	15,085	3,190	525	18,800	1,764	1,090	850	3,704
Total need by income	33,824	6,405	1,145	41,374	6,359	3,910	2,465	12,734

Table 10 – Cost Burden > 50%

Data 2011-2015 CHAS  
Source:

5. Crowding (More than one person per room)

	Renter					Owner				
	0-30% AMI	>30-50% AMI	>50-80% AMI	>80-100% AMI	Total	0-30% AMI	>30-50% AMI	>50-80% AMI	>80-100% AMI	Total
NUMBER OF HOUSEHOLDS										
Single family households	2,525	1,365	1,115	425	5,430	119	100	275	95	589
Multiple, unrelated family households	250	150	265	44	709	50	55	55	55	215
Other, non-family households	85	95	60	25	265	4	0	25	30	59
Total need by income	2,860	1,610	1,440	494	6,404	173	155	355	180	863

Table 11 – Crowding Information – 1/2

Data 2011-2015 CHAS  
Source:

	Renter				Owner			
	0-30% AMI	>30-50% AMI	>50-80% AMI	Total	0-30% AMI	>30-50% AMI	>50-80% AMI	Total
Households with Children Present	0	0	0	0	0	0	0	0

Table 12 – Crowding Information – 2/2

Data Source  
Comments: Data for this table was not available due to an error with the auto-population of data in IDIS.

**Describe the number and type of single person households in need of housing assistance.**

According to the Community Shelter Board's 2018 Point-in-Time Count, there were a total of 1,807 total homeless individuals, a 6.9% increase from the previous year. 84.1% of these individuals were sheltered and the remaining were unsheltered. The majority of these sheltered individuals are male (67%). Approximately 45% of CMHA's client base (6,356 persons) are single-person households.

**Estimate the number and type of families in need of housing assistance who are disabled or victims of domestic violence, dating violence, sexual assault and stalking.**

Nearly half (48%) of the homeless population in Columbus has some sort of physical or mental disability, and approximately 51% of CMHA's households are headed by a disabled person.

**What are the most common housing problems?**

Housing cost burden is by far the most common problem among both owner and renter households living below area median income (AMI), regardless of the income level. At least 84% of renters and 94% of homeowners with any housing problems living below 100% of AMI spend more than 30% of their income on housing. After cost burden, overcrowding is the second biggest housing problem; at least 7% of LMI renters and 2% of LMI homeowners that have one of the four housing problems, living below 100% of AMI, experienced overcrowding issues.

**Are any populations/household types more affected than others by these problems?**

A greater percentage of renter households than owner-occupied households are severely cost burdened. The City's poorest households, regardless of whether renter or owner-occupied, are more affected by severe cost burden than other LMI households. Of the 41,374 renter occupied households that were severely cost burdened, 82% earned less than 30% AMI. In terms of owner-occupied housing, 81% of all severely cost burdened households earned less than 50% AMI. Lastly, as stated in the introduction, households that have at least one elderly person age 75 or older have the greatest percentage of LMI households of all types analyzed above.

Single-family households are much more affected by overcrowding than other family household types, regardless of housing tenure. Of the 6,404 renter-occupied households that were overcrowded, 85% were single-family households, while 68% of overcrowded owner-occupied households were single-family households.

**Describe the characteristics and needs of Low-income individuals and families with children (especially extremely low-income) who are currently housed but are at imminent risk of either residing in shelters or becoming unsheltered 91.205(c)/91.305(c)). Also discuss the needs of formerly homeless families and individuals who are receiving rapid re-housing assistance and are nearing the termination of that assistance**

A highly predictive risk factor for homelessness is previous experience of homelessness and living doubled-up.

Somewhat predictive risks of homelessness for both those that are at imminent risk of homelessness and those that are receiving rapid re-housing services are: 1) Being pregnant; 2) Having a young child; 3) Head of household younger than 24 years old; 4) Overall house cost burden; 5) History of child protective service involvement; 6) Frequent moves (4+); 7) Not holding a lease; 8) Childhood adversity or disruptions. In addition, there are “shocks” that can move a family into homelessness, like birth of a child (health shock); relationship shocks (fight with a spouse/partner) and income shocks (loss of employment).

Studies show that the most successful intervention that formerly homeless families receiving rapid re-housing assistance can have is priority access to deep long-term housing subsidies. Deep subsidies reduce by more than one-half most forms of residential instability, improve multiple measures of adult and child well-being, and reduce food insecurity.

**If a jurisdiction provides estimates of the at-risk population(s), it should also include a description of the operational definition of the at-risk group and the methodology used to generate the estimates:**

Aside from identifying the number of rental and owner-occupied households that are facing extreme financial hardships (earning less than 30% AMI and are spending more than 50% of their household income on housing cost, making them severely cost burdened), the City of Columbus does not define or provide estimates for at-risk populations. According to 2011-2015 CHAS data, there were 33,824 rental and 6,359 owner households experiencing extreme financial hardship as described above.

**Specify particular housing characteristics that have been linked with instability and an increased risk of homelessness**

Per the U.S. Department of Health and Human Services Office of Disease Prevention and Health Promotion, due to a limited rental market with few affordable vacancies, people with the lowest incomes may be forced to rent substandard housing that exposes them to health and safety risks such as vermin, mold, water leaks, and inadequate heating or cooling systems. They may also be forced to move in with others, potentially resulting in overcrowding. Overcrowding may affect mental health, stress levels, relationships, and sleep, and it may increase the risk of infectious disease. Housing costs that are more than a household can reasonably afford can lead to foreclosure or eviction. Forced moves may also happen if a landlord is in foreclosure or the property is deemed unsafe for living. Evictions that go through the court system result in a permanent record, which can cause potential landlords to refuse to rent to evictees in the future. Research has shown that renters who are forced to move are more likely to relocate to poorer and higher-crime neighborhoods compared to those who move voluntarily. Evictions may be especially traumatizing to residents due to short relocation notices.

## Demo

All the factors above noted by the Office of Disease Prevention and Health Promotion impact housing instability and increase the risk of homelessness for single adults and families.

### **Discussion**

See above responses.

## NA-15 Disproportionately Greater Need: Housing Problems – 91.205 (b)(2)

Assess the need of any racial or ethnic group that has disproportionately greater need in comparison to the needs of that category of need as a whole.

### Introduction

As discussed above, the consolidated planning guidelines define housing problems as one of four living conditions:

- Lacking complete plumbing (including hot and cold running water, a flush toilet, and a bathtub or shower)
- Lacking complete kitchen facilities (including a kitchen sink; a cooking stove, built-in burners, or a microwave oven; and a refrigerator)
- Overcrowding with more than 1.01 persons per room (not including bathrooms, porches, foyers, halls, or half-rooms)
- Spending more than 30% of household income on housing

Racial and ethnic groups at specific income levels are considered to have disproportionately greater housing needs than the rest of the community if a substantially larger share (a difference of 10 percentage points or more) of the householders belonging to that group experiences one or more of the four problems than does the “jurisdiction as a whole” at that income level. For example, the table below shows that 80% of all households in the “jurisdiction as a whole” that earn less than 30% AMI had one or more housing problems; however, the table also shows that 87% of Hispanic households (earning less than 30% AMI) had one or more housing problems, which means Hispanic households are 7 percentage points higher than the jurisdiction as a whole. In this example, the percentage of Hispanic households that had one or more housing problems was not 10 percentage points greater than the jurisdiction as a whole, so Hispanic households that earn less than 30% AMI are not deemed to have a disproportionately greater need than the greater population.

### 0%-30% of Area Median Income

Housing Problems	Has one or more of four housing problems	Has none of the four housing problems	Household has no/negative income, but none of the other housing problems
Jurisdiction as a whole	49,540	6,315	6,320
White	22,750	2,715	2,265
Black / African American	20,435	3,035	2,885
Asian	1,710	60	695
American Indian, Alaska Native	254	35	14
Pacific Islander	15	0	0



Demo

Housing Problems	Has one or more of four housing problems	Has none of the four housing problems	Household has no/negative income, but none of the other housing problems
Hispanic	2,605	165	230

**Table 13 - Disproportionally Greater Need 0 - 30% AMI**

Data 2011-2015 CHAS  
Source:

\*The four housing problems are:

1. Lacks complete kitchen facilities,
2. Lacks complete plumbing facilities,
3. More than one person per room,
4. Cost Burden greater than 30%

**30%-50% of Area Median Income**

Housing Problems	Has one or more of four housing problems	Has none of the four housing problems	Household has no/negative income, but none of the other housing problems
Jurisdiction as a whole	33,120	10,420	0
White	17,630	6,135	0
Black / African American	10,970	3,020	0
Asian	1,155	320	0
American Indian, Alaska Native	90	54	0
Pacific Islander	45	0	0
Hispanic	2,090	570	0

**Table 14 - Disproportionally Greater Need 30 - 50% AMI**

Data 2011-2015 CHAS  
Source:

\*The four housing problems are:

1. Lacks complete kitchen facilities,
2. Lacks complete plumbing facilities,
3. More than one person per room,
4. Cost Burden greater than 30%

**50%-80% of Area Median Income**

Housing Problems	Has one or more of four housing problems	Has none of the four housing problems	Household has no/negative income, but none of the other housing problems
Jurisdiction as a whole	26,780	38,835	0
White	16,595	22,645	0

Demo

Housing Problems	Has one or more of four housing problems	Has none of the four housing problems	Household has no/negative income, but none of the other housing problems
Black / African American	6,800	11,760	0
Asian	950	1,250	0
American Indian, Alaska Native	20	20	0
Pacific Islander	0	0	0
Hispanic	1,615	2,030	0

**Table 15 - Disproportionally Greater Need 50 - 80% AMI**

Data 2011-2015 CHAS  
Source:

\*The four housing problems are:

1. Lacks complete kitchen facilities,
2. Lacks complete plumbing facilities,
3. More than one person per room,
4. Cost Burden greater than 30%

**80%-100% of Area Median Income**

Housing Problems	Has one or more of four housing problems	Has none of the four housing problems	Household has no/negative income, but none of the other housing problems
Jurisdiction as a whole	6,135	30,114	0
White	4,270	20,434	0
Black / African American	1,185	7,055	0
Asian	160	979	0
American Indian, Alaska Native	30	40	0
Pacific Islander	0	0	0
Hispanic	210	805	0

**Table 16 - Disproportionally Greater Need 80 - 100% AMI**

Data 2011-2015 CHAS  
Source:

\*The four housing problems are:

1. Lacks complete kitchen facilities,
2. Lacks complete plumbing facilities,
3. More than one person per room,
4. Cost Burden greater than 30%

**Discussion**

Using the methodology described, Pacific Islander households earning less than 30% AMI had one or more housing problems 20 percentage points higher than the jurisdiction as a whole. Pacific Islander households earning between 30-50% AMI also had one or more housing problems 24 percentage points higher than the jurisdiction as a whole. American Indian/Alaskan Native households earning between

## Demo

80-100% AMI had one or more housing problems 26 percentage points higher than the jurisdiction as a whole.

Pacific Islander households within the extremely-low and low-income bands and American Indian/Alaskan Native households within the moderate-income bands experience a disproportionately greater need than that of the greater population.

## NA-20 Disproportionately Greater Need: Severe Housing Problems – 91.205 (b)(2)

Assess the need of any racial or ethnic group that has disproportionately greater need in comparison to the needs of that category of need as a whole.

### Introduction

As mentioned above, severe housing problems are a subset of the four general conditions outlined in the consolidated planning guidelines. The first two conditions (lacking complete plumbing or kitchen facilities) are considered to be severe enough. The second two are only considered severe if households experience:

- Overcrowding with more than 1.51 persons per room (not including bathrooms, porches, foyers, halls, or half-rooms)
- Spending more than 50% of household income on housing

Racial and ethnic groups at specific income levels are considered to have disproportionately greater housing needs than the rest of the community if a substantially larger share (a difference of 10 percentage points or more) of the householders belonging to that group experiences one or more of the four problems than does the total universe of households at that income level.

### 0%-30% of Area Median Income

Severe Housing Problems*	Has one or more of four housing problems	Has none of the four housing problems	Household has no/negative income, but none of the other housing problems
Jurisdiction as a whole	42,105	13,750	6,320
White	19,525	5,945	2,265
Black / African American	17,100	6,370	2,885
Asian	1,489	274	695
American Indian, Alaska Native	220	74	14
Pacific Islander	15	0	0
Hispanic	2,210	560	230

Table 17 – Severe Housing Problems 0 - 30% AMI

Data Source: 2011-2015 CHAS

\*The four severe housing problems are:

1. Lacks complete kitchen facilities,
2. Lacks complete plumbing facilities,
3. More than 1.5 persons per room,
4. Cost Burden over 50%

**30%-50% of Area Median Income**

<b>Severe Housing Problems*</b>	<b>Has one or more of four housing problems</b>	<b>Has none of the four housing problems</b>	<b>Household has no/negative income, but none of the other housing problems</b>
Jurisdiction as a whole	12,405	31,145	0
White	7,010	16,755	0
Black / African American	3,770	10,225	0
Asian	525	950	0
American Indian, Alaska Native	50	94	0
Pacific Islander	45	0	0
Hispanic	675	1,985	0

**Table 18 – Severe Housing Problems 30 - 50% AMI**

Data 2011-2015 CHAS  
Source:

\*The four severe housing problems are:

1. Lacks complete kitchen facilities, 2. Lacks complete plumbing facilities, 3. More than 1.5 persons per room, 4. Cost Burden over 50%

**50%-80% of Area Median Income**

<b>Severe Housing Problems*</b>	<b>Has one or more of four housing problems</b>	<b>Has none of the four housing problems</b>	<b>Household has no/negative income, but none of the other housing problems</b>
Jurisdiction as a whole	5,820	59,795	0
White	3,390	35,845	0
Black / African American	1,395	17,160	0
Asian	310	1,889	0
American Indian, Alaska Native	0	40	0
Pacific Islander	0	0	0
Hispanic	590	3,050	0

**Table 19 – Severe Housing Problems 50 - 80% AMI**

Data 2011-2015 CHAS  
Source:

\*The four severe housing problems are:

1. Lacks complete kitchen facilities, 2. Lacks complete plumbing facilities, 3. More than 1.5 persons per room, 4. Cost Burden over 50%

**80%-100% of Area Median Income**

<b>Severe Housing Problems*</b>	<b>Has one or more of four housing problems</b>	<b>Has none of the four housing problems</b>	<b>Household has no/negative income, but none of the other housing problems</b>
Jurisdiction as a whole	1,150	35,100	0
White	800	23,915	0
Black / African American	180	8,060	0
Asian	55	1,084	0
American Indian, Alaska Native	0	70	0
Pacific Islander	0	0	0
Hispanic	100	920	0

**Table 20 – Severe Housing Problems 80 - 100% AMI**

Data 2011-2015 CHAS  
Source:

\*The four severe housing problems are:

1. Lacks complete kitchen facilities,
2. Lacks complete plumbing facilities,
3. More than 1.5 persons per room,
4. Cost Burden over 50%

**Discussion**

Based on the 2011-2015 CHAS data, the only race experiencing severe housing problems at a rate at least 10 percentage points higher than the overall rate for that income level is that of Pacific Islander households earning between 0-50% AMI.

## NA-25 Disproportionately Greater Need: Housing Cost Burdens – 91.205 (b)(2)

Assess the need of any racial or ethnic group that has disproportionately greater need in comparison to the needs of that category of need as a whole.

### Introduction:

Cost burden is by far the most common housing problem. Racial and ethnic groups at specific income levels are considered to have disproportionately greater housing cost burden than the rest of the community if a substantially larger share (a difference of 10 percentage points or more) of the households belonging to that group experiences one or more of the four problems than does the total number of households at that income level.

### Housing Cost Burden

Housing Cost Burden	<=30%	30-50%	>50%	No / negative income (not computed)
Jurisdiction as a whole	213,090	60,140	54,760	6,750
White	146,415	33,980	28,120	2,395
Black / African American	45,170	18,690	19,855	3,170
Asian	8,970	1,900	2,065	715
American Indian, Alaska Native	330	130	270	14
Pacific Islander	90	0	60	0
Hispanic	7,164	3,385	2,425	230

**Table 21 – Greater Need: Housing Cost Burdens AMI**

Data 2011-2015 CHAS  
Source:

### Discussion:

Based on the 2011-2015 CHAS data, Black and Hispanic households are disproportionately cost burdened. Additionally, both American Indian/Alaska Native and Pacific Islander were disproportionately cost burdened, however their small population number may be more affected by the margin of error, which makes the finding less reliable than that of Black and Hispanic or Latino households.

### **NA-30 Disproportionately Greater Need: Discussion – 91.205(b)(2)**

**Are there any income categories in which a racial or ethnic group has disproportionately greater need than the needs of that income category as a whole?**

Based on the 2011-2015 CHAS data, the only racial or ethnic groups to experience disproportionately greater housing needs are Black and Hispanic households as both groups are disproportionately cost burdened.

**If they have needs not identified above, what are those needs?**

Some non-native speaking Hispanic or Latino households, and Black refugee households, may have a need for language services, such as English as a Second Language (ESL) programs.

**Are any of those racial or ethnic groups located in specific areas or neighborhoods in your community?**

There is a high concentration of Black or African American households on the east side of Columbus; more specifically, the area that is east of Interstate-71, south of Morse Road, and west of Interstate-270. This encompasses neighborhoods such as, Southside, Eastland, Olde Towne East, King-Lincoln/Bronzeville, South Linden, North Linden, and Northland. In addition to Black or African American households, a high concentration of Hispanic or Latino households is located in the Westland and Northland areas of Columbus.



**NA-35 Public Housing – 91.205(b)**

**Introduction**

CMHA is the Public Housing Agency responsible for the ownership and management of public housing property in Franklin County. According to CMHA there are 696 public housing units and 13,585 Section 8 subsidized housing vouchers in use. These numbers differ than those prepopulating from HUD data in this plan. There are nearly 30,000 individuals on the waiting list, in addition to others who have applied who have not yet been placed on the waiting list.

**Totals in Use**

	Program Type								
	Certificate	Mod-Rehab	Public Housing	Vouchers			Special Purpose Voucher		
				Total	Project - based	Tenant - based	Veterans Affairs Supportive Housing	Family Unification Program	Disabled *
# of units vouchers in use	0	0	2,080	12,382	1,294	10,823	90	0	68

**Table 22 - Public Housing by Program Type**

**\*includes Non-Elderly Disabled, Mainstream One-Year, Mainstream Five-year, and Nursing Home Transition**

**Data Source:** PIC (PIH Information Center)

**Characteristics of Residents**

	Program Type							
	Certificate	Mod-Rehab	Public Housing	Vouchers			Special Purpose Voucher	
				Total	Project - based	Tenant - based	Veterans Affairs Supportive Housing	Family Unification Program
Average Annual Income	0	0	8,753	10,189	8,448	10,327	7,585	0
Average length of stay	0	0	4	4	2	4	0	0
Average Household size	0	0	2	2	1	2	1	0
# Homeless at admission	0	0	17	31	20	11	0	0
# of Elderly Program Participants (>62)	0	0	489	1,681	371	1,286	3	0
# of Disabled Families	0	0	360	3,498	572	2,793	43	0
# of Families requesting accessibility features	0	0	2,080	12,382	1,294	10,823	90	0
# of HIV/AIDS program participants	0	0	0	0	0	0	0	0
# of DV victims	0	0	0	0	0	0	0	0

**Table 23 – Characteristics of Public Housing Residents by Program Type**

**Data Source:** PIC (PIH Information Center)

**Race of Residents**

Race	Certificate	Mod-Rehab	Public Housing	Program Type					
				Vouchers			Special Purpose Voucher		
				Total	Project - based	Tenant - based	Veterans Affairs Supportive Housing	Family Unification Program	Disabled *
White	0	0	247	2,538	554	1,899	40	0	24
Black/African American	0	0	1,800	9,718	718	8,823	48	0	44
Asian	0	0	15	80	11	67	1	0	0
American Indian/Alaska Native	0	0	3	27	6	20	1	0	0
Pacific Islander	0	0	15	19	5	14	0	0	0
Other	0	0	0	0	0	0	0	0	0

**\*includes Non-Elderly Disabled, Mainstream One-Year, Mainstream Five-year, and Nursing Home Transition**

**Table 24 – Race of Public Housing Residents by Program Type**

Data Source: PIC (PIH Information Center)

**Ethnicity of Residents**

Ethnicity	Certificate	Mod-Rehab	Public Housing	Program Type					
				Vouchers			Special Purpose Voucher		
				Total	Project - based	Tenant - based	Veterans Affairs Supportive Housing	Family Unification Program	Disabled *
Hispanic	0	0	21	118	14	103	0	0	0
Not Hispanic	0	0	2,059	12,264	1,280	10,720	90	0	68

**\*includes Non-Elderly Disabled, Mainstream One-Year, Mainstream Five-year, and Nursing Home Transition**

**Table 25 – Ethnicity of Public Housing Residents by Program Type**

Demo

**Data Source:** PIC (PIH Information Center)

**Section 504 Needs Assessment: Describe the needs of public housing tenants and applicants on the waiting list for accessible units:**

Of the 29,731 Households currently on the HCV waitlist, 8,139 (27%) self-identify as “Disabled”.

**Most immediate needs of residents of Public Housing and Housing Choice voucher holders**

The HCV waitlist currently has 29,731 Households. Across 28 public housing properties combined, CMHA has 4,892 Households on the waitlist.

Of the 29,731 households on HCV’s waitlist, 21,934 (74%) self-identify as single person households. 2,769 (9%) identify as having an elderly (over 62) head of household. It should be noted that all waitlist information on households is self-report and has not been verified.

When a household enters the waiting list for HCV, they self-report on certain demographics and personal information utilized for scoring when pulled from the list. CMHA is not fully aware of the needs of the household other than housing assistance. All public housing sites are operated by a property manager. Information on waitlists are kept by each respective property management company.

**How do these needs compare to the housing needs of the population at large**

CMHA is only aware of the housing needs in Franklin County and does not have information on additional needs for residents on the waiting list.

**Discussion**

See above responses.

## NA-40 Homeless Needs Assessment – 91.205(c)

### Introduction:

According to data from CSB, emergency shelters for families are currently operating at over-capacity on any given night. The following tables describe the nature and extent of homelessness in Franklin County.

### Homeless Needs Assessment

Population	Estimate the # of persons experiencing homelessness on a given night		Estimate the # experiencing homelessness each year	Estimate the # becoming homeless each year	Estimate the # exiting homelessness each year	Estimate the # of days persons experience homelessness
	Sheltered	Unsheltered				
Persons in Households with Adult(s) and Child(ren)	14	543	3,306	1,989	1,317	60
Persons in Households with Only Children	1	8	94	57	37	9
Persons in Households with Only Adults	367	974	6,045	3,637	2,408	60
Chronically Homeless Individuals	73	24	0	0	0	0
Chronically Homeless Families	0	0	0	0	0	0
Veterans	16	76	0	0	0	0
Unaccompanied Child	67	91	0	0	0	0
Persons with HIV	3	6	0	0	0	0

Table 26 - Homeless Needs Assessment

**Data Source Comments:** HMIS data and unsheltered data collected during the 2019 Point in Time (PIT) count. HUD's system performance measures report was used for the annual counts.

Demo

Indicate if the homeless population is:      Has No Rural Homeless

**If data is not available for the categories "number of persons becoming and exiting homelessness each year," and "number of days that persons experience homelessness," describe these categories for each homeless population type (including chronically homeless individuals and families, families with children, veterans and their families, and unaccompanied youth):**

Figures for "number of persons becoming and exiting homelessness each year," and "number of days that persons experience homelessness" were provided for broad categories, but is not tracked for the more detailed subcategories.

**Nature and Extent of Homelessness: (Optional)**

<b>Race:</b>	<b>Sheltered:</b>	<b>Unsheltered (optional)</b>
White	2,550	246
Black or African American	6,328	300
Asian	0	0
American Indian or Alaska Native	0	0
Pacific Islander	0	0
<b>Ethnicity:</b>	<b>Sheltered:</b>	<b>Unsheltered (optional)</b>
Hispanic	378	18
Not Hispanic	9,067	582

**Data Source**

**Comments:**

HMIS data and unsheltered data collected during the 2019 Point in Time (PIT) count.

**Estimate the number and type of families in need of housing assistance for families with children and the families of veterans.**

The Community Shelter Board (CSB) is estimating an annual demand of 118 Permanent Supportive Housing (PSH) units for families with children. The current gap is 91 units. CSB estimates an annual demand of 778 Rapid Rehousing (RRH) units for families with children. The current cap is 281 units. Veteran family need is noted in the above table, and there is no current housing gap.

**Describe the Nature and Extent of Homelessness by Racial and Ethnic Group.**

African Americans are overrepresented in the homeless population. CSB carefully watches housing placements by race and there is not a racial disparity in housing. In fact, the rate of African Americans housed is higher than their representation in the homeless population. CSB does not identify an overrepresentation of any ethnic group.

**Describe the Nature and Extent of Unsheltered and Sheltered Homelessness.**

The 2019 Point in Time (PIT) count shows an increase in the number of sheltered and unsheltered counts. However, the annual count of individuals experiencing homelessness shows a decrease, coupled with an increase in the time individuals experience homelessness. A couple of things impacting these numbers. Columbus and Franklin County are experiencing an affordable housing crisis. Individuals and families are stuck in shelter as they are not able to find affordable housing to move into. The demand for shelter beds is capped, for single adults, to the capacity CSB has, thus overall use shows a decrease in the annual number of individuals served. On the other hand, Columbus and Franklin County have a growing community with more people moving into the area every day. The people moving here tend to



be poor people, thus the likelihood of them experiencing homelessness is higher. This explains the increase in the Point in Time (PIT) count numbers for 2019. However, the point in time count is not a fully reliable measure of homelessness in a community since it tracks the counts for only one day of the year.

**Discussion:**

See above responses.

## NA-45 Non-Homeless Special Needs Assessment - 91.205 (b,d)

### Introduction:

Beyond the housing needs of LMI families, the homeless and formerly homeless population, and public housing residents, there are several specific groups in the community with special supportive housing needs. These populations include: the elderly, persons with disabilities, persons living with HIV or AIDS, and victims of domestic violence.

### HOPWA

<b>Current HOPWA formula use:</b>	
Cumulative cases of AIDS reported	4,531
Area incidence of AIDS	108
Rate per population	6
Number of new cases prior year (3 years of data)	326
Rate per population (3 years of data)	6
<b>Current HIV surveillance data:</b>	
Number of Persons living with HIV (PLWH)	5,766
Area Prevalence (PLWH per population)	286
Number of new HIV cases reported last year	259

**Table 27 – HOPWA Data**

**Data Source Comments:** Ohio Department of Health, HIV/AIDS Surveillance Program. Data reported through June 30, 2018.

### HIV Housing Need (HOPWA Grantees Only)

<b>Type of HOPWA Assistance</b>	<b>Estimates of Unmet Need</b>
Tenant based rental assistance	0
Short-term Rent, Mortgage, and Utility	0
Facility Based Housing (Permanent, short-term or transitional)	0

**Table 28 – HIV Housing Need**

**Data Source:** HOPWA CAPER and HOPWA Beneficiary Verification Worksheet

### Describe the characteristics of special needs populations in your community:

#### Persons with HIV/AIDS

Populations with special needs are described as any special population that needs support to maintain housing and without support would suffer a decreased quality of life or risk for homelessness. This is a

broad description that encompasses persons with developmental disabilities, addiction, the chronically homeless or persons living with HIV/AIDS.

Persons with HIV/AIDS continue to report significant experience with stereotypes and stigmas resulting in fear and discrimination. Challenges created by this behavior include barriers to securing and maintaining housing. Persons with HIV/AIDS typically have difficulty maintaining full time employment resulting in low-income. Chronic health issues impact their ability to maintain job stability and results in poor credit and rental history.

Based on the 2017 HIV Surveillance Report from the Ohio Department of Health, as of June 30, 2018, there are 5,766 people in the Columbus metropolitan statistical area living with diagnosed human immunodeficiency virus (HIV) infection. This includes 2,642 people living with diagnosed stage-3 HIV infection, also known as acquired immunodeficiency syndrome (AIDS).

### **People with Disabilities**

In Columbus, an estimated 93,418 persons 5-years-old or older have a disability, representing 12.7% of this share of the total population. With a disabled population of 44,131 residents comprising 11.2% of the population, Franklin County's disability rate is proportionally lower. In both the city and county, people aged 18-64 have both the largest number of people with disabilities and the highest disability rate at 7.9% and 5.5%, respectively. Rates for other age groups are significantly lower; in Columbus, the rate for those over 65 is less than half, at 3.6%, and the rate for ages 55-17 is just 1.2%. These rates of disability all track relatively closely with those of the county and region.

### **Age**

The age distribution of Columbus residents skews young. The largest segment of the population (68%) is between the ages of 18 and 64. However, the population under the age of 18 (23%) is significantly larger than the population that is 65 and over (9%). This distribution has been fairly consistent since 1990, and in contrast to many parts of the country where the population is aging, the share of the population that is 65 and over has decreased slightly, from 9.3% in 1990 to 9.1% currently. The distribution is similar in Franklin County outside of Columbus, though the 18-64 year old group is slightly smaller (63%) and the under 18 (26%) and 65+ (11%) groups are slightly larger.

### **Victims of Domestic Violence**

Franklin County's only shelter for victims of intimate partner violence is CHOICES, run by Lutheran Social Services. According to their data, more than 50,000 women in Franklin County are physically or sexually assaulted by a current or former intimate partner each year. One third of women in Franklin County will experience IPV at some point in their lifetime. Survivors of IPV are often deprived of both psychological

and economic empowerment. Their history of violence and control means it can be difficult to find and maintain housing and jobs, and they may not be accustomed to living independently.

## **What are the housing and supportive service needs of these populations and how are these needs determined?**

### **Persons with HIV/AIDS**

The Housing and Supportive service needs of Persons living with HIV/AIDs are determined by the Columbus Public Health Department.

### **Persons with Disabilities**

A search using HUD's Affordable Apartment Search Tool was conducted to identify affordable rental properties in Franklin County designed to serve people with disabilities. The search returned 32 results; all but two had Columbus addresses, with the remaining two in Grove City and Hilliard. Only one of the listed properties offered units with more than one bedroom. A similar point-in-time search on apartmentguide.com for apartments with accessibility features currently for rent in the Columbus area returned 168 results, 14% of all available units on the site (1,200). Of the 168 total available accessible units only 51 were priced at \$900 or less per month, and only one advertised rent at less than \$500 per month. Based on a standard Supplemental Security Income (SSI) payment of \$750 per month (equating to an affordable rent of \$225 or less), it is highly likely that people with disabilities who are unable to work and rely on SSI as their sole source of income, face substantial cost burdens and difficulty locating affordable housing. Publicly supported housing is often a key source of accessible and affordable housing for people with disabilities in Columbus. Additional information is available in the city's Analysis of Impediments.

### **Age**

Place holder for Age friendly Columbus info

### **Victims of Domestic Violence**

According to CHOICES' 2019 community analysis "shelter and housing" was the need third-most often identified as a critical need in Central Ohio, followed immediately by the need for money, financial literacy, and material things like clothes. Survivors shared their challenges in this arena including a lack of credit history or poor credit, a lack of rental history and references, and a history of evictions which may make landlords hesitant to rent to them. Additionally, getting away from the area in which they previously resided can be crucial for survivors' safety and wellbeing but high rents can make such a move difficult. Thus, while addressing basic needs such as housing and transportation are barriers for nearly all clients who are engaged with social service programs, they may be central to the abuse suffered by IPV survivors, making the problem doubly complex and important to address.

## **Discuss the size and characteristics of the population with HIV/AIDS and their families within the Eligible Metropolitan Statistical Area:**

There are 5,766 people living with HIV/AIDS (PLWHA) in the Columbus Metropolitan Statistical Area (MSA) as of June 30, 2018.

**Age.** Approximately sixty-seven percent (67%) of the PLWHA in the Columbus MSA are adults over 40 years of age. Youth between the ages of 13 and 29 account for thirteen percent (13%) of PLWHA.

**Race/ethnicity.** Non-Hispanic white persons account for nearly half (49%) of the PLWHA in the Columbus MSA, while non-Hispanic Black/African American persons constitute forty percent (40%). Of the 2,324 non-Hispanic Black/African American PLWHA in the Columbus MSA, approximately sixty-nine percent (69%) are men. Overall, non-Hispanic Black/African American men represent twenty-eight percent (28%) of the PLWHA in the Columbus MSA. Hispanic persons represent five percent (5%) of the PLWHA in the Columbus MSA. Of the 313 Hispanic PLWHA in the Columbus MSA, seventy-nine percent (79%) are male, while twenty-one percent (21%) are female.

**Exposure Category.** Of the 5,766 PLWHA in the Columbus MSA in 2017, approximately sixty-four percent (64%) identified male-to-male sex as a risk for possible exposure to HIV. Overall, fifty-six percent (56%) identified male-to-male sex as their only risk of exposure, while eighteen percent (18%) of PLWHA identified heterosexual contact as their only risk. Injection drug use (alone and in combination with other risk categories) was identified as a possible source of exposure by approximately six percent (6%) of PLWHA. Fourteen percent (14%) of persons identified “other or unknown” risk.

Among non-Hispanic white persons living with a diagnosis of HIV/AIDS in the Columbus MSA, seventy percent (70%) identified male-to-male sex as the only potential exposure to HIV, while nine percent (9%) identified heterosexual contact only. In comparison, forty percent (40%) of non-Hispanic Black/African American PLWHA identified male-to-male sex as the only potential exposure to HIV and thirty percent (30%) identified heterosexual contact only. Seventeen percent (17%) of non-Hispanic Black/African American PLWHA reported an unknown or other source of exposure to HIV, compared to twelve percent (12%) of non-Hispanic white PLWHA.

**Disease Status.** Of the 5,766 persons living with a diagnosis of HIV infection in the Columbus MSA in 2016, fifty-four percent (54%) are persons living with HIV (not AIDS) or PLWH and forty-six percent (46%) are persons living with AIDS or PLWA. Therefore, a total of 2,642 persons are living with an AIDS diagnosis in the Columbus MSA. Men account for eighty-one percent (81%) of PLWA and non-Hispanic white persons account for the largest racial group (48%), followed by non-Hispanic Black/African American persons (40%). Hispanic persons represent six percent (6%) of the PLWA in the Columbus MSA.

### **Discussion:**

The housing needs of non-homeless special needs groups are largely the same as LMI households overall as special needs populations are over represented in the LMI population. However, special needs populations do have specific supportive services needs that create additional barriers to accessing affordable housing.

## **NA-50 Non-Housing Community Development Needs – 91.215 (f)**

### **Describe the jurisdiction’s need for Public Facilities:**

Public facilities are typically buildings or outdoor spaces available for public use by the general population and which are financed, in whole or in part, by a government entity. The City of Columbus Capital Improvement Program (CIP) addresses many of the City’s community development needs over the next five years, including the need for public facilities.

The 2019-2024 CIP includes a \$138 million investment in Columbus Recreation and Parks that, in part, would renovate and improve existing community recreation centers, athletic complexes, and swimming facilities.

### **How were these needs determined?**

The Department of Finance and Management conducts a comprehensive process with each of our City departments to determine the annual capital improvement budget (CIB) and the 5 year capital improvements plan (CIP). In general, Finance asks our departments to prioritize what projects they would like to have funded. Then Finance, each Department, and the Mayor’s office meet to go over each department’s priorities and determine the capital improvement budget. The Mayor’s Office involvement in this process is to evaluate the priorities of our departments and make sure the priorities of our departments reflect the goals of the Mayor’s Office. Department Directors and the Mayor’s Office then brief each individual Council Member on the proposed CIB. Council then has public meetings to discuss the proposed capital budget. Council often makes amendments to the capital budget based on their priorities and Council then votes to accept the CIB and CIP for the next 5 years.

### **Describe the jurisdiction’s need for Public Improvements:**

Public improvements typically include infrastructure related to transportation and the delivery of public services, which are available for public use by the general population, and which are financed, in whole or in part, by a government entity. The CIP also addresses the need for public infrastructure improvements.

The 2019-2024 CIP includes a \$280 million investment planned for resurfacing and rehabilitating over 300 lane miles of roadways and more than 30 miles of alleys citywide. As part of the City’s large investment in the Recreation and Parks Department, the CIP also calls for new multi-use greenways and bikeways. Other public improvement needs outlined in the CIP include: bridge improvements, sidewalk improvements, new curb ramps, curb reconstruction, better street lighting, and more street trees.

### **How were these needs determined?**

See the needs determination for Public Facilities

**Describe the jurisdiction’s need for Public Services:**

Public services typically include those services available to a jurisdiction’s population and either provided by a government entity directly or financed, in whole or in part, by a government entity. As with public facilities and infrastructure, the need for public services is addressed in the CIP.

The 2014-2019 CIP calls a substantial investment in public safety, including renovating or replacing certain police and fire stations, as well as replacing fire equipment. The CIP also identifies a need for new snow removal equipment.

**How were these needs determined?**

The City's Health and Human Service Division.



# Housing Market Analysis

## MA-05 Overview

### Housing Market Analysis Overview:

The Housing Market Analysis is meant to supplement the information gleaned from the Needs Assessment to facilitate the creation of goals that are better tailored to the local context. In this way, the purpose of the Housing Market Analysis is to ensure that the goals created to address the needs identified in the Needs Assessment will work in the local market. For example, if the data shows that there are a large number of unsold houses in Columbus' market, then the City would not want to create a goal of constructing a large number of new housing units. Instead, the City could use this information to create a goal better suited for the local market, such as providing down-payment assistance to incentivize buyers to purchase the backlog of unsold homes.

As was the case in the Needs Assessment, the Housing Market Analysis highlights conditions that influence available housing for LMI households, homeless persons, racial and ethnic minorities, and populations with special needs. However, attention is paid to the conditions of the market as a whole to better identify how market opportunities differ between the aforementioned populations and the general population.

Again, a large amount of the data analyzed in the Housing Market Analysis comes from the 2011-2015 ACS and CHAS dataset. However, in some sections local data sources are used for market indicators that are not collected by the U.S. Census or other agencies at the national level.

## MA-10 Number of Housing Units – 91.210(a)&(b)(2)

### Introduction

In order to effectively respond to the City’s housing needs, it is important to have a clear understanding of current indicators of housing supply and demand. This section describes the housing stock in Columbus, paying special attention to the number and tenure of housing units.

### All residential properties by number of units

Property Type	Number	%
1-unit detached structure	175,455	46%
1-unit, attached structure	37,850	10%
2-4 units	49,905	13%
5-19 units	79,530	21%
20 or more units	34,385	9%
Mobile Home, boat, RV, van, etc	3,360	1%
<b>Total</b>	<b>380,485</b>	<b>100%</b>

Table 29 – Residential Properties by Unit Number

Data Source: 2011-2015 ACS

### Unit Size by Tenure

	Owners		Renters	
	Number	%	Number	%
No bedroom	125	0%	4,970	3%
1 bedroom	2,050	1%	44,070	24%
2 bedrooms	30,535	20%	88,415	48%
3 or more bedrooms	119,250	78%	45,300	25%
<b>Total</b>	<b>151,960</b>	<b>99%</b>	<b>182,755</b>	<b>100%</b>

Table 30 – Unit Size by Tenure

Data Source: 2011-2015 ACS

### Describe the number and targeting (income level/type of family served) of units assisted with federal, state, and local programs.

The Ohio Housing Finance Agency, using data from the National Housing Preservation Database, determined that there are 28,320 rental units in Franklin County financed and/or subsidized through a federal program that has long-term tenant affordability requirements. These include the Low-Income Housing Tax Credit, HUD Multifamily Assistance and Section 8 Contracts, and the HOME program.

### Provide an assessment of units expected to be lost from the affordable housing inventory for any reason, such as expiration of Section 8 contracts.

Of the units mentioned above, 36.5% (10,337) have program contracts or requirements scheduled to end within the next five years (on or before June 30, 2021). When the contracts expire, property owners may choose, depending on the property condition, location, and housing market, to remove them from the affordable housing stock.

Through a contract with HUD, CMHA currently has approximately 13,500 housing choice vouchers and 700 public housing units. HUD has approved CMHA by 2020 to convert the remaining public housing units to project-based vouchers (PBVs) through the Rental Assistance Demonstration (RAD) program. Through RAD, CMHA has converted 728 public housing units to PBV to-date.

### **Does the availability of housing units meet the needs of the population?**

As discussed in section NA-10, there are not a sufficient number of affordable housing units available in Columbus. According to the CHAS 2011-2015 data, 77,364 renter-occupied and 28,213 owner-occupied households are cost burdened, meaning they spend more than 30% of their income on housing. Of these households, approximately 53% of renter-occupied and 45% of owner-occupied households are severely cost burdened (spending more than 50% of their income on housing).

### **Describe the need for specific types of housing:**

#### **Extremely Low-Income Renters**

More than 80% of extremely low-income, severely cost-burdened renter households fall into one of two household types: 1) nonfamily (non-elderly) households (45.4%) or 2) small families with 2-4 persons (35.6%). Elderly (age 62+) family and elderly nonfamily households are 10.3% of the total. The remainder (8.8%) are large families.

#### **Low-Income Homeowners**

A low-income homeowner that pays more than 30% of their income for mortgage and utilities is housing cost-burdened. Owners paying more than 50% have severe cost burden. In 2013, there were a total of 23,460 extremely low-income and very low-income owner households with housing cost burden. Of these, 15,920 had severe cost burden. These households are at risk of foreclosure and may not have resources for home maintenance. Thirty-eight percent of extremely low-income owner households with severe cost-burden are elderly, including elderly (age 62+) families and elderly nonfamily households. Nonfamily (non-elderly) households are 29.2% of the total, and small families are 26.3%. Large families are 6.3% of extremely low-income owners with severe cost burden.

### **Discussion**

The 2015 AHACO platform cited a gap of 54,000 affordable units in Franklin County and set a goal of providing 27,000 units over 10 years to cut the gap in half. The sum of ELI renters with severe cost

burden (37,505) and ELI and VLI owners with severe cost burden (15,920)—53,425 households—is nearly the same as AHACO’s gap figure. However, there other indicators in the report, such as those listed below, that could be used to quantify the affordable housing gap and set a goal. These are not necessarily mutually exclusive numbers; for example, households on an affordable housing waitlist might also be counted in the housing cost burden data.

### **Severe housing cost burden**

- Renters with severe cost burden: There are 37,505 extremely low-income renter households, and 8,875 very low-income renter households, paying more than 50% of their income for housing. Pace of increase in severely cost-burdened renters: Between 2010 and 2013, the number of extremely low-income, severely cost-burdened renters increased at more than twice that of Franklin County population growth (8.6% vs. 3.5% growth)
- Owners with severe cost burden: There are 15,920 extremely low-income and very low-income owner households that are paying more than 50% of their income for housing.
- Elderly households with severe cost burden: There are 11,920 elderly owner and renter households (headed by a person age 62 or older) who are extremely low-income or very low-income and have severe housing cost burden.

### **Affordable housing supply**

- Housing supply deficit: There is a deficit of 35,625 rental housing units affordable to extremely low-income renter households.
- Expiring subsidized rental units: Of the 28,320 federally-financed or subsidized rental units in Franklin County, 36.5% (10,377) have contracts scheduled to end in the next five years, which might affect their continued affordability.
- Poor housing quality: There are 5,278 vacant and abandoned 1-3 unit residential properties in the City of Columbus.

### **Waitlists**

- Housing Choice Voucher application list: There are 17,231 applications from central Ohio zip codes on the CMHA Housing Choice Voucher application list.
- Waitlists for housing for special populations: ADAMH Board housing waitlist—3,000; Franklin County Board of Developmental Disabilities housing waitlist—1,107; persons on the Housing Choice Voucher application list age 62+—1,034.

## MA-15 Housing Market Analysis: Cost of Housing - 91.210(a)

### Introduction

The following section provides information on the cost of rental and owner-occupied housing in the City of Columbus, while focusing specifically on housing affordability for LMI households.

As stated in the previous five-year Consolidated Plan, the percentage of the population that rents has continued to steadily increase over the last decade. This remains true when looking at the 2011-2015 ACS data. As such, increases in the cost of renting continues impact an ever-increasing percentage of the population in Columbus.

Please note that the City has been instructed by the local field office to utilize the datasets prepopulating in this plan only. It is worth mentioning that the most recent 2017 ACS and Realtor.com are reporting drastically different figures than what populates in the tables below, most notably with regard to home values.

2011-2015 ACS median home values saw a 7% decrease and median rents have increased by 12% from the previous five-year period. The increase in median cost of rent has a disproportionately negative impact on LMI individuals because they are more likely to rent than their wealthier counterparts. Because they often lack the savings and credit necessary to purchase a home, renting is the only option for many LMI households. So while renting becomes more costly, the opportunity for LMI households to purchase a home, despite a reported decrease in median value, is exacerbated and continues to be out of reach.

### Cost of Housing

	Base Year: 2009	Most Recent Year: 2015	% Change
Median Home Value	138,600	129,100	(7%)
Median Contract Rent	601	672	12%

Table 31 – Cost of Housing

Data Source: 2005-2009 ACS (Base Year), 2011-2015 ACS (Most Recent Year)

Rent Paid	Number	%
Less than \$500	37,800	20.7%
\$500-999	121,173	66.3%
\$1,000-1,499	18,450	10.1%
\$1,500-1,999	3,455	1.9%
\$2,000 or more	1,889	1.0%
<b>Total</b>	<b>182,767</b>	<b>100.0%</b>

Table 32 - Rent Paid

Data Source: 2011-2015 ACS

## Housing Affordability

% Units affordable to Households earning	Renter	Owner
30% HAMFI	13,240	No Data
50% HAMFI	60,710	18,225
80% HAMFI	125,195	48,115
100% HAMFI	No Data	66,644
<b>Total</b>	<b>199,145</b>	<b>132,984</b>

**Table 33 – Housing Affordability**

Data Source: 2011-2015 CHAS

## Monthly Rent

Monthly Rent (\$)	Efficiency (no bedroom)	1 Bedroom	2 Bedroom	3 Bedroom	4 Bedroom
Fair Market Rent	601	714	910	1,165	1,361
High HOME Rent	601	714	910	1,165	1,361
Low HOME Rent	601	714	860	993	1,108

**Table 34 – Monthly Rent**

Data Source: HUD FMR and HOME Rents

## Is there sufficient housing for households at all income levels?

Currently, the demand for housing that is affordable to LMI households outpaces the supply of affordable units. This has resulted in a severe lack of affordable housing units in the City, especially among households experiencing the greatest financial hardships.

According to 2011-2015 CHAS data, there are a total of 105,720 households earning 50% AMI or less, but only a total of 60,710 rental housing units that are available for these households. Further, there are 62,175 households in Columbus earning 30% AMI or less (as noted in NA-10), but only 13,320 affordable housing units. This means that at least 48,855 affordable housing units would have to be created to meet current demand for affordable housing for the City's poorest households.

## How is affordability of housing likely to change considering changes to home values and/or rents?

As discussed in section MA-10, the percentage of households that are renting has continually increased. If the growth in renting continues without a sufficient increase in new rental units, the cost of renting will likely increase at a rate greater than it did over the last decade. As previously stated, any rise in

rental costs tends to disproportionately affect the City's poorest households because these households: 1) spend a greater portion of their total earnings on housing cost, and 2) are more likely to have to rent. Additionally, as new rental units are being created it is important that they are developed to be affordable for a wide range of income levels. In order to maintain housing affordability for LMI households, it is important that a percentage of newly developed units be affordable to these households. In terms of ownership, it is highly likely that purchasing will be less affordable in the near future than it has been in recent years. Home values have continued to recover from the Great Recession over the last decade. Given the strong population growth in central Ohio, it is likely that housing prices will continue to increase for the foreseeable future. As home values increase, the relatively large inventory of houses that have been affordable to lower and moderate income households during the down market, will decrease, leaving fewer homeownership opportunities for low income households.

**How do HOME rents / Fair Market Rent compare to Area Median Rent? How might this impact your strategy to produce or preserve affordable housing?**

In 2015, the median rent (of all unit types) in Columbus was \$672, a 12% increase in cost over the base year (2000). The only HOME rents available at or below these median rent levels is in efficiency sized units. However, it is not the median price that impacts the availability of affordable rental units, rather it is primarily the supply and location of affordable apartments that limit opportunities. In many areas of the City that have revitalized or received significant private and public investment, there is a lack of affordable rental options for LMI households. In turn, this limits rental housing choice to specific areas of the City where there is a high concentration of apartments with affordable rents. The relationship between the market rent in Columbus and FMR/HOME rents does not change the City's approach to providing affordable housing. The City's strategy to produce and preserve affordable housing involves assisting LMI owner and renter-occupied homes to remain in their homes in a safe and sound environment, and incentivizing the preservation and expansion of healthy and affordable housing.

**Discussion**

See above response.

## **MA-20 Housing Market Analysis: Condition of Housing – 91.210(a)**

### **Introduction**

Besides maintaining an adequate supply of housing units that are affordable to a wide range of income levels, it is essential that the physical condition of housing be sufficiently maintained for habitation. This section details the physical condition of housing in Columbus, with an emphasis on conditions that pose the greatest risks to occupants and the community.

Of all housing units in Columbus, the majority were built in the second half of the 20th Century. More specifically, two out of every three housing units were built between 1950 and 1999. The remaining units are nearly evenly split between those that were built before 1950 and those built since 2000. One risk that is specifically tied to the age of a home is the potential of the home having leadbased paint. Homes built prior to 1978 have an increased likelihood of containing lead-based paint, which poses a health hazard, especially to young children.

Aside from lead-paint risks, vacant and abandoned structures, especially those that are not properly secured or maintained, pose a number of potential safety hazards in communities. As of The 2018 Division of Code enforcement survey, there were an estimated 3,880 vacant and abandoned residential houses in Columbus. These are houses that are not for sale or waiting to be rented; rather they are structures that are not being utilized and often not being secured and maintained. These vacant and abandoned structures pose health and fire risks to neighborhoods, can attract criminal activity, and decrease adjacent property values.

### **Definitions**

The City of Columbus has established a policy within the housing code to ensure that all buildings and structures meet a minimum set of safe and sanitary conditions. Buildings and structures that do not meet the minimum standards outlined below are considered to be in “substandard” condition.

4503.01 Declaration of policy:

There exists in the City residential, nonresidential, commercial, industrial buildings, structures, and vacant areas and combinations thereof, which are slum or blighted, or which are becoming slum or blighted because of substandard, unsanitary, deteriorated or deteriorating conditions, factors, and characteristics. Their existence is injurious to the public health, safety, and welfare, including spiritual values as well as physical, aesthetic and monetary values, and constitute a nuisance and a threat to the realization of maximum benefits from urban redevelopment and the general growth and the providing of a safe and healthful environment in the City. The purpose of this code is to protect the health, safety and welfare of the inhabitants of the City by setting forth a comprehensive Housing Code covering all buildings now in existence or hereafter constructed by: (A) Establishing minimum standards for: (1) Basic equipment and facilities with respect to light, heat, plumbing and ventilation; (2) Use and location of space for cooking, heating, living and sleeping purpose; and (3) Adequate maintenance and prevention



for elimination of hazards and nuisances. (B) Determining the responsibilities of owners, operators, and occupants of dwelling and other buildings. (C) Providing for uniform administration and enforcement adequate to carry out the provisions and intent of this code. (Ord. 1254-75.)

4503.02 Application:

This code is a housing code to provide minimum requirements for the safety, health and welfare of the public and to preserve and improve the economic and aesthetic values and prevent the deterioration of buildings and neighborhoods in the City. Where a provision of this code is found to be in conflict with a provision of a zoning, building electrical, plumbing, fire, safety, health ordinance, or other ordinance, code or regulation, the provision or requirement which is the more restrictive or which establishes a higher standard shall prevail. (Ord. 356-75.)

### Condition of Units

Condition of Units	Owner-Occupied		Renter-Occupied	
	Number	%	Number	%
With one selected Condition	36,280	24%	79,190	43%
With two selected Conditions	530	0%	4,850	3%
With three selected Conditions	85	0%	360	0%
With four selected Conditions	0	0%	65	0%
No selected Conditions	115,070	76%	98,290	54%
<b>Total</b>	<b>151,965</b>	<b>100%</b>	<b>182,755</b>	<b>100%</b>

Table 35 - Condition of Units

Data Source: 2011-2015 ACS

### Year Unit Built

Year Unit Built	Owner-Occupied		Renter-Occupied	
	Number	%	Number	%
2000 or later	24,435	16%	25,970	14%
1980-1999	44,385	29%	55,275	30%
1950-1979	56,890	37%	74,110	41%
Before 1950	26,245	17%	27,395	15%
<b>Total</b>	<b>151,955</b>	<b>99%</b>	<b>182,750</b>	<b>100%</b>

Table 36 – Year Unit Built

Data Source: 2011-2015 CHAS

### Risk of Lead-Based Paint Hazard

Risk of Lead-Based Paint Hazard	Owner-Occupied		Renter-Occupied	
	Number	%	Number	%
Total Number of Units Built Before 1980	83,135	55%	101,505	56%

Housing Units build before 1980 with children present	27,094	18%	12,560	7%
---	--------	-----	--------	----

**Table 37 – Risk of Lead-Based Paint**

Data Source: 2011-2015 ACS (Total Units) 2011-2015 CHAS (Units with Children present)

## Vacant Units

	Suitable for Rehabilitation	Not Suitable for Rehabilitation	Total
Vacant Units	0	0	0
Abandoned Vacant Units	0	0	0
REO Properties	0	0	0
Abandoned REO Properties	0	0	0

**Table 38 - Vacant Units**

Alternate Data Source Name:

Abandoned and Vacant Residential Properties

Data Source Comments:

## Need for Owner and Rental Rehabilitation

The City of Columbus does not collect data that specifically defines a property as being “suitable/not suitable for rehabilitation,” but the City’s division of Code enforcement conducts a vacant property survey each year. As of 2018, there were 3880 vacant units within the city limits. This accounts for roughly 2.5% of the dwelling units within the City of Columbus according to data from the Franklin County Auditor. Of these vacant units, 616 or roughly 16% were estimated to be in poor condition and 934 or 24% are located in code enforcement area 12 which includes the neighborhoods of North and South Linden. According to the Franklin County auditor’s office, there are 80,896 units registered as rental housing within the City of Columbus tax district. Of these, 637 have been rated by the county as poor, very poor, or unsound condition. Of the 149,341 units in total, the county has rated 1983 or 1% as poor, very poor, or unsound. The county has rated an additional 94,710 or 63% of all dwelling units as fair condition.

While this data indicates that the city does not have a high need for a major housing rehabilitation programs, there are many units that could benefit from minor repairs. The City has continued to see interest in its minor home repair programs, the CHORES program and the emergency repair program.

## Estimated Number of Housing Units Occupied by Low or Moderate Income Families with LBP Hazards

The City of Columbus does not maintain an inventory that tracks the number of housing units that have lead-based paint hazards and are specifically occupied by LMI families. The best estimate would be based off of the Risk of Lead Based Paint Hazards table in this section. According to 2007-2011 CHAS

data, there were 184,640 housing units at risk of lead-based paint hazards, and of those units 39,654 had at least one child under the age of six living in them.

**Discussion**

See above response.

## MA-25 Public and Assisted Housing – 91.210(b)

### Introduction

The Columbus Metropolitan Housing Authority (CMHA) is the Public Housing Agency responsible for the ownership and management of low-income housing property in Franklin County. According to CMHA, as of June 2019, there are 696 public housing units available. In addition, there are 13,585 Section 8 vouchers currently available, and this number has steadily increased over the last five years.

### Totals Number of Units

	Certificate	Mod-Rehab	Public Housing	Program Type					
				Total	Project -based	Tenant -based	Vouchers		
							Veterans Affairs Supportive Housing	Family Unification Program	Disabled *
# of units vouchers available	0	0	696	13,585	2,812	9,098	346	0	782
# of accessible units									

\*includes Non-Elderly Disabled, Mainstream One-Year, Mainstream Five-year, and Nursing Home Transition

Table 39 – Total Number of Units by Program Type

Alternate Data Source Name:  
CMHA Public and Assisted Housing  
Data Source Comments:

**Describe the supply of public housing developments:**

**Describe the number and physical condition of public housing units in the jurisdiction, including those that are participating in an approved Public Housing Agency Plan:**

There are a total of 696 Public Housing units in CMHA's inventory, of which 64 units are elderly-restricted. Units are in fair to good condition, and as needed, are funneled through the RAD program for necessary capital improvements to the properties.

**Public Housing Condition**

<b>Public Housing Development</b>	<b>Average Inspection Score</b>
Chestnut Grove (30 units)	89
Kenmore Square (56 units)	85
The Meadows (95 units)	81
Post Oak Station (148 units)	87
Rosewind (230 units)	NA
Thornwood Commons (86 units)	84
Poindexter Place (34 units of 104 total)	97
Legacy Pointe (17 units of 174 total)	NA

**Table 40 - Public Housing Condition**

**Describe the restoration and revitalization needs of public housing units in the jurisdiction:**

CMHA received HUD authorization for the demolition and disposition of several public housing properties that were deteriorating and beyond their useful life. As a result of those actions, CMHA has produced and added—or plans to add—new housing inventory to the portfolio, enhancing the assisted housing stock available to residents and the community. In addition, CMHA performs physical needs assessments on existing communities to identify and address any capital maintenance and improvement needs.

**Describe the public housing agency's strategy for improving the living environment of low- and moderate-income families residing in public housing:**

CMHA partners with public housing Resident Councils and community service providers to assess the needs of residents and connect them to services and activities. Examples of programs provided on-site at communities are after-school programs, summer-camp programs, summer feeding programs, health screenings, fresh foods, behavioral health counseling, housekeeping training, and recreation and social activities. CMHA’s ongoing facility maintenance and capital improvement programs help to insure the highest possible quality physical environment.

**Discussion:**

See above responses.

## MA-30 Homeless Facilities and Services – 91.210(c)

### Introduction

Housing insecurity and homelessness are among the most critical housing issues any community must address. This section provides data and information about the local capacity to house and serve its homeless population, paying special attention to the following populations: adults with children, adults without children, chronically homeless households, veterans, pregnant women and unaccompanied youth. Additionally, information is provided on the number of units available by facility type.

Columbus and Franklin County have a well-developed Continuum of Care, which outlines the housing facilities and supportive services offered to homeless individuals and families. Community Shelter Board is the central organization responsible for coordinating the community’s response to homelessness. CSB is responsible for providing services that range from homelessness policy development to the allocation of public and private funds for shelter and housing facilities and supportive services.

In terms of capacity by facility type, the County has a total of 746 emergency shelter beds/units (with additional overflow capacity of 295 beds for single adults and no fixed overflow capacity for families), 16 beds for underage youth, 64 transitional housing units, and 2,290 units in permanent supportive housing units (Table 59). The largest majority of emergency shelter units, 632 in total, are targeted specifically to adults without children, while 114 units serve households with children, and 39 units are dedicated to veterans. The transitional housing units serve veterans (40) and unaccompanied youth (24). The permanent supportive housing units in the County serve single adults without children (2,111 units) and households with children (179 units with 575 beds). 500 of these units are also dedicated to veterans.

### Facilities and Housing Targeted to Homeless Households

	Emergency Shelter Beds		Transitional Housing Beds	Permanent Supportive Housing Beds	
	Year Round Beds (Current & New)	Voucher / Seasonal / Overflow Beds	Current & New	Current & New	Under Development
Households with Adult(s) and Child(ren)	114	0	0	179	10
Households with Only Adults	632	295	40	2,111	90

	Emergency Shelter Beds		Transitional Housing Beds	Permanent Supportive Housing Beds	
	Year Round Beds (Current & New)	Voucher / Seasonal / Overflow Beds	Current & New	Current & New	Under Development
Chronically Homeless Households	0	0	0	0	0
Veterans	0	0	0	0	0
Unaccompanied Youth	16	0	24	0	0

**Table 41 - Facilities and Housing Targeted to Homeless Households**

Data Source Comments: Community Shelter Board

**Describe mainstream services, such as health, mental health, and employment services to the extent those services are used to complement services targeted to homeless persons**

See Attachment "CSB Section - Homeless Facilities and Services MA-30"

**List and describe services and facilities that meet the needs of homeless persons, particularly chronically homeless individuals and families, families with children, veterans and their families, and unaccompanied youth. If the services and facilities are listed on screen SP-40 Institutional Delivery Structure or screen MA-35 Special Needs Facilities and Services, describe how these facilities and services specifically address the needs of these populations.**

See Attachment "CSB Section - Homeless Facilities and Services MA-30"



## MA-35 Special Needs Facilities and Services – 91.210(d)

### Introduction

There are several specific non-homeless groups in the community with special supportive housing needs. HUD identifies six special needs populations including: the elderly, the frail elderly, persons with disabilities, persons with substance abuse problems, persons living with HIV or AIDS, and victims of domestic violence.

### HOPWA Assistance Baseline Table

Type of HOWA Assistance	Number of Units Designated or Available for People with HIV/AIDS and their families
TBRA	0
PH in facilities	0
STRMU	0
ST or TH facilities	0
PH placement	0

**Table 42– HOPWA Assistance Baseline**

Data Source: HOPWA CAPER and HOPWA Beneficiary Verification Worksheet

**Including the elderly, frail elderly, persons with disabilities (mental, physical, developmental), persons with alcohol or other drug addictions, persons with HIV/AIDS and their families, public housing residents and any other categories the jurisdiction may specify, and describe their supportive housing needs**

#### Frail Elderly

HUD defines the frail elderly as those aged 62 and older who require assistance with three or more activities of daily living such as bathing, walking, and performing light housework. Beyond the aforementioned data on the number of households with elderly persons and supportive housing needs, there is no known information on the frailty of the elderly in those households.

#### Persons with disabilities

A search using HUD’s Affordable Apartment Search Tool was conducted to identify affordable rental properties in Franklin County designed to serve people with disabilities. The search returned 32 results; all but two had Columbus addresses, with the remaining two in Grove City and Hilliard. Only one of the listed properties offered units with more than one bedroom. A similar point-in-time search on apartmentguide.com for apartments with accessibility features currently for rent in the Columbus area returned 168 results, 14% of all available units on the site (1,200). Of the 168 total available accessible units only 51 were priced at \$900 or less per month, and only one advertised rent at less than \$500 per month. Based on a standard Supplemental Security Income (SSI) payment of \$750 per month (equating

to an affordable rent of \$225 or less), it is highly likely that people with disabilities who are unable to work and rely on SSI as their sole source of income, face substantial cost burdens and difficulty locating affordable housing.

### **Persons with Alcohol or Other Drug Addiction**

The Alcohol, Drug Addiction, and Mental Health (ADAMH) Board of Franklin County provides funding to meet the supportive housing needs of persons with serious mental illness and/or substance abuse problems. ADAMH currently funds permanent supportive housing units reserved for the population they serve, including those with substance abuse problems. The Community Housing Network (CHN) is the largest provider of ADAMH-funded permanent supportive housing. CHN develops, owns, and manages permanent supportive housing across Franklin County for special needs populations, including persons with substance abuse problems. There is no known information on number of non-homeless persons with substance abuse problems in need of supportive housing however the City has used HOME dollars to support CHN in the construction of new PSH units and plans to continue to do so for the duration of the Consolidated Plan.

### **Persons with HIV/AIDS and their families**

Persons with HIV/AIDS are served by the City's Department of Public Health through the HOPWA and Ryan White programs. The City does not have readily available data on the specific needs of this population.

### **Public Housing Residents**

Please see MA-25 for more information on the needs of public housing residents.

### **Describe programs for ensuring that persons returning from mental and physical health institutions receive appropriate supportive housing**

ADAMH provides funding to meet the supportive housing needs of persons with serious mental illness, including persons returning from mental health institutions.

### **Specify the activities that the jurisdiction plans to undertake during the next year to address the housing and supportive services needs identified in accordance with 91.215(e) with respect to persons who are not homeless but have other special needs. Link to one-year goals. 91.315(e)**

Please see next section.

### **For entitlement/consortia grantees: Specify the activities that the jurisdiction plans to undertake during the next year to address the housing and supportive services needs**

**identified in accordance with 91.215(e) with respect to persons who are not homeless but have other special needs. Link to one-year goals. (91.220(2))**

The City will use HOPWA funding to provide housing, information resources and supportive services for persons living with HIV. The Department of Development's Division of Housing will continue to partner with non-profit partners such as CHDOs and organizations like Habitat for Humanity to provide housing units for special needs populations. In addition, the Housing Division will continue to fund the CHORES program, which is a minor home repair program for the elderly and disabled. The City's Department of Development also provides General Fund resources to the domestic violence shelter and has created a Women's commission to study and advocate for issues which impact women in Columbus. The City and County are undergoing a Housing study in partnership with the surrounding suburbs to look at potential programming and policy changes to make housing more affordable in the central Ohio region. That study will not be complete in time to include the data in this plan, however it could impact programming in the 2021 program year and beyond.

Please refer to section AP-20 and AP-35 for specifics on the Annual Goals and Projects that the City plans to fund in 2020 to address the housing and supportive service needs of the nonhomeless special needs population.

## **MA-40 Barriers to Affordable Housing – 91.210(e)**

### **Negative Effects of Public Policies on Affordable Housing and Residential Investment**

Public policies, depending on their structure, can act as barriers to affordable housing or promote it. These public policies can originate at various levels of government, such as federal, state, or local. In addition, the level of government instituting such policies can affect a community's ability to adopt or amend those policies.

#### **City Policies Impacting Affordable housing development and residential investment:**

In 2018, Columbus adopted tax abatement incentives to encourage the development of affordable housing units in new mixed-income and mixed-use developments in areas of the City designated as Market Ready Areas, Ready for Revitalization, or Ready for Opportunity. Importantly, to help maintain the incentive to keep units affordable, the tax abatements cease if the affordable units are no longer occupied by qualified persons within 80%-100% AMI. The City's inclusionary policies could be strengthened further to incorporate other development incentives like density bonuses, reduced parking or design waivers, variances, or expedited permitting for the development of affordable or low-income housing or housing for protected classes.

#### **Policies that act as barriers to affordable housing choice in Columbus, but are outside the City's control, include:**

##### **Inadequate National Funding for the Housing Choice Voucher Program (HCVP)**

This situation artificially limits the number of low-income households receiving rental payment assistance for which they qualify, thereby denying many qualifying households the ability to find affordable housing units.

##### **Disposition of Public Housing Units**

CMHA plans to dispose or convert all remaining public housing units in Central Ohio within the next few years. The impact of removing access to public housing units remains to be seen.

##### **Decreasing levels of Federal and State Resources**

The long-term decline of HUD funding, along with cuts in revenue sharing from the State of Ohio, have left communities with fewer funds to implement needed housing and community development programs and services.

## MA-45 Non-Housing Community Development Assets – 91.215 (f)

### Introduction

As Ohio’s state capital and largest city, the City of Columbus sits at the center of the Columbus MSA. Columbus enjoys a very diverse economy which is largely credited as the driving force for the City’s economic stability. The Columbus MSA contributed \$136.3b in total economic output in 2017 (a 3.8% increase over the prior year). This is largely due to the fact that the City enjoys a very strong and robust corporate presence that directly contributes to the economic output. To that end, approximately 20 Fortune 1000 companies call the City of Columbus home.

### Economic Development Market Analysis

#### Business Activity

Business by Sector	Number of Workers	Number of Jobs	Share of Workers %	Share of Jobs %	Jobs less workers %
Agriculture, Mining, Oil & Gas Extraction	766	409	0	0	0
Arts, Entertainment, Accommodations	43,585	51,191	14	13	-1
Construction	9,425	14,860	3	4	1
Education and Health Care Services	62,878	84,532	21	21	0
Finance, Insurance, and Real Estate	29,620	45,422	10	12	2
Information	7,568	10,918	2	3	1
Manufacturing	21,825	25,946	7	7	0
Other Services	11,853	16,078	4	4	0
Professional, Scientific, Management Services	41,657	56,567	14	14	0
Public Administration	0	0	0	0	0
Retail Trade	41,644	50,853	14	13	-1
Transportation and Warehousing	19,250	20,846	6	5	-1
Wholesale Trade	15,643	17,023	5	4	-1
Total	305,714	394,645	--	--	--

**Table 43 - Business Activity**

Data Source: 2011-2015 ACS (Workers), 2015 Longitudinal Employer-Household Dynamics (Jobs)



## Labor Force

Total Population in the Civilian Labor Force	455,582
Civilian Employed Population 16 years and over	420,260
Unemployment Rate	7.75
Unemployment Rate for Ages 16-24	25.96
Unemployment Rate for Ages 25-65	5.10

**Table 44 - Labor Force**

Data Source: 2011-2015 ACS

Occupations by Sector	Number of People
Management, business and financial	109,005
Farming, fisheries and forestry occupations	24,035
Service	45,738
Sales and office	108,690
Construction, extraction, maintenance and repair	21,185
Production, transportation and material moving	20,935

**Table 45 – Occupations by Sector**

Data Source: 2011-2015 ACS

## Travel Time

Travel Time	Number	Percentage
< 30 Minutes	301,115	76%
30-59 Minutes	85,620	22%
60 or More Minutes	10,985	3%
<b>Total</b>	<b>397,720</b>	<b>100%</b>

**Table 46 - Travel Time**

Data Source: 2011-2015 ACS

## Education:

### Educational Attainment by Employment Status (Population 16 and Older)

Educational Attainment	In Labor Force		Not in Labor Force
	Civilian Employed	Unemployed	
Less than high school graduate	23,215	3,670	21,025

Educational Attainment	In Labor Force		Not in Labor Force
	Civilian Employed	Unemployed	
High school graduate (includes equivalency)	73,395	7,195	30,010
Some college or Associate's degree	103,225	8,210	23,755
Bachelor's degree or higher	143,145	4,335	17,080

**Table 47 - Educational Attainment by Employment Status**

Data Source: 2011-2015 ACS

### Educational Attainment by Age

	Age				
	18–24 yrs	25–34 yrs	35–44 yrs	45–65 yrs	65+ yrs
Less than 9th grade	1,025	3,955	4,015	6,925	5,640
9th to 12th grade, no diploma	10,588	10,110	7,875	15,030	7,985
High school graduate, GED, or alternative	24,090	31,045	25,465	54,100	26,973
Some college, no degree	48,570	36,030	25,165	40,290	14,533
Associate's degree	3,135	10,970	8,575	14,335	2,843
Bachelor's degree	13,880	50,395	25,560	33,205	10,160
Graduate or professional degree	1,235	22,725	13,605	19,205	7,859

**Table 48 - Educational Attainment by Age**

Data Source: 2011-2015 ACS

### Educational Attainment – Median Earnings in the Past 12 Months

Educational Attainment	Median Earnings in the Past 12 Months
Less than high school graduate	67,733
High school graduate (includes equivalency)	128,398
Some college or Associate's degree	147,631
Bachelor's degree	199,645
Graduate or professional degree	252,120

**Table 49 – Median Earnings in the Past 12 Months**

Data Source: 2011-2015 ACS

**Based on the Business Activity table above, what are the major employment sectors within your jurisdiction?**



Major employment sectors of the City include education and healthcare, retail, and professional, scientific, and management services. Arts, entertainment and accommodations along with hospitality and food, financial and insurance, and construction are also major employment sectors.

The Education and Health Care Services sector alone provides 24% of the jobs in Columbus, due in large part to the presence of The Ohio State University which employs 27,656 people. Other large employers in this sector include OhioHealth, Mount Carmel Health, Columbus City Schools, and Nationwide Children's Hospital, all of which rank among the top 10 largest employers in region, according to *Columbus Business First's* 2013 Book of Lists. While the Columbus Metro ranks No. 1 among the 10 largest Midwest metros in private sector job growth since 2010, it remains overall a service-based economy.

**Describe the workforce and infrastructure needs of the business community:**

See attached unique appendix.

**Describe any major changes that may have an economic impact, such as planned local or regional public or private sector investments or initiatives that have affected or may affect job and business growth opportunities during the planning period. Describe any needs for workforce development, business support or infrastructure these changes may create.**

See attached unique appendix.

**How do the skills and education of the current workforce correspond to employment opportunities in the jurisdiction?**

See attached unique appendix.

**Describe any current workforce training initiatives, including those supported by Workforce Investment Boards, community colleges and other organizations. Describe how these efforts will support the jurisdiction's Consolidated Plan.**

See attached unique appendix for MA-45 Non-Housing Community Development Assets

**Does your jurisdiction participate in a Comprehensive Economic Development Strategy (CEDS)?**

Yes

**If so, what economic development initiatives are you undertaking that may be coordinated with the Consolidated Plan? If not, describe other local/regional plans or initiatives that impact economic growth.**

See attached unique appendix for MA-45 Non-Housing Community Development Assets

**Discussion**

See attached unique appendix for MA-45 Non-Housing Community Development Assets

## **MA-50 Needs and Market Analysis Discussion**

### **Are there areas where households with multiple housing problems are concentrated? (include a definition of "concentration")**

The City of Columbus has many neighborhoods in which residents are more affected by multiple housing problems than the general city population. Lower-income households, female-headed households, rent-burdened and overcrowded households and those households living in older sectors of the city (with older housing stock) are more affected by multiple housing problems. Historically and persistently, these populations are largely African American and Hispanic households in the Hilltop, Linden, South, and East. Concentration means geographic areas that have a higher tendency to have a higher concentration of households with multiple housing problems compared to Columbus as a whole.

### **Are there any areas in the jurisdiction where racial or ethnic minorities or low-income families are concentrated? (include a definition of "concentration")**

There are 26 areas within Columbus and Franklin County that have both a poverty rate of 40% or more and a non-white population of 50% or more. These are considered to be racially or ethnically concentrated areas of poverty (R/ECAPs). Most (21 out of 26) are within the city of Columbus, although five cross the city limits to include small areas of unincorporated Franklin County. No R/ECAP tracts extend into any Franklin County cities other than Columbus. Generally, most R/ECAP tracts are in the eastern central portion of the city.

### **What are the characteristics of the market in these areas/neighborhoods?**

Generally speaking, all areas/neighborhoods of the city have relatively poor access to proficient schools, but Asian Americans and whites have the best access.

The city and county have moderate job access and labor market engagement. Columbus's central city has the best job access but the lowest levels of participation in the workforce. This indicates that despite the proximity of jobs, the population in these areas, which is predominately African American, is unable to access these jobs. Asian Americans have the best job proximity and engagement, followed by whites, Native Americans, and Hispanics.

Columbus shows moderate transit usage and relatively low transportation costs across all groups with little variation either above or below the poverty line.

African Americans are significantly more likely to live in areas of poverty than other groups. Native Americans and Hispanics are also more likely, though less so than African Americans. Several concentrated areas of poverty are clear, one in the central city area and immediately east, roughly corresponding to the area of high African American population. Another is located in the more racially diverse southwestern portion of Columbus.

**Are there any community assets in these areas/neighborhoods?**

The population of Columbus is becoming more diverse. White residents make up the majority of the population but both their share of the population and the total white population has been decreasing since 1990. African Americans are the second-largest racial group, and their share of the population has increased since 1990. The Hispanic population is the fastest growing of any racial or ethnic group, increasing by over 500% from 1990 to 2010. This change in demographic profile is an asset to be built upon for a more inclusive and equitable community.

**Are there other strategic opportunities in any of these areas?**

Although there are no current strategy identified for targeted/geographic community investment identified in this plan, some of these neighborhoods and areas may be well suited for Neighborhood Revitalization Strategy Area designation in the future, allowing for more flexible community development activity to take place, on a more impactful level.

## **MA-60 Broadband Needs of Housing occupied by Low- and Moderate-Income Households - 91.210(a)(4), 91.310(a)(2)**

### **Describe the need for broadband wiring and connections for households, including low- and moderate-income households and neighborhoods.**

The Columbus Foundation, a local non-profit, commissioned a study for the City of Columbus titled Broadband Access in City of Columbus, Ohio; Assessment and Strategies for Addressing the Broadband Gap. This study makes the conclusion that the condition driving lack of adoption of fixed broadband access in areas in Columbus is more complicated and diverse than simply lacking broadband infrastructure. The study showed that LMI households and neighborhoods are mostly broadband wired, and the largest need to insuring access to internet in these neighborhoods is largely not the investment in infrastructure. The factors driving lack of broadband access appear to be, in no order, economic factors, technical literacy, and personal choice.

### **Describe the need for increased competition by having more than one broadband Internet service provider serve the jurisdiction.**

The City of Columbus has a competitive broadband Internet service provider market. The City's broadband infrastructure is generally not what is keeps City residents from obtaining internet access. The City of Columbus' study titled Broadband Access in City of Columbus, Ohio; Assessment and Strategies for Addressing the Broadband Gap presents solutions for broadband growth which are not geared toward the construction of additional infrastrucutre (other than within new housing developments) or the need for increased competition in the Internet service market. Rather, the Ciyt of Columbus has determeined that solutions should be geared towards assisting residents to recieve discounts and subsidized cellular data hotspot partnerships, augmenting existing infrastructure with fast to implement and agile deployments of wireless internet technologies and Public Private partnership leveraging existing municipal or private metro fiber deployments to expedite and incentivize private partners to develop service offerings in underserved areas and providing lower price tier to those in need.

## **MA-65 Hazard Mitigation - 91.210(a)(5), 91.310(a)(3)**

### **Describe the jurisdiction's increased natural hazard risks associated with climate change.**

The most increased natural hazard risks associated with climate change, especially as it pertains to LMI neighborhoods and households is an increase in extreme temperatures and in flooding.

The City of Columbus has taken steps to increase green infrastructure and housing drainage within neighborhoods. There has been an increase in flooding within neighborhoods which has resulted in basements floodings, mold growth within homes. Housing issues associated with climate change appear to be more prevalent in LMI neighborhoods which in Columbus often are located in older neighborhoods with older and undersized infrastructure which can be unable to handle an increase in rain. Older homes often have deferred maintenance which can compound the issues associated with the increase in days with extreme temperatures and rains.

Extreme temperatures impact the City's older residents living in naturally occurring affordable housing. Residents with fixed incomes often struggle to afford central air conditioning in the hot summer months or furnace repairs in the winter. Additionally, health conditions can make it difficult for residents to live comfortably or healthfully in poorly weatherized homes.

The City and the region monitor natural hazard risks associated with climate change through the Office of Sustainability and other regional planning efforts.

### **Describe the vulnerability to these risks of housing occupied by low- and moderate-income households based on an analysis of data, findings, and methods.**

As noted in MA-20, Housing Market Analysis and other portions of the City's Con Plan, the housing stock in Columbus is mostly older, built prior to 2000. The older housing stock, and the older infrastructure throughout the City can create unsuitable living conditions for LMI households. For LMI households with persons living with health conditions worsened by natural hazard risks associated with climate change, such as extreme temperatures, there are many additional health risks associated with the housing occupied by LMI residents in the City. Additionally, cost-burdened homeowners can be faced with expensive repairs and remediations as a result of flooding or weatherization needs at their homes.

# Strategic Plan

## SP-05 Overview

### Strategic Plan Overview

The primary purpose of the Strategic Plan is to identify which needs represent the City's highest priorities, so that funding can be allocated to address these needs first. In this way, the Strategic Plan acts as a guide to direct the allocation of HUD funds in a manner that maximizes community impact by prioritizing funding to the City's most pressing housing and community development needs. The City's priority needs were identified through a Strategic Planning session, which brought together representatives from multiple City departments/divisions (i.e. Development including housing, economic development, code enforcement, land redevelopment and planning; Recreation and Parks; Public Health; and Finance and Management). During this session, all relevant findings from the resident survey, stakeholder focus groups, needs assessment, and market analysis were shared with the group (note: these findings are detailed in the Process, Needs Assessment, and Market Analysis sections of this Consolidated Plan). These findings were the focus of discussion and were used to determine the City's most pressing housing and community development needs. Through this process, the City identified the following priority needs:

1. Increase access to affordable housing
2. Ensure equal access to housing
3. Increase self-sufficiency of low income residents
4. Homeless mitigation and prevention
5. Reduce poverty and enhance economic opportunity
6. Increase public safety and improve health outcomes
7. Public facility and infrastructure improvements

Based on these seven priority needs, the City of Columbus developed a total of thirteen Strategic Plan Goals to track the City's progress towards addressing these needs over the 5-year Consolidated Planning period, 2020-2024:

1. Preserve and expand affordable housing
2. Program Management, capacity building, and/or administration
3. Ensure Safe and Sanitary property conditions

4. Provide housing for special needs populations
5. Provide Homebuyer education and other counseling
6. Ensure equal access to housing
7. Foster Business expansions in areas of need
8. Foster development of skills for residents in need
9. Provide educational/recreational youth programs
10. Improve Health outcomes
11. Provide Housing and Services for persons with HIV
12. Increase access to housing and emergency shelter
13. Public Facilities/Infrastructure improvements.

The goals developed through the Strategic Plan process will guide the allocation of HUD funds (i.e. CDBG, HOME, ESG, and HOPWA) and direct the city's actions, activities, and programs, as they relate to housing and community development, over the next five years. These goals will also serve as a management tool to help the City of Columbus track and monitor performance throughout the term of the Consolidated Plan.



## **SP-10 Geographic Priorities – 91.215 (a)(1)**

### **Geographic Area**

#### **Table 50 - Geographic Priority Areas**

#### **General Allocation Priorities**

Describe the basis for allocating investments geographically within the jurisdiction (or within the EMSA for HOPWA)

Most of the CDBG, HOME, HOPWA and ESG programs operate citywide where programs are geared to benefit primarily low- to moderate-income families. In future years the city intends to identify Neighborhood Revitalization Strategy Areas based on HUD identified RECAPs to target funding.

## SP-25 Priority Needs - 91.215(a)(2)

### Priority Needs

Table 51 – Priority Needs Summary

<b>1</b>	<b>Priority Need Name</b>	Increase Access to Affordable Housing
	<b>Priority Level</b>	High
	<b>Population</b>	Extremely Low Low Moderate Middle Large Families Families with Children Elderly Public Housing Residents
	<b>Geographic Areas Affected</b>	
	<b>Associated Goals</b>	Preserve and expand affordable housing Program Management, capacity building and/or admin Ensure safe and sanitary property conditions Provide housing for special needs populations Ensure equal access to housing Provide housing and services for persons with HIV
	<b>Description</b>	Currently, the need for affordable housing in Columbus is much greater than the supply. By assisting in the preservation of existing and the development of new affordable housing units, the City hopes to increase the supply of affordable housing units for LMI households, especially for racial and ethnic minority households, and for special needs populations. The end goal is to close the gap between demand for and supply of affordable housing and to expand the affordable housing options of LMI households.
	<b>Basis for Relative Priority</b>	The 2015 AHACO platform cited a gap of 54,000 affordable units in Franklin County and a goal of cutting the gap in half over ten years. The sum of ELI renters with severe cost burden (37,505) and ELI and VLI owners with severe cost burden (15,920)—53,425 households—is nearly the same as the AHACO gap figure. However, there other indicators in the report that could be used to quantify the affordable housing gap and set a goal. These include affordable housing supply deficit data and information on affordable housing waitlists.

<b>2</b>	<b>Priority Need Name</b>	Ensure equal access to Housing
	<b>Priority Level</b>	High
	<b>Population</b>	Extremely Low Low Moderate Middle Large Families Families with Children Elderly Public Housing Residents Elderly Persons with Mental Disabilities Persons with Physical Disabilities Persons with Developmental Disabilities
	<b>Geographic Areas Affected</b>	
	<b>Associated Goals</b>	Program Management, capacity building and/or admin Provide housing for special needs populations Provide homebuyer education and other counseling Ensure equal access to housing Increase access to housing and emergency shelter
	<b>Description</b>	The Needs Assessment and Market Analysis showed that some populations have disproportionately greater housing burdens and/or greater risk of housing instability and homelessness than the general population. There is also evidence that some populations, such as racial and ethnic minorities, face barriers to affordable housing beyond those experienced by the general public (i.e. discriminatory practices, access to credit, etc.). The City of Columbus is dedicated to ensuring that all residents have equal opportunities to access safe, sanitary, and affordable housing and that no populations should experience disproportionately greater needs for or barriers to housing.

	<b>Basis for Relative Priority</b>	<p>From January 1, 2013 through July 2018, HUD received 148 formal complaints of alleged housing discrimination occurring within the jurisdiction of the City of Columbus and 78 complaints for other cities in Franklin County. The complete data tables provided by HUD are included as an appendix to this report with the HUD case file number, violation City, filing date, closure date, basis of complaint, issues cited, closure reason, and monetary relief provided for each filed case for the years 2013 – 2018.</p> <p>Given the levels of racial and income segregation that remain in the central Ohio area, the city believes that these reports may not show the full picture of housing discrimination. The city intends to review its strategies surrounding affirmatively furthering fair housing in order to address the impediments outlined in the City and County's joint Analysis of Impediments.</p>
3	<b>Priority Need Name</b>	Increase self-sufficiency of Low Income Residents
	<b>Priority Level</b>	High
	<b>Population</b>	Extremely Low Low Moderate Middle
	<b>Geographic Areas Affected</b>	
	<b>Associated Goals</b>	Program Management, capacity building and/or admin Ensure equal access to housing Foster business expansions in areas of need Foster development of skills for residents in need Provide educational/recreational youth programs
	<b>Description</b>	LMI households have greater housing and supportive service needs, many related to their financial circumstance, than the general population. The City is committed to funding programs that foster opportunities to close the income/education/skills gap between LMI residents and residents who are not experiencing financial hardship. This includes programs that have a long-range goal of helping LMI families begin to move out of poverty, especially those that focus on providing workforce training and development for LMI residents.

	<b>Basis for Relative Priority</b>	The Needs Assessment shows that there are a large number of LMI households in Columbus. As discussed in the Market Analysis, several neighborhoods have a very high concentration of low income families, many of which have children. These neighborhoods often lack assets found in more affluent neighborhoods. Focus group participants mentioned that it is vital that the public continues to fund recreational and educational programs in low income neighborhoods to help address the lack of existing assets and amenities.
4	<b>Priority Need Name</b>	Homelessness mitigation and Prevention
	<b>Priority Level</b>	High
	<b>Population</b>	Chronic Homelessness
	<b>Geographic Areas Affected</b>	
	<b>Associated Goals</b>	Program Management, capacity building and/or admin Increase access to housing and emergency shelter
	<b>Description</b>	CSB along with its partner agencies are designing and implementing a transformational new system designed to move single adults more quickly into stable housing, stop repeat homelessness, and add more capacity when overflow demands are high to make sure everyone who needs shelter is able to access it. There are three key components to this system: first, case managers called Navigators will link with a person when they enter the homeless system and work with them throughout their stay; second, relationships with key partner agencies will be strengthened and enhanced.

	<b>Basis for Relative Priority</b>	<p>Columbus and Franklin County have a well-developed Continuum of Care, which outlines the housing facilities and supportive services offered to homeless individuals and families. Community Shelter Board is the central organization responsible for coordinating the community’s response to homelessness. CSB is responsible for providing services that range from homelessness policy development to the allocation of public and private funds for shelter and housing facilities and supportive services.</p> <p>The system currently has capacity to place an estimated 455 single adults who are experiencing or are at-risk of chronic homelessness in permanent supportive housing (PSH) each year. The projection for an annualized number of chronic homeless individuals is 290. Of these individuals, 90 percent (261) need permanent supportive housing while 10 percent (29) require only rapid re-housing interventions to successfully resolve their homelessness. Current PSH capacity is therefore sufficient to meet the need for PSH among single adults who are chronically homeless annually. However, it is estimated that 20 percent of non-chronically homeless single adults who are homeless each year (1,233) also require PSH due to their severe service needs and barriers to housing stability. An estimated 1,494 PSH placement options are needed in total annually for single adults, when including those with severe service needs who are at-risk of becoming chronically homeless. Improvements are also needed related to identifying and prioritizing people who are chronically homeless for existing PSH and lowering barriers to PSH (e.g., restrictions related to criminal history).</p>
5	<b>Priority Need Name</b>	Reduce poverty and enhance economic opportunity
	<b>Priority Level</b>	High
	<b>Population</b>	Extremely Low Low Moderate Middle
	<b>Geographic Areas Affected</b>	
	<b>Associated Goals</b>	<p>Program Management, capacity building and/or admin</p> <p>Ensure equal access to housing</p> <p>Foster business expansions in areas of need</p> <p>Foster development of skills for residents in need</p> <p>Provide educational/recreational youth programs</p>

	<b>Description</b>	Many of the City’s LMI neighborhoods lack access to places of employment, grocery stores/healthy foods, and other necessary business services. Supporting the revitalization of business districts in LMI neighborhoods provides essential business services to these areas and creates additional job opportunities for residents. Additionally, the City of Columbus is dedicated to ensuring that its communities provide residents a high quality of life. The revitalization of business districts grows the local economy, increases tax revenues, and can provide employment opportunities for residents living in LMI areas.
	<b>Basis for Relative Priority</b>	Employment that pays a wage sufficient to cover housing and other essential needs is key to both preventing and ending homelessness. Many people who experience homelessness struggle to find and keep employment and find that housing loss and employment loss are mutually-reinforcing crises. According to the National Low-Income Housing Coalition Out of Reach Data in Columbus and Franklin County, the full-time wage needed to afford a 2-bedroom apartment at Fair Market Rent (FMR) is \$17 per hour or approximately \$3,000 per month. A renter would need 2.1 full time jobs at minimum wage to afford a 2-bedroom apartment at FMR. The average monthly household income for people served in emergency shelters is \$451 (\$587 for families, \$416 for men, and \$471 for women). Only 5 percent of households earned \$20,000 – \$40,000 annually. Increasing household income through employment reduces housing cost burden and increases available income for other critical needs, including costs for securing new housing. It also reduces overall cost, intensity, and duration of emergency shelter and re-housing assistance needed to end a homeless episode.
<b>6</b>	<b>Priority Need Name</b>	Public Facility and Infrastructure Improvements
	<b>Priority Level</b>	High
	<b>Population</b>	Extremely Low Low Moderate Middle
	<b>Geographic Areas Affected</b>	
	<b>Associated Goals</b>	Program Management, capacity building and/or admin Ensure safe and sanitary property conditions Improve health outcomes Public facilities/Infrastructure improvements

	<b>Description</b>	Public facilities and infrastructure play a vital role in making the City and neighborhoods work for residents and business. The City will continue to support programs focused on public improvements and maintaining/creating infrastructure necessary to meet the everyday needs of people and businesses.
--	--------------------	---



	<p><b>Basis for Relative Priority</b></p>	<p>During the focus groups, participants noted that many neighborhoods in Columbus are in need of public improvements and infrastructure maintenance in order to meet the needs of residents and businesses. In addition, it was the most prioritized need in our community survey. More specifically, the most frequent transportation-related topic in the focus groups was the need for ADA compliant pedestrian infrastructure throughout the city.</p> <p>The Mid Ohio Regional Planning Commission (MORPCs) most recent version of the Local Crash Fact Sheets (2011-2015) for Columbus highlights that pedestrian crashes accounted for less than 2% of all crashes but 23% of all fatalities and 15% of all serious injuries.</p> <p>MORPC also publishes a State of Safety Report for the region, which includes a bit of a deeper dive for “vulnerable roadway users” such as pedestrians and bicycles. Highlights from the most recent 2013-2017 data:</p> <ul style="list-style-type: none"> <li>• Pedestrian fatalities increased 64 percent from 2013 to 2017.</li> <li>• Over the last five years, pedestrians were reported to be at fault in 44 percent of all pedestrian crashes, but 69 percent of fatal crashes.</li> </ul> <p>Finally, MORPC just released their 2019 Central Ohio Transportation Safety Plan which includes Vulnerable Roadway Users as one of its priority emphasis areas. Again some highlights from the plan:</p> <ul style="list-style-type: none"> <li>• The total number of crashes involving pedestrians increased by 18.5 percent.</li> <li>• The total number of pedestrian fatalities increased by 71.4 percent.</li> <li>• The total number of serious injuries to pedestrians increased by 25.3 percent</li> <li>• The Action Plan recommends the following for Vulnerable Roadway Users:STRATEGY 5: Construct proven and innovative pedestrian infrastructure to maximize safety and accessibility to transit and destinations.Construct infrastructure that prioritizes pedestrian safety and accessibility, including ADA infrastructure, pedestrian curb bump-outs, high-visibility crosswalks, etcConstruct first/last mile infrastructure improvements that maximize pedestrian safety and access to transit stops.Prioritize construction projects that bridge gaps in the sidewalk networks. A gap is a missing connection between two existing sidewalks.</li> </ul>
7	<p><b>Priority Need Name</b></p>	<p>Increase Public Safety and Improve Health outcomes</p>
	<p><b>Priority Level</b></p>	<p>Low</p>

<b>Population</b>	<p>Extremely Low  Low  Moderate  Middle  Large Families  Families with Children  Persons with HIV/AIDS and their Families</p>
<b>Geographic Areas Affected</b>	
<b>Associated Goals</b>	<p>Program Management, capacity building and/or admin  Ensure safe and sanitary property conditions  Improve health outcomes  Provide housing and services for persons with HIV</p>
<b>Description</b>	<p>Federal HOPWA funds are used to provide supportive housing services that meet the needs of persons living with HIV/AIDS. The goal within HIV Prevention and Care is to diagnose all people living with HIV/AIDS (PLWHA), so that they know their status. Then, to link these individuals to consistent, high-quality medical care, so that they can achieve viral suppression. Once an individual is virally suppressed, the focus can shift to meeting other needs that are more consistent with the general population, such as safe and stable housing and employment.</p> <p>Based on data analyzed in the Needs Assessment, there are 4,493 PLWHA in central Ohio. Currently, there are 209 housing units in the Columbus metro area designated for PLWHA and their families. During the special needs population focus group, public health experts discussed that PLWHA are remaining in assisted housing for longer periods of time and this has resulted in fewer openings for new residents in need of assistance.</p> <p>Maintaining adequate and stable housing is a cornerstone to maintaining medication adherence, consistently attending medical appointments and ultimately achieving viral suppression. Employing the Housing First strategy is an essential component to linking newly diagnosed persons with HIV care. In addition, medical case managers are needed for retention in care and to assist with addressing other social barriers or identifying additional resources.</p> <p>In addition, Providing youth with opportunities for recreational and educational activities, especially those from low income families can play an important role in a child’s development. Recreational and educational programs may also act as affordable and beneficial alternatives to expensive childcare options for working parents in LMI income families.</p>

<p><b>Basis for Relative Priority</b></p>	<p>Based on data analyzed in the Needs Assessment, there are 4,493 PLWHA in central Ohio. Currently, there are 209 housing units in the Columbus metro area designated for PLWHA and their families. During the special needs population focus group, public health experts discussed that PLWHA are remaining in assisted housing for longer periods of time and this has resulted in fewer openings for new residents in need of assistance. Maintaining adequate and stable housing is a cornerstone to maintaining medication adherence, consistently attending medical appointments and ultimately achieving viral suppression. Employing the Housing First strategy is an essential component to linking newly diagnosed persons with HIV care. In addition, medical case managers are needed for retention in care and to assist with addressing other social barriers or identifying additional resources.</p>
---	--

**Narrative (Optional)**

## SP-30 Influence of Market Conditions – 91.215 (b)

### Influence of Market Conditions

<b>Affordable Housing Type</b>	<b>Market Characteristics that will influence the use of funds available for housing type</b>
Tenant Based Rental Assistance (TBRA)	Historically low rental vacancy rates; incomes are not keeping up with rising rental costs, leading to increasing housing cost burden rates; very high demand for Housing Choice (Section 8) vouchers; a gap of housing units for extremely low income households; a lack of affordable units for large family households; a lack of housing units for disabled populations; difficulty transitioning participants with HOPWA-funded housing to other housing subsidies due to a lack of resources; lack of deeply affordable units in close proximity to service providers to assist at-risk populations with housing and other needs; need for additional partnerships between affordable housing landlords/property managers and social service organizations.
TBRA for Non-Homeless Special Needs	Historically low rental vacancy rates; incomes are not keeping up with rising rental costs, leading to increasing housing cost burden rates; very high demand for Housing Choice (Section 8) vouchers; a gap of housing units for extremely low income households; a lack of affordable units for large family households; a lack of housing units for disabled populations; difficulty transitioning participants with HOPWA-funded housing to other housing subsidies due to a lack of resources; lack of deeply affordable units in close proximity to service providers to assist at-risk populations with housing and other needs; need for additional partnerships between affordable housing landlords/property managers and social service organizations.
New Unit Production	Historically low rental vacancy rates; incomes are not keeping up with rising rental costs, leading to increasing housing cost burden rates; very high demand for Housing Choice (Section 8) vouchers; a gap of housing units for extremely low income households; a lack of affordable units for large family households; a lack of housing units for disabled populations; rising rental and homeownership costs, increasing land costs; need for additional partnerships between affordable housing developers/providers and social service organizations; large share of units recently developed units are not affordable for households earning below 80% of AMI; need for affordable housing in high opportunity neighborhoods; insufficient sources for financing deeply affordable units; insufficient sources of funding for ongoing operating costs of deeply affordable units.

<b>Affordable Housing Type</b>	<b>Market Characteristics that will influence the use of funds available for housing type</b>
Rehabilitation	A tight lending market prevents many low-income homeowners from acquiring home improvement financing; the share of elderly homeowners is projected to increase, leading to an increased need for assistance with homeowner maintenance and repair as well as accessibility improvements; older housing stock located in concentrated areas of poverty is at risk for deterioration; incomes are not keeping up with rising housing costs, leading to increasing housing cost burden rates; affordable housing in neighborhoods undergoing revitalization is at risk of conversion to market rate.
Acquisition, including preservation	Changes in demographics are influencing the amount of homebuyer acquisitions due to shifts toward rental housing; vacancy rates have remained very low; the strong market-rate rental market is increasing the need to preserve affordable rentals, as converting substandard rental housing to market-rate can be very desirable for property owners and make it more difficult for low- and moderate-income households to acquire property as homeowners.

**Table 52 – Influence of Market Conditions**

## SP-35 Anticipated Resources - 91.215(a)(4), 91.220(c)(1,2)

### Introduction

At the time of submitting the 2020-2024 Consolidated Plan, the City knows the 2020 allocations for HUD funding. The expected amounts available the remainder of the Con Plan is based on the assumption that the City will receive at least the amounts allocated in 2020 for the each year following.

### Anticipated Resources

Program	Source of Funds	Uses of Funds	Expected Amount Available Year 1				Expected Amount Available Remainder of ConPlan \$	Narrative Description
			Annual Allocation: \$	Program Income: \$	Prior Year Resources: \$	Total: \$		
CDBG	public - federal	Acquisition Admin and Planning Economic Development Housing Public Improvements Public Services	7,460,088	300,000	2,327,822	10,087,910	29,840,352	

Program	Source of Funds	Uses of Funds	Expected Amount Available Year 1				Expected Amount Available Remainder of ConPlan \$	Narrative Description
			Annual Allocation: \$	Program Income: \$	Prior Year Resources: \$	Total: \$		
HOME	public - federal	Acquisition Homebuyer assistance Homeowner rehab Multifamily rental new construction Multifamily rental rehab New construction for ownership TBRA	4,458,293	300,000	9,208,244	13,966,537	17,833,172	
HOPWA	public - federal	Permanent housing in facilities Permanent housing placement Short term or transitional housing facilities STRMU Supportive services TBRA	1,211,766	0	858,143	2,069,909	4,847,064	

Program	Source of Funds	Uses of Funds	Expected Amount Available Year 1				Expected Amount Available Remainder of ConPlan \$	Narrative Description
			Annual Allocation: \$	Program Income: \$	Prior Year Resources: \$	Total: \$		
ESG	public - federal	Conversion and rehab for transitional housing Financial Assistance Overnight shelter Rapid re-housing (rental assistance) Rental Assistance Services Transitional housing	623,661	0	0	623,661	2,494,644	
Other	public - federal	Other	14,846,600	0	0	14,846,600	0	HUD CARES Act ESG Allocation Round 1, \$2,150,555 and Round 2 \$8,102,095. Funds will be used to prevent, prepare for and respond to the COVID-19 pandemic within the City's shelter system.

Table 53 - Anticipated Resources

**Explain how federal funds will leverage those additional resources (private, state and local funds), including a description of how matching requirements will be satisfied**



The City intends to use general funds to satisfy the ESG match requirement as part of the city's commitment under the A Place to Call Home program. The City intends to allocate Capital bonds to affordable housing projects and utilize funds provided to the Affordable Housing Trust for Columbus and Franklin County from the Bed Tax to match the HOME grant for each of the next 5 years.

**If appropriate, describe publically owned land or property located within the jurisdiction that may be used to address the needs identified in the plan**

Aside from city-owned land bank lots being utilized for housing development, the city has no other plans to utilize publically owned land for projects at this time.

**Discussion**

**Each year, during the Action Plan processes, the City utilizes an estimate to budget for the coming year's programming. In order to plan for the funding, the estimate is based on the prior year allocation and an estimate of Program Income expected for the that year. The City budgets for the full amount of expected funding.**

## SP-40 Institutional Delivery Structure – 91.215(k)

Explain the institutional structure through which the jurisdiction will carry out its consolidated plan including private industry, non-profit organizations, and public institutions.

Responsible Entity	Responsible Entity Type	Role	Geographic Area Served
COLUMBUS	Government	Economic Development Homelessness Non-homeless special needs Ownership Planning Rental neighborhood improvements public facilities public services	Jurisdiction
COMMUNITY SHELTER BOARD	Subrecipient	Homelessness Planning	Region
CMHA	PHA	Public Housing	Jurisdiction
Equitas Health	Subrecipient	Non-homeless special needs Rental public services	Region
CAPC Lancaster/Fairfield Co Area	Subrecipient	Non-homeless special needs Rental public services	Region

**Table 54 - Institutional Delivery Structure**

### Assess of Strengths and Gaps in the Institutional Delivery System

#### **CDBG**

CDBG funding is currently split between 4 to 5 departments annually. Each department identifies projects and then implements those projects to address identified needs in the Consolidated Plan. The Department of Finance and Management's Grants Management section assists in overall grant administration and reporting.

#### **HOME**

The HOME program is managed by the City's Department of Development, Housing Division. The housing division runs 4 HOME funded programs, ADDI, HDP, TBRA, and Rental Housing development. The City partners with non profit developers and training providers to assist with marketing the program, identifying beneficiaries, and constructing units.

### **ESG**

Emergency Solutions Grant (ESG) provides funding for the purpose of preventing homelessness and providing emergency shelter and includes initiatives of rapid rehousing and stabilization for individuals and families experiencing homelessness. Additionally, the grant is used to support the community's Homeless Management Information System to guarantee that the community's plan to end homelessness is based on the most applicable and current homeless data available. To this end, the City of Columbus Department of Development contracts with the Community Shelter Board (CSB) to administer ESG funds on behalf of the City. CSB is a local nonprofit organization that leads a coordinated, community effort to make sure everyone has a place to call home. CSB is the collective impact organization driving strategy, accountability, collaboration, and resources to achieve the best outcomes for people facing homelessness in Columbus and Franklin County. The Community Shelter Board has been selected to administer ESG funds because of their history in working with the City of Columbus and the homeless service community in the funding and coordination of services to homeless individuals and families, as well as, their established administrative procedures to effectively and efficiently implement such services.

### **HOPWA**

One of the primary strengths of Columbus Public Health's (CPH) delivery system is its development of a coordinated system of housing services for low-income persons living with HIV/AIDS in the Columbus MSA. In addition to managing HOPWA funding, CPH also administers Ryan White Part A funding and provides additional housing services to low-income persons living with HIV/AIDS in the Columbus MSA. Through HOPWA and Ryan White Part A funding, CPH has strived to create a seamless, coordinated system of housing services that include 1.) emergency financial assistance; 2.) short-term assistance with housing and utilities; and 3.) long-term housing subsidy assistance; all with wrap-around housing case management support intended to improve health outcomes for persons living with HIV/AIDS. The greatest challenge in the delivery system is securing safe, affordable housing units for persons living with HIV/AIDS. Challenges with securing housing units in the Columbus MSA include 1.) finding landlords who are willing to accept a subsidy payment; 2.) increased cost of rent, oftentimes exceeding FMR, and reducing the availability of affordable housing units; and 3.) client rental history, criminal history, and/or large amounts owed in back utility bills.

### **Availability of services targeted to homeless persons and persons with HIV and mainstream services**

Homelessness Prevention Services	Available in the Community	Targeted to Homeless	Targeted to People with HIV
<b>Homelessness Prevention Services</b>			
Counseling/Advocacy	X	X	X
Legal Assistance	X		
Mortgage Assistance			
Rental Assistance	X	X	X
Utilities Assistance	X	X	X
<b>Street Outreach Services</b>			
Law Enforcement	X	X	X
Mobile Clinics			X
Other Street Outreach Services	X	X	X
<b>Supportive Services</b>			
Alcohol & Drug Abuse	X		
Child Care	X		
Education	X		
Employment and Employment Training	X		
Healthcare	X		
HIV/AIDS	X		
Life Skills	X		
Mental Health Counseling	X		
Transportation	X		
<b>Other</b>			

**Table 55 - Homeless Prevention Services Summary**

**Describe how the service delivery system including, but not limited to, the services listed above meet the needs of homeless persons (particularly chronically homeless individuals and families, families with children, veterans and their families, and unaccompanied youth)**

CSB is the primary organization charged with coordinating efforts to end homelessness in the City of Columbus and Franklin County. CSB is a public-private partnership organization that creates collaborations among providers and is the central entity responsible for allocating funding to the various programs working to end homelessness in the community. In this role, CSB oversees more than \$13 million in funding for homelessness prevention initiatives, emergency shelters, transitional housing services, and permanent supportive housing. Since CSB acts as the community’s single coordinating body, they are able to bring together diverse organizations in Columbus and Franklin County to collaborate and work together as a system rather than as a fragmented set of resources. These collaborations include: Rebuilding Lives Funder Collaborative, Continuum of Care Steering Committee, Critical Access to Housing initiative, Adult System Providers, Family System Providers, Supportive Housing Providers, and Citizens Advisory Council. CSB addresses homelessness through a broad based community plan called A Place to Call Home. The A Place to Call Home plan is made up of a

comprehensive and interrelated set of strategies to decrease the number of people who experience homelessness. CSB works with its partner agencies on four goals in the A Place to Call Home plan: 1. Access: Through “access,” people at imminent risk of homelessness are linked to community resources. Access is a deliberate and coordinated effort of resources. Benefits and care systems are made available efficiently and quickly. 2. Crisis Response: People experiencing homelessness receive assistance to address their immediate housing crisis. Crisis Response is the alliance of emergency services that respond to address an immediate housing need. The goal is to ensure that no one is homeless or on the streets. 3. Transition: The primary goal here is to transition people, who are experiencing homelessness, from crisis to stability. In this stage, clients are guided from homelessness to stable housing. 4. Advocacy: The goal of advocacy is to leverage public policy to work toward ending homelessness.

The Central Ohio HIV Planning Alliance (COHPA), engages people living with HIV/AIDS and stakeholders to provide input on the HOPWA and Ryan White HIV Care planning process. The mission of COHPA is to improve access to and the quality of care/life for people living with HIV/AIDS and at-risk of acquiring HIV/AIDS. COHPA works to accomplish this through collaboration, accountability, and communication. Examples of responsibilities of COHPA include assisting with integration planning, priority setting, and coordination of services. For more information services for persons with HIV/AIDS, please see the HOPWA section above.

**Describe the strengths and gaps of the service delivery system for special needs population and persons experiencing homelessness, including, but not limited to, the services listed above**

Please see above for information on the service delivery system for special needs populations and persons experiencing homeless.

**Provide a summary of the strategy for overcoming gaps in the institutional structure and service delivery system for carrying out a strategy to address priority needs**

During the 2015-2019 Consolidated planning process, the City of Columbus underwent a review of the effectiveness and efficiency of the HUD funded entitlement programs. From this review came a number of changes to long standing programs designed to spend money faster and better address community needs. The next step in this process is for the City to reevaluate how funds are budgeted, how projects are identified, and the capacity of non profit partners and City departments utilizing funding. The Grants Management team in Finance and Management will begin work on this initiative in mid-2020.

## SP-45 Goals Summary – 91.215(a)(4)

### Goals Summary Information

Sort Order	Goal Name	Start Year	End Year	Category	Geographic Area	Needs Addressed	Funding	Goal Outcome Indicator
1	Preserve and expand affordable housing	2020	2024	Affordable Housing Non-Homeless Special Needs		Increase Access to Affordable Housing		Rental units constructed: 25 Household Housing Unit  Rental units rehabilitated: 25 Household Housing Unit  Homeowner Housing Added: 50 Household Housing Unit  Homeowner Housing Rehabilitated: 25 Household Housing Unit  Direct Financial Assistance to Homebuyers: 300 Households Assisted  Tenant-based rental assistance / Rapid Rehousing: 250 Households Assisted

Sort Order	Goal Name	Start Year	End Year	Category	Geographic Area	Needs Addressed	Funding	Goal Outcome Indicator
2	Program Management, capacity building and/or admin	2020	2024	Non-Housing Community Development Capacity building		Increase Access to Affordable Housing Ensure equal access to Housing Increase self-sufficiency of Low Income Residents Public Facility and Infrastructure Improvements Reduce poverty and enhance economic opportunity Increase Public Safety and Improve Health outcomes Homelessness mitigation and Prevention		Other: 10 Other

Sort Order	Goal Name	Start Year	End Year	Category	Geographic Area	Needs Addressed	Funding	Goal Outcome Indicator
3	Ensure safe and sanitary property conditions	2020	2024	Affordable Housing Non-Housing Community Development		Increase Access to Affordable Housing Public Facility and Infrastructure Improvements Increase Public Safety and Improve Health outcomes		Public Facility or Infrastructure Activities other than Low/Moderate Income Housing Benefit: 10000 Persons Assisted  Rental units rehabilitated: 25 Household Housing Unit  Housing Code Enforcement/Foreclosed Property Care: 4000 Household Housing Unit
4	Provide housing for special needs populations	2020	2024	Affordable Housing Public Housing Homeless Non-Homeless Special Needs		Increase Access to Affordable Housing Ensure equal access to Housing		Homelessness Prevention: 100 Persons Assisted  Housing for Homeless added: 200 Household Housing Unit  HIV/AIDS Housing Operations: 100 Household Housing Unit
5	Provide homebuyer education and other counseling	2020	2024	Non-Housing Community Development		Ensure equal access to Housing		Public service activities other than Low/Moderate Income Housing Benefit: 250 Persons Assisted



Sort Order	Goal Name	Start Year	End Year	Category	Geographic Area	Needs Addressed	Funding	Goal Outcome Indicator
6	Ensure equal access to housing	2020	2024	Affordable Housing		Increase Access to Affordable Housing Ensure equal access to Housing Increase self-sufficiency of Low Income Residents Reduce poverty and enhance economic opportunity		Other: 10 Other
7	Foster business expansions in areas of need	2020	2024	Non-Housing Community Development		Increase self-sufficiency of Low Income Residents Reduce poverty and enhance economic opportunity		Public service activities other than Low/Moderate Income Housing Benefit: 2500 Persons Assisted
8	Foster development of skills for residents in need	2020	2024	Non-Housing Community Development		Increase self-sufficiency of Low Income Residents Reduce poverty and enhance economic opportunity		Public service activities other than Low/Moderate Income Housing Benefit: 250 Persons Assisted  Businesses assisted: 10 Businesses Assisted

Sort Order	Goal Name	Start Year	End Year	Category	Geographic Area	Needs Addressed	Funding	Goal Outcome Indicator
9	Provide educational/recreational youth programs	2020	2024	Non-Housing Community Development		Increase self-sufficiency of Low Income Residents Reduce poverty and enhance economic opportunity		Public service activities other than Low/Moderate Income Housing Benefit: 2500 Persons Assisted
10	Improve health outcomes	2020	2024	Non-Housing Community Development		Public Facility and Infrastructure Improvements Increase Public Safety and Improve Health outcomes		Other: 10 Other
11	Provide housing and services for persons with HIV	2020	2024	Non-Homeless Special Needs		Increase Access to Affordable Housing Increase Public Safety and Improve Health outcomes		HIV/AIDS Housing Operations: 100 Household Housing Unit
12	Increase access to housing and emergency shelter	2020	2024	Homeless		Ensure equal access to Housing Homelessness mitigation and Prevention		Homelessness Prevention: 1000 Persons Assisted

Sort Order	Goal Name	Start Year	End Year	Category	Geographic Area	Needs Addressed	Funding	Goal Outcome Indicator
13	Public facilities/Infrastructure improvements	2020	2024	Non-Housing Community Development		Public Facility and Infrastructure Improvements		Public Facility or Infrastructure Activities for Low/Moderate Income Housing Benefit: 10000 Households Assisted

Table 56 – Goals Summary

### Goal Descriptions

1	<b>Goal Name</b>	Preserve and expand affordable housing
	<b>Goal Description</b>	Funds will be used for programs and activities that are dedicated to the preservation and expansion of healthy and affordable housing.
2	<b>Goal Name</b>	Program Management, capacity building and/or admin
	<b>Goal Description</b>	Projects under this goal will cover the administrative costs of programming and also capacity building activities both within the city and with our non-profit partners.
3	<b>Goal Name</b>	Ensure safe and sanitary property conditions
	<b>Goal Description</b>	Funds will be used to clean up blighted structures and properties to ensure that vacant, abandoned, or neglected properties do not pose health, safety, or financial threats to residents and communities.
4	<b>Goal Name</b>	Provide housing for special needs populations
	<b>Goal Description</b>	Funds will be used to provide housing with supportive services that meet the needs of special needs populations. Special Needs populations, such as persons with mental, physical and/developmental disabilities, veterans, persons addicted to alcohol or other drugs, and persons released from prison often have housing and supportive service needs that are unique to their circumstance. Connecting these individuals to the appropriate supportive services often increases the likelihood that they will remain in safe and stable housing.

5	<b>Goal Name</b>	Provide homebuyer education and other counseling
	<b>Goal Description</b>	Funds will be used on counseling programs and activities.
6	<b>Goal Name</b>	Ensure equal access to housing
	<b>Goal Description</b>	Funds will be used for programs that work to ensure that all residents have equal opportunities to access safe, sanitary, and affordable housing and that no populations should experience disproportionately greater needs for, or barriers to, housing. Funds will be used to support and further fair housing laws and standards.
7	<b>Goal Name</b>	Foster business expansions in areas of need
	<b>Goal Description</b>	Funds will be used to provide support to ongoing efforts to revitalize business districts in neighborhoods of economic need. The revitalization of business districts grows the local economy, increases tax revenues, and can provide employment opportunities for residents living in low to moderate income areas.
8	<b>Goal Name</b>	Foster development of skills for residents in need
	<b>Goal Description</b>	Funds will be used for programs that foster workforce development opportunities that close the skills gap for low to moderate income residents. This includes programs that have a long-range goal of helping low and moderate income families begin to move out of poverty.
9	<b>Goal Name</b>	Provide educational/recreational youth programs
	<b>Goal Description</b>	The purpose of this goal is to provide educational and recreational opportunities to youth through after-school and summer activities and other programs.
10	<b>Goal Name</b>	Improve health outcomes
	<b>Goal Description</b>	Funds will be used to improve health outcomes in low income areas.

<b>11</b>	<b>Goal Name</b>	Provide housing and services for persons with HIV
	<b>Goal Description</b>	Funds will be used to provide supportive housing services that meet the needs of persons living with HIV/AIDS (PLWHA). The goal within HIV Prevention and Care is to diagnose all PLWHA, so that they know their status. Then, link these individuals to consistent, high-quality medical care, so that they can achieve viral suppression. Once an individual is virally suppressed, the chances of them spreading the infection is substantially reduced, thus there become fewer new infections
<b>12</b>	<b>Goal Name</b>	Increase access to housing and emergency shelter
	<b>Goal Description</b>	Funds will be used to support ongoing efforts to provide homelessness prevention and homeless services. The Community Shelter Board along with its partner agencies are designing and implementing a transformational new system designed to move single adults more quickly into stable housing, stop repeat homelessness, and add more capacity when overflow demands are high to make sure everyone who needs shelter is able to get it.
<b>13</b>	<b>Goal Name</b>	Public facilities/Infrastructure improvements
	<b>Goal Description</b>	Funds will be used for Public facilities/Infrastructure improvements

**Estimate the number of extremely low-income, low-income, and moderate-income families to whom the jurisdiction will provide affordable housing as defined by HOME 91.315(b)(2)**

The estimate for the number of affordable housing units to be provided over the 2020-2024 is:

- 50 assisted rental units
- 50 assisted homeowner units with CHDO partners
- 300 households will receive down payment assistance
- 250 households will be served by accessing tenant-based rental assistance.

## **SP-50 Public Housing Accessibility and Involvement – 91.215(c)**

### **Need to Increase the Number of Accessible Units (if Required by a Section 504 Voluntary Compliance Agreement)**

Not applicable.

### **Activities to Increase Resident Involvements**

CMHA provides staff support for seven Resident Councils at its public housing communities and a Jurisdiction-wide Resident Council. The Resident Councils provide a vehicle to engage residents in the operation of CMHA and their communities. Resident Councils hold regular meetings attended by residents and CMHA staff; organize and host education, safety, and social programs; and provide input to the CMHA Annual and 5-Year Plan. CMHA also provides targeted on- and off-site activities to engage residents and link them with services and programs in the community. These include Family Community Days, Health and Wellness Fairs, a summer picnic, summer camp and after-school programs, and the annual Harmony Ball for seniors. In addition, residents also participate in CMHA's HUD Family Self-Sufficiency Program. Voucher-holders and public housing residents can undertake a self-sufficiency plan focused on achieving full-time employment. CMHA provides case management and service coordination and HUD makes deposits into an escrow account based on the resident achieving increases in earned income. Finally, as part of our Choice Neighborhoods Implementation Grant for the Near East Side neighborhood and Poindexter Village, a system is being established to provide intensive case management and service coordination for the former Poindexter Village public housing residents.

### **Is the public housing agency designated as troubled under 24 CFR part 902?**

No

### **Plan to remove the 'troubled' designation**

Not applicable.

## **SP-55 Barriers to affordable housing – 91.215(h)**

### **Barriers to Affordable Housing**

Public policies, depending on their structure, can act as barriers to affordable housing or promote it. These public policies can originate at various levels of government, such as federal, state, or local. In addition, the level of government instituting such policies can affect a community's ability to adopt or amend those policies.

#### **City Policies Impacting Affordable housing development and residential investment:**

In 2018, Columbus adopted tax abatement incentives to encourage the development of affordable housing units in new mixed-income and mixed-use developments in areas of the City designated as Market Ready Areas, Ready for Revitalization, or Ready for Opportunity. Importantly, to help maintain the incentive to keep units affordable, the tax abatements cease if the affordable units are no longer occupied by qualified persons within 80%-100% AMI. The City's inclusionary policies could be strengthened further to incorporate other development incentives like density bonuses, reduced parking or design waivers, variances, or expedited permitting for the development of affordable or low-income housing or housing for protected classes.

#### **Policies that act as barriers to affordable housing choice in Columbus, but are outside the City's control, include:**

##### **Inadequate National Funding for the Housing Choice Voucher Program (HCVP)**

This situation artificially limits the number of low-income households receiving rental payment assistance for which they qualify, thereby denying many qualifying households the ability to find affordable housing units.

##### **Disposition of Public Housing Units**

CMHA plans to dispose or convert all remaining public housing units in Central Ohio within the next few years. The impact of removing access to public housing units remains to be seen.

##### **Decreasing levels of Federal and State Resources**

The long-term decline of HUD funding, along with cuts in revenue sharing from the State of Ohio, have left communities with fewer funds to implement needed housing and community development programs and services.

### **Strategy to Remove or Ameliorate the Barriers to Affordable Housing**

City of Columbus and community partners throughout Central Ohio, will be conducting a Regional Housing Strategy. Its goal is to foster a housing market where every household with a full-time wage earner can obtain housing in the private market, and to effectively supplement the market where we cannot achieve that goal. This strategy will result in an existing conditions report, a housing investment allocation portfolio, non-financial and regulatory strategies, as well as ways to measure outcomes over time. This strategy will not be completed in time to inform the 2020-2024 Consolidate Plan, and may change the city of Columbus's projects in future Action Plans.



## **SP-60 Homelessness Strategy – 91.215(d)**

### **Reaching out to homeless persons (especially unsheltered persons) and assessing their individual needs**

The City, in partnership with the Community Shelter Board (CSB), has created a unified system to better respond to homeless persons who are not accessing shelter, including a coordinated call and dispatch system, common documentation and shared outcomes for the street and camp outreach program. The Maryhaven Collaborative Outreach Team is improving access to resources for adults living on the streets, reducing the number of adults experiencing long-term street homelessness, reducing frustration for the community trying to help homeless people and achieving better deployment of outreach resources that is resulting in reduced duplication of effort and greater coverage of Franklin County.

### **Addressing the emergency and transitional housing needs of homeless persons**

The Consolidated Plan Homeless Strategy revolves around two target groups: 1) homeless households (individuals and families with children) who have a disabled member and have experienced long-term homelessness and 2) homeless households without a disabled member who have experienced short-term homelessness, as well as households at-risk of homelessness. Strategies for both of these groups involve the prevention of homelessness and, if homelessness occurs, the provision of shelter, transitional housing, permanent housing and supportive services for those in need. The lead agency for the homeless service system in Columbus is CSB. The CSB provides access to shelter beds for men, women and families in Columbus and Franklin County. Beyond providing a secure and clean place to sleep, all programs provide access to basic services such as showers, meals, healthcare and material assistance as well as referrals, supportive services and crisis assistance. Most shelters have resource centers that provide internet access, telephones, employment leads, job training resources and other community resources as well as support staff to assist individuals in obtaining jobs and housing.

### **Helping homeless persons (especially chronically homeless individuals and families, families with children, veterans and their families, and unaccompanied youth) make the transition to permanent housing and independent living, including shortening the period of time that individuals and families experience homelessness, facilitating access for homeless individuals and families to affordable housing units, and preventing individuals and families who were recently homeless from becoming homeless again.**

In partnership with CSB the City has created a unified system for permanent supportive housing. The Unified Supportive Housing System (USHS) includes a centralized eligibility determination and placement, periodic review of tenant needs and "move up" incentives to encourage tenants to be more independent. Fewer adults and families will experience long-term homelessness. Additionally, there are more housing units available, easier access to supportive housing for prospective tenants, one application process and improved targeting of scarce housing resources. People with the greatest needs

receive priority for housing. There is a real system and flow from emergency shelters to the supportive housing programs.

**Help low-income individuals and families avoid becoming homeless, especially extremely low-income individuals and families who are likely to become homeless after being discharged from a publicly funded institution or system of care, or who are receiving assistance from public and private agencies that address housing, health, social services, employment, education or youth needs**

CSB coordinates prevention and shelter diversion programs to assist families and individuals who are homeless, precariously housed, or living on the streets to locate and maintain stable housing. Families and individuals are provided with relocation services, referrals, tenant education and linkage to short-term financial rental assistance in order to quickly resolve the family or individual housing crisis.

## **SP-65 Lead based paint Hazards – 91.215(i)**

### **Actions to address LBP hazards and increase access to housing without LBP hazards**

The City of Columbus addresses Lead Based Paint LBP hazards, and increases access to housing without LBP hazards, through its *Lead Safe Columbus* program. The program uses local and grant funds, through HUD's Office of Lead Hazard Control and Healthy Homes, to generate lead-safe affordable housing and to prevent lead poisoning of children and adults in Columbus. The program provides funding to eligible property owners for purposes related to lead-based paint hazard control. Units can be either tenant-occupied, vacant, or owner-occupied.

In order to qualify for funding, the property must be built before 1978 and located within the City of Columbus boundaries. Preference is given to housing units that have lead poisoned children currently living in the property and properties with children under the age of 6

### **How are the actions listed above related to the extent of lead poisoning and hazards?**

The eligibility requirements for the *Lead Safe Columbus* program ensure that funding is allocated to units at-risk of lead poisoning and LBP hazards. While the resources of the program are available citywide, the property must meet the following conditions:

- Constructed on or before 1978
- Contain one or more residential units where at least 51% of the floor space is used for residential purposes
- Be owner, tenant occupied, or vacant. Properties that are owner occupied must have a child under the age of six living or visiting the property at least 6 hours or more per week.
- Be a single family or multi-family units
- Be occupied by an owner at or below 80% AMI, or a tenant with half of the tenants being at or below 50% AMI. Vacant units must be occupied after abatement work by one of the two populations listed.

Program resources for lead-hazard control work are prioritized to: owner or tenant occupied units with children who have been found to have levels of lead in their blood that is equal to or greater than 10 ug/dl and referred by the Columbus Health Department; or where children under the age of six years old are residing or will likely reside in the near future; units may be vacant or occupied.

### **How are the actions listed above integrated into housing policies and procedures?**

The *Lead Safe Columbus* program targets resources toward low-income families with children, especially those under age six. The program is one strategy that helps address an impediment to fair and affordable housing faced by low-income families with children. In order to qualify for funding resources,

the owner or occupant must be at or below 80% AMI, or if it is a tenant occupied unit, then half of the units assisted must be occupied by tenants at or below 50% AMI, with the other half at or below 80% of AMI. Additionally, if it is a tenant-occupied unit, then rents must be kept affordable for a period of not less than 3 years after the completion of lead hazard control activities.

## **SP-70 Anti-Poverty Strategy – 91.215(j)**

### **Jurisdiction Goals, Programs and Policies for reducing the number of Poverty-Level Families**

The city's anti-poverty strategy includes: wealth building through forgivable second mortgage loans for downpayment assistance and affordability; supportive services at rental sites to link residents to available services and address needs; grants and soft second mortgages to homeowners to address critical repairs to homes so that they can remain in their homes; targeted development in areas with momentum to improve home values for all property owners; and housing and shelter for the homeless.

Programs funded with CDBG and HOME funds provide homeowner and rental rehabilitation and repairs, new construction of rental and homeowner units, and first time homebuyer activities. These activities, that produce and preserve affordable housing, are important in reducing the number of poverty-level families in the city. Using CDBG funding, city programs also support activities that provide child care and recreational activities, health care programs that provide education and training for low income individuals, and economic development programs that require the creation of jobs. Using general fund dollars, the city provides funding for anti-poverty activities such as literacy and job training.

The city implements the federally required Section 3 program which is intended to ensure that when employment or contracting opportunities are generated by HUD funded Section 3 covered projects, preference is given to qualified low and very low income persons or business concerns.

### **How are the Jurisdiction poverty reducing goals, programs, and policies coordinated with this affordable housing plan**

The design and implementation of the plan is reflective of the need to reduce poverty when possible.

## **SP-80 Monitoring – 91.230**

**Describe the standards and procedures that the jurisdiction will use to monitor activities carried out in furtherance of the plan and will use to ensure long-term compliance with requirements of the programs involved, including minority business outreach and the comprehensive planning requirements**

The four entitlement grants fund programs in multiple City Departments. Each department is responsible for the oversight and management of their sub-recipient contracts as well as their own internal programs and initiatives.

For homebuyer and homeowner programs, soft second mortgages and restrictive covenants are placed on the property to prevent transfer during the compliance period without repayment. For rental programs, on-site monitoring is done according to the HOME rules for HOME funded projects. Desk audits are done on NSP rentals.

Columbus Public Health ensures that data are entered monthly into the CAREWare data system, and project narratives are submitted quarterly for the HOPWA Program. These elements are reviewed prior to approving an invoice. The scope of service identifies project deliverables, which are discussed in the monthly and quarterly reports. Furthermore, annual site monitoring visits are conducted. Subrecipients are responsible for submitting monthly fiscal invoices, including programmatic backup documentation, along with quarterly programmatic reports. Client level eligibility data is verified through the CAREWare and RWAD data systems. All elements are reviewed prior to approving invoices. The scope of service identifies project deliverables, which are captured through quarterly reporting. An annual on-site monitoring visit is conducted to review all funded programmatic and fiscal components along with policies.

The Department of Finance and Management Grants Management staff is responsible for ensuring that all departments are complying with all federal, HUD, and city regulations. Staff also provides technical assistance to those responsible for compliance of HUD funded contracts.

## Expected Resources

### AP-15 Expected Resources – 91.220(c)(1,2)

#### Introduction

At the time of submitting the 2020-2024 Consolidated Plan, the City knows the 2020 allocations for HUD funding. The expected amounts available the remainder of the Con Plan is based on the assumption that the City will receive at least the amounts allocated in 2020 for the each year following.

#### Anticipated Resources

Program	Source of Funds	Uses of Funds	Expected Amount Available Year 1				Expected Amount Available Remainder of ConPlan \$	Narrative Description
			Annual Allocation: \$	Program Income: \$	Prior Year Resources: \$	Total: \$		
CDBG	public - federal	Acquisition Admin and Planning Economic Development Housing Public Improvements Public Services	7,460,088	300,000	2,327,822	10,087,910	29,840,352	

Program	Source of Funds	Uses of Funds	Expected Amount Available Year 1				Expected Amount Available Remainder of ConPlan \$	Narrative Description
			Annual Allocation: \$	Program Income: \$	Prior Year Resources: \$	Total: \$		
HOME	public - federal	Acquisition Homebuyer assistance Homeowner rehab Multifamily rental new construction Multifamily rental rehab New construction for ownership TBRA	4,458,293	300,000	9,208,244	13,966,537	17,833,172	
HOPWA	public - federal	Permanent housing in facilities Permanent housing placement Short term or transitional housing facilities STRMU Supportive services TBRA	1,211,766	0	858,143	2,069,909	4,847,064	



Program	Source of Funds	Uses of Funds	Expected Amount Available Year 1				Expected Amount Available Remainder of ConPlan \$	Narrative Description
			Annual Allocation: \$	Program Income: \$	Prior Year Resources: \$	Total: \$		
ESG	public - federal	Conversion and rehab for transitional housing Financial Assistance Overnight shelter Rapid re-housing (rental assistance) Rental Assistance Services Transitional housing	623,661	0	0	623,661	2,494,644	
Other	public - federal	Other	14,846,600	0	0	14,846,600	0	HUD CARES Act ESG Allocation Round 1, \$2,150,555 and Round 2 \$8,102,095. Funds will be used to prevent, prepare for and respond to the COVID-19 pandemic within the City's shelter system.

Table 57 - Expected Resources – Priority Table

**Explain how federal funds will leverage those additional resources (private, state and local funds), including a description of how matching requirements will be satisfied**

The City intends to use general funds to satisfy the ESG match requirement as part of the city's commitment under the A Place to Call Home

program. The City intends to allocate Capital bonds to affordable housing projects and utilize funds provided to the Affordable Housing Trust for Columbus and Franklin County from the Bed Tax to match the HOME grant for each of the next 5 years.

**If appropriate, describe publically owned land or property located within the jurisdiction that may be used to address the needs identified in the plan**

Aside from city-owned land bank lots being utilized for housing development, the city has no other plans to utilize publically owned land for projects at this time.

### **Discussion**

**Each year, during the Action Plan processes, the City utilizes an estimate to budget for the coming year's programming. In order to plan for the funding, the estimate is based on the prior year allocation and an estimate of Program Income expected for the that year. The City budgets for the full amount of expected funding.**

## Annual Goals and Objectives

### AP-20 Annual Goals and Objectives

#### Goals Summary Information

Sort Order	Goal Name	Start Year	End Year	Category	Geographic Area	Needs Addressed	Funding	Goal Outcome Indicator
1	Preserve and expand affordable housing	2020	2024	Affordable Housing Non-Homeless Special Needs		Increase Access to Affordable Housing	HOME: \$11,096,206	Rental units constructed: 47 Household Housing Unit Homeowner Housing Added: 10 Household Housing Unit Direct Financial Assistance to Homebuyers: 60 Households Assisted Tenant-based rental assistance / Rapid Rehousing: 55 Households Assisted
2	Program Management, capacity building and/or admin	2020	2024	Non-Housing Community Development Capacity building			CDBG: \$620,000	Public Facility or Infrastructure Activities other than Low/Moderate Income Housing Benefit: 50 Persons Assisted

Sort Order	Goal Name	Start Year	End Year	Category	Geographic Area	Needs Addressed	Funding	Goal Outcome Indicator
3	Ensure safe and sanitary property conditions	2020	2024	Affordable Housing Non-Housing Community Development		Increase Access to Affordable Housing		Rental units rehabilitated: 10 Household Housing Unit
5	Provide homebuyer education and other counseling	2020	2024	Non-Housing Community Development			HOME: \$50,000	Direct Financial Assistance to Homebuyers: 10 Households Assisted
6	Provide housing for special needs populations	2020	2024	Affordable Housing Public Housing Homeless Non-Homeless Special Needs				
7	Ensure equal access to housing	2020	2024	Affordable Housing			CDBG: \$20,000	Public service activities for Low/Moderate Income Housing Benefit: 60 Households Assisted
8	Foster development of skills for residents in need	2020	2024	Non-Housing Community Development			CDBG: \$100,000	Public Facility or Infrastructure Activities other than Low/Moderate Income Housing Benefit: 500 Persons Assisted
9	Provide educational/recreational youth programs	2020	2024	Non-Housing Community Development		Increase Public Safety and Improve Health outcomes	CDBG: \$619,438	Public Facility or Infrastructure Activities other than Low/Moderate Income Housing Benefit: 258 Persons Assisted

Sort Order	Goal Name	Start Year	End Year	Category	Geographic Area	Needs Addressed	Funding	Goal Outcome Indicator
10	Improve health outcomes	2020	2024	Non-Housing Community Development				
11	Provide housing and services for persons with HIV	2020	2024	Non-Homeless Special Needs			HOPWA: \$899,809	HIV/AIDS Housing Operations: 561 Household Housing Unit
12	Increase access to housing and emergency shelter	2020	2024	Homeless			ESG: \$580,000	Public Facility or Infrastructure Activities other than Low/Moderate Income Housing Benefit: 4000 Persons Assisted
13	Public facilities/Infrastructure improvements	2020	2024	Non-Housing Community Development		Public Facility and Infrastructure Improvements Increase Public Safety and Improve Health outcomes	CDBG: \$6,966,472	Public Facility or Infrastructure Activities other than Low/Moderate Income Housing Benefit: 109352 Persons Assisted

Table 58 – Goals Summary

**Goal Descriptions**

1	<b>Goal Name</b>	Preserve and expand affordable housing
	<b>Goal Description</b>	To promote the rehabilitation and development of housing affordable to low and moderate-income households.

2	<b>Goal Name</b>	Program Management, capacity building and/or admin
	<b>Goal Description</b>	To support the administration, coordination, and management of the City's CDBG, HOME, ESG, and HOPWA programs.
3	<b>Goal Name</b>	Ensure safe and sanitary property conditions
	<b>Goal Description</b>	To support safe property conditions in the City's housing stock.
5	<b>Goal Name</b>	Provide homebuyer education and other counseling
	<b>Goal Description</b>	To support homeownership education opportunities for eligible low- and moderate-income households.
6	<b>Goal Name</b>	Provide housing for special needs populations
	<b>Goal Description</b>	To prevent homelessness for individuals and families at risk of homelessness and to quickly house families experiencing homelessness. Efforts include homeless prevention assistance, tenant-based rental assistance, and rapid re-housing.
7	<b>Goal Name</b>	Ensure equal access to housing
	<b>Goal Description</b>	To support Fair Housing activities and education in the City.
8	<b>Goal Name</b>	Foster development of skills for residents in need
	<b>Goal Description</b>	To expand opportunity and self-sufficiency for the city's most vulnerable residents. Efforts include public services that provide education, youth programs, job training, and health services.
9	<b>Goal Name</b>	Provide educational/recreational youth programs
	<b>Goal Description</b>	To support public services that provide early childhood education and youth programming.
10	<b>Goal Name</b>	Improve health outcomes
	<b>Goal Description</b>	To support the City's most vulnerable residents with emergency and day-to-day services.

<b>11</b>	<b>Goal Name</b>	Provide housing and services for persons with HIV
	<b>Goal Description</b>	To provide housing subsidy assistance, housing information services, permanent housing placement, and case management for persons living with HIV/AIDS.
<b>12</b>	<b>Goal Name</b>	Increase access to housing and emergency shelter
	<b>Goal Description</b>	To prevent homelessness for individuals and families at risk of homelessness and to quickly house families experiencing homelessness. Efforts include homeless prevention assistance, tenant-based rental assistance, and rapid re-housing.
<b>13</b>	<b>Goal Name</b>	Public facilities/Infrastructure improvements
	<b>Goal Description</b>	To support the development of viable neighborhoods through infrastructure projects. Efforts will be concentrated to local target areas and include pedestrian, street, and park improvements. Other efforts include improvements of public service facilities.



## Projects

### AP-35 Projects – 91.220(d)

#### Introduction

Given the limited nature of resources, the city prioritizes the needs identified through the Consolidated Planning process to direct the allocation of funds in a manner that maximizes community impact. Needs were prioritized in a Strategic Planning session during which the results of the Needs Assessment and the Market Analysis were shared. This information was used to determine priority needs and develop the Strategic Plan Goals. Through the city's budgeting process the following projects were funded to implement the Strategic Plan Goals.

A Substantial Amendment to the 2020 Action Plan is being proposed so that the City of Columbus can address needs which have developed as a result of the Covid-19 pandemic.

#### Projects

#	Project Name
1	2020 Loan Servicing
2	2020 NCR Community Agencies
3	2020 CHDO Operating Support
4	2020 CHDO Set Aside
5	2020 HOME Admin
6	2020 HOME Tenant Based Rental Assistance
7	2020 HOME Homeowner Housing Development
8	2020 HOME Downpayment Assistance (ADDI)
9	2020 HOME Rental Housing Development
10	2020 Central Community House Improvements
11	2020 Grants Management & Fair Housing
12	Pedestrian Safety Neighborhood Sidewalk Gaps, North Linden and South Linden
13	2020 Capital Kids
14	2020 Recreation and Park Improvements
15	ESG20 City of Columbus
16	2020 HOPWA Admin
17	2020 HOPWA Lutheran Social Services, Faith Mission
18	2020 HOPWA Equitas Health
19	2020 HOPWA Lancaster Fairfield Community Action Agency
20	2020 HOPWA Jewish Family Services
21	2020 HOPWA Licking County Housing Coalition
22	Eagle Market Linden Resident Health Big Idea

#	Project Name
24	Linden Park Early Learning Playground
25	Community Street Tree Site Assessments
26	Douglas School Acquisition
27	2020 Neighborhood and Agency Program
28	CV- Safe Education
29	CV- Public Restrooms
30	CV- Emergency Rental, Mortgage and Utility Assistance
31	2020 HOPWA- CV Equitas Health
32	2020 HOPWA-CV Admin
33	CV- Safe Recreation

**Table 59 – Project Information**

**Describe the reasons for allocation priorities and any obstacles to addressing underserved needs**

Generally speaking, HOME, ESG and HOPWA funds will continue to fund the same programs as in previous years. CDBG funding has changed significantly from the 2015-2019 Consolidated Planning period; these changes were made to address a high priority need identified (Public facilities and infrastructure) to ensure timely expenditure of funds.

HUD CARES Act allocations were planned based on community needs presented as a result of the Covid-19 pandemic. All HUD CARES Act funds will be spent to prepare, prevent and respond to Coronavirus.

**AP-38 Project Summary**  
**Project Summary Information**

1	<b>Project Name</b>	2020 Loan Servicing
	<b>Target Area</b>	
	<b>Goals Supported</b>	Program Management, capacity building and/or admin
	<b>Needs Addressed</b>	Increase self-sufficiency of Low Income Residents
	<b>Funding</b>	CDBG: \$80,000
	<b>Description</b>	City loan documents are housed and the loans are serviced by AmeriNat. This funding covers the cost associated with CDBG loan administration.
	<b>Target Date</b>	12/31/2020
	<b>Estimate the number and type of families that will benefit from the proposed activities</b>	N/A - Administrative.
	<b>Location Description</b>	N/A - Administrative.
	<b>Planned Activities</b>	N/A - Administrative
2	<b>Project Name</b>	2020 NCR Community Agencies
	<b>Target Area</b>	
	<b>Goals Supported</b>	
	<b>Needs Addressed</b>	Reduce poverty and enhance economic opportunity
	<b>Funding</b>	CDBG: \$72,000
	<b>Description</b>	The NCR Organizational Capacity Building Initiative will work with existing organizations including member-serving merchant and business associations currently serving as NCR partner organizations. Under this initiative, the city will assess the readiness of these organizations and implement a strategy to build the capacity of these organizations to fully allow them to serve as comprehensive community development partners along side the City and other partners particularly to drive neighborhood-based small business development outcomes . Part of the initiative will be to provide selected organizations with access to structured community economic development training and skills enhancement for key organizational members of selected community based organizations allowing these organizations to more effectively advocate and advance neighborhood and community development outcomes.

	<b>Target Date</b>	12/31/2020
	<b>Estimate the number and type of families that will benefit from the proposed activities</b>	7 NCR Districts
	<b>Location Description</b>	Seven targeted areas in City of Columbus  1. Franklinton (W Broad St. from Scioto River to Central Ave.) 2. Hilltop (W Broad St. from Highland Ave. to Hague Ave.) 3. Main St. (17th Ave. to Berkely Ave.) 4. Parsons Ave. (Livingston Ave. to Hosack St.) 5. Mt. Vernon Ave. (Garfield to 21st Ave.) 6. Long Street (I-71 to 17th Ave.) 7. Greater Linden (Cleveland Ave. from Nodes: 17th Ave. to 19th Ave.; 21st Ave. to 25th Ave., Cordell Ave. to Maynard Ave., Kohr Ave. to Weber Rd.)
	<b>Planned Activities</b>	Assessment, Training, Cerdentialing, Certifications
<b>3</b>	<b>Project Name</b>	2020 CHDO Operating Support
	<b>Target Area</b>	
	<b>Goals Supported</b>	Preserve and expand affordable housing
	<b>Needs Addressed</b>	Increase Access to Affordable Housing
	<b>Funding</b>	HOME: \$200,000
	<b>Description</b>	5% of the City's HOME allocation is provided in the form of operating funds for City qualified CHDOs. The City and Franklin County leverage their operating funding by working with private funders through the Community Development Collaborative to provide operating funding as well as capacity building opportunities.
	<b>Target Date</b>	12/31/2020
	<b>Estimate the number and type of families that will benefit from the proposed activities</b>	N/A - Administrative
	<b>Location Description</b>	Citywide
	<b>Planned Activities</b>	Operating dollars to support local CHDOs.

4	<b>Project Name</b>	2020 CHDO Set Aside
	<b>Target Area</b>	
	<b>Goals Supported</b>	Preserve and expand affordable housing
	<b>Needs Addressed</b>	Increase Access to Affordable Housing
	<b>Funding</b>	HOME: \$2,670,331
	<b>Description</b>	15% of the City's award of HOME funds is provided to City certified CHDOs for housing development activities. Eligible activities include homeownership development and rental development. Funding includes approximately \$712,963 in prior year encumbered resources going toward the new construction of 16 single-family units and an additional \$1,357,368 in unallocated prior year resources that must be spent toward eligible CHDO activity.
	<b>Target Date</b>	12/31/2020
	<b>Estimate the number and type of families that will benefit from the proposed activities</b>	23 LMI households.
	<b>Location Description</b>	Citywide.
	<b>Planned Activities</b>	Funding will be used to build new housing for LMI families.
5	<b>Project Name</b>	2020 HOME Admin
	<b>Target Area</b>	
	<b>Goals Supported</b>	Preserve and expand affordable housing
	<b>Needs Addressed</b>	Increase Access to Affordable Housing
	<b>Funding</b>	HOME: \$442,500
	<b>Description</b>	This activity funds administrative expenses to implement the HOME Program. Staff manages and administers all HOME funded programs including the Affordable Housing Opportunity Fund, Rebuilding Lives Tenant Based Rental Assistance, CHDO Set Aside and CHDO Operating.
	<b>Target Date</b>	12/31/2020
	<b>Estimate the number and type of families that will benefit from the proposed activities</b>	N/A - Administrative

	<b>Location Description</b>	N/A - Administrative
	<b>Planned Activities</b>	Funding will be used for staff costs associated with implementing the projects on the HOME grant.
<b>6</b>	<b>Project Name</b>	2020 HOME Tenant Based Rental Assistance
	<b>Target Area</b>	
	<b>Goals Supported</b>	Provide housing for special needs populations
	<b>Needs Addressed</b>	Increase self-sufficiency of Low Income Residents
	<b>Funding</b>	HOME: \$585,000
	<b>Description</b>	Funding will be used for tenant based rental assistance through the A Place to Call Home program. Funding includes approximately \$260,000 in prior year resources.
	<b>Target Date</b>	12/31/2020
	<b>Estimate the number and type of families that will benefit from the proposed activities</b>	55 LMI families.
	<b>Location Description</b>	Citywide.
	<b>Planned Activities</b>	Tenant-based rental assistance.
<b>7</b>	<b>Project Name</b>	2020 HOME Homeowner Housing Development
	<b>Target Area</b>	
	<b>Goals Supported</b>	Preserve and expand affordable housing
	<b>Needs Addressed</b>	Increase Access to Affordable Housing
	<b>Funding</b>	HOME: \$1,535,860
	<b>Description</b>	HOME funds are provided for the Homeownership Development program to provide gap financing for the development of new infill housing or acquisition/rehabilitation of existing single-family homes for sale. Funding includes approximately \$608,860 in prior year resources going toward the new construction of 9 single-family units, 5 of which will be assisted yet in 2019.
	<b>Target Date</b>	12/31/2020

	<b>Estimate the number and type of families that will benefit from the proposed activities</b>	10 LMI families.
	<b>Location Description</b>	Citywide.
	<b>Planned Activities</b>	Funds will be used to build new homes for LMI families.
<b>8</b>	<b>Project Name</b>	2020 HOME Downpayment Assistance (ADDI)
	<b>Target Area</b>	
	<b>Goals Supported</b>	Preserve and expand affordable housing
	<b>Needs Addressed</b>	Increase Access to Affordable Housing
	<b>Funding</b>	HOME: \$206,000
	<b>Description</b>	HOME funds are provided for the Downpayment Assistance program to provide forgivable loans to allow first-time homebuyers to acquire a home.
	<b>Target Date</b>	12/31/2020
	<b>Estimate the number and type of families that will benefit from the proposed activities</b>	60 LMI Families.
	<b>Location Description</b>	Citywide.
	<b>Planned Activities</b>	Funds will be used to provide downpayment assistance to LMI families.
<b>9</b>	<b>Project Name</b>	2020 HOME Rental Housing Development
	<b>Target Area</b>	
	<b>Goals Supported</b>	Preserve and expand affordable housing
	<b>Needs Addressed</b>	Increase Access to Affordable Housing
	<b>Funding</b>	HOME: \$8,326,846



	<b>Description</b>	HOME funds are provided for the Rental Housing Production and Preservation Program to provide gap financing to developers and owner/investors to acquire and/or construct new or rehabilitate existing rental housing. Funding includes approximately \$6,642,346 in prior year resources for the new construction of several forthcoming multi-family projects (CMHA, CHN, Creekside, Parsons Village II, Poindexter III, WODA, Hilltop Cottages, Jenkins Street, Kenlawn Place, Northland Gate, and FFACT 50)
	<b>Target Date</b>	12/31/2020
	<b>Estimate the number and type of families that will benefit from the proposed activities</b>	45 HOME assisted units for LMI families out of 384 new construction units and 2 HOME assisted for LMI families out of 105 rehabilitation units for 2020. 14 HOME assisted units for LMI families out of 132 new construction units are anticipated for 2021, and 14 HOME assisted units for LMI families out of 355 new construction units are anticipated for 2022.
	<b>Location Description</b>	Citywide.
	<b>Planned Activities</b>	Fund will be used to build new and rehabilitate existing rental housing for LMI families.
<b>10</b>	<b>Project Name</b>	2020 Central Community House Improvements
	<b>Target Area</b>	
	<b>Goals Supported</b>	Public facilities/Infrastructure improvements
	<b>Needs Addressed</b>	Public Facility and Infrastructure Improvements
	<b>Funding</b>	CDBG: \$933,000
	<b>Description</b>	Improvements to the mechanical systems, rooftop, parking lot, lighting, and security measures will be added as components of this project.
	<b>Target Date</b>	12/31/2020
	<b>Estimate the number and type of families that will benefit from the proposed activities</b>	490 LMI persons.
	<b>Location Description</b>	Central Community House, located at 1150 E Main Street, serves block group 39049005300-3 (64.9% LMI).
	<b>Planned Activities</b>	Public facility improvement.
	<b>Project Name</b>	2020 Grants Management & Fair Housing

<b>11</b>	<b>Target Area</b>	
	<b>Goals Supported</b>	Program Management, capacity building and/or admin
	<b>Needs Addressed</b>	Ensure equal access to Housing
	<b>Funding</b>	CDBG: \$600,000
	<b>Description</b>	Funds will provide for the staff of the Grants Management Office which administers the Community Development Block Grant, Emergency Solutions Grant, HOME, and Housing Opportunities for Persons with AIDS federal grant programs. Funds will also cover costs relating to the 2020 Fair Housing Activities.
	<b>Target Date</b>	12/31/2020
	<b>Estimate the number and type of families that will benefit from the proposed activities</b>	N/A - Administrative.
	<b>Location Description</b>	Citywide
	<b>Planned Activities</b>	Fair housing education and outreach, consolidated planning efforts, administration.
<b>12</b>	<b>Project Name</b>	Pedestrian Safety Neighborhood Sidewalk Gaps, North Linden and South Linden
	<b>Target Area</b>	
	<b>Goals Supported</b>	Public facilities/Infrastructure improvements
	<b>Needs Addressed</b>	Increase Public Safety and Improve Health outcomes
	<b>Funding</b>	CDBG: \$249,472
	<b>Description</b>	Sidewalks and curbs will be installed throughout the North and South Linden residential neighborhoods where sidewalks networks currently have gaps.
	<b>Target Date</b>	12/31/2020
	<b>Estimate the number and type of families that will benefit from the proposed activities</b>	Will benefit all residents living in North and South Linden. Locations are in LMI Block Groups.

	<b>Location Description</b>	The construction locations are scattered throughout North and South Linden. The street locations are:  1) Oakland Park Avenue at Eisenhower Road 2) Karl Road at Carolyn Avenue 3) Hamilton Avenue at Sandlin 4) Hamilton Avenue at Delno Avenue 5) McGuffy Road at Abner Avenue 6) Azelda Street at Akola Avenue 7) Azelda Street at E. Hudson Avenue 8) Gerbert Drive at E. Hudson Avenue 9) Briarwood Avenue at Breman Street 10) Duxberry Avenue at Jefferson Avenue 11) 25th Avenue at Cleveland Avenue 12) 16th Avenue at Lexington Avenue 13) 15th Avenue at Gerald Avenue (Isabel Avenue) 14) 12th Avenue at Cleveland Avenue
	<b>Planned Activities</b>	
<b>13</b>	<b>Project Name</b>	2020 Capital Kids
	<b>Target Area</b>	
	<b>Goals Supported</b>	Provide educational/recreational youth programs
	<b>Needs Addressed</b>	Increase Public Safety and Improve Health outcomes
	<b>Funding</b>	CDBG: \$619,438
	<b>Description</b>	The Capital Kids program incorporates trained staff, state of the art technology, high expectations and high performance standards designed to gauge student's academic achievement and to also provide participants with a safe place to learn and play when school is out.
	<b>Target Date</b>	12/31/2020
	<b>Estimate the number and type of families that will benefit from the proposed activities</b>	258 LMI families.
	<b>Location Description</b>	Citywide.

	<b>Planned Activities</b>	After school programs to provide a safe place to learn and play.
<b>14</b>	<b>Project Name</b>	2020 Recreation and Park Improvements
	<b>Target Area</b>	
	<b>Goals Supported</b>	Public facilities/Infrastructure improvements
	<b>Needs Addressed</b>	Public Facility and Infrastructure Improvements
	<b>Funding</b>	CDBG: \$3,534,000
	<b>Description</b>	Make Park and Tree Canopy Improvements in 10 parks and along street rights of way in LMI neighborhoods of Columbus. Specifically, the 10 parks and park trees are in 8 planning areas, and one planning area (MidEast) also includes tree plantings in the right of way.
	<b>Target Date</b>	12/31/2020
	<b>Estimate the number and type of families that will benefit from the proposed activities</b>	42,755 LMI individuals.
	<b>Location Description</b>	University District, Franklinton, Mid-East, Near-East, Northeast, Northwest, Northland, Southeast.
	<b>Planned Activities</b>	Public facility improvements.
<b>15</b>	<b>Project Name</b>	ESG20 City of Columbus
	<b>Target Area</b>	
	<b>Goals Supported</b>	Increase access to housing and emergency shelter
	<b>Needs Addressed</b>	Homelessness mitigation and Prevention
	<b>Funding</b>	ESG: \$623,661 ESG-CV: \$10,252,650

	<b>Description</b>	The Emergency Solutions Grant (ESG) program provides funding to engage homeless individuals and families living on the street; improve the number and quality of emergency shelters for homeless individuals and families; help operate these shelters; provide essential services to shelter residents; rapidly-rehouse homeless individuals and families; and prevent families and individuals from becoming homeless. ESG funds may be use for street outreach, emergency shelter, homelessness prevention, rapid-rehousing assistance, and HMIS; as well as administrative activities.This Project includes ESG-CV Round 1 \$2,150,555 and Round 2 \$8,102,095 which will be utilized to prevent, prepare for and respond to the Covid-19 pandemic.
	<b>Target Date</b>	7/31/2022
	<b>Estimate the number and type of families that will benefit from the proposed activities</b>	
	<b>Location Description</b>	Citywide.
	<b>Planned Activities</b>	Emergency shelters provide access to beds for men and women in Columbus and Franklin County. Beyond providing a secure and clean place to sleep, shelter programs provide access to basic services such as showers, meals, healthcare and material assistance, along with supportive services, referrals to additional supportive services as needed, and crisis assistance. Shelter programs have resource centers that provide internet access, telephones, employment leads, job training resources and other community resources. ESG-funded Direct Housing programs provide services and financial assistance to families exiting emergency shelter programs into their own homes, with the goal of long-term stabilization.
16	<b>Project Name</b>	2020 HOPWA Admin
	<b>Target Area</b>	
	<b>Goals Supported</b>	Provide housing and services for persons with HIV
	<b>Needs Addressed</b>	Increase Public Safety and Improve Health outcomes
	<b>Funding</b>	HOPWA: \$70,000
	<b>Description</b>	Administrative costs for the Department of Public Health staff to administer the HOPWA program.
	<b>Target Date</b>	12/31/2020

	<b>Estimate the number and type of families that will benefit from the proposed activities</b>	N/A - Administrative
	<b>Location Description</b>	N/A - Administrative
	<b>Planned Activities</b>	Administrative support for the HOPWA grant.
17	<b>Project Name</b>	2020 HOPWA Lutheran Social Services, Faith Mission
	<b>Target Area</b>	
	<b>Goals Supported</b>	Provide housing and services for persons with HIV
	<b>Needs Addressed</b>	Increase self-sufficiency of Low Income Residents
	<b>Funding</b>	HOPWA: \$248,809
	<b>Description</b>	Funding will be used for TBRA, STRMU, PHP, and other supportive services.
	<b>Target Date</b>	12/31/2020
	<b>Estimate the number and type of families that will benefit from the proposed activities</b>	96 LMI families.
	<b>Location Description</b>	Citywide.
	<b>Planned Activities</b>	TBRA, STRMU, PHP, and other supportive services.
18	<b>Project Name</b>	2020 HOPWA Equitas Health
	<b>Target Area</b>	
	<b>Goals Supported</b>	Provide housing and services for persons with HIV
	<b>Needs Addressed</b>	Increase self-sufficiency of Low Income Residents
	<b>Funding</b>	HOPWA: \$1,300,000
	<b>Description</b>	Funding will be used for TBRA, STRMU, PHP, and other supportive services.
	<b>Target Date</b>	12/31/2020

	<b>Estimate the number and type of families that will benefit from the proposed activities</b>	314 LMI families.
	<b>Location Description</b>	Citywide.
	<b>Planned Activities</b>	TBRA, STRMU, PHP, and other supportive services.
<b>19</b>	<b>Project Name</b>	2020 HOPWA Lancaster Fairfield Community Action Agency
	<b>Target Area</b>	
	<b>Goals Supported</b>	Provide housing and services for persons with HIV
	<b>Needs Addressed</b>	Increase self-sufficiency of Low Income Residents
	<b>Funding</b>	HOPWA: \$172,000
	<b>Description</b>	Funding will be used for TBRA, STRMU, PHP, and other supportive services.
	<b>Target Date</b>	12/31/2020
	<b>Estimate the number and type of families that will benefit from the proposed activities</b>	42 LMI families.
	<b>Location Description</b>	Citywide.
	<b>Planned Activities</b>	Funding will be used for TBRA, STRMU, PHP, and other supportive services.
<b>20</b>	<b>Project Name</b>	2020 HOPWA Jewish Family Services
	<b>Target Area</b>	
	<b>Goals Supported</b>	Provide housing and services for persons with HIV
	<b>Needs Addressed</b>	Increase Public Safety and Improve Health outcomes
	<b>Funding</b>	HOPWA: \$100,000
	<b>Description</b>	Funding will be used to provide supportive services for LMI individuals living with HIV/AIDS.
	<b>Target Date</b>	12/31/2020

	<b>Estimate the number and type of families that will benefit from the proposed activities</b>	30 LMI families.
	<b>Location Description</b>	Citywide.
	<b>Planned Activities</b>	Supportive services for LMI individuals living with HIV/AIDS.
21	<b>Project Name</b>	2020 HOPWA Licking County Housing Coalition
	<b>Target Area</b>	
	<b>Goals Supported</b>	Provide housing and services for persons with HIV
	<b>Needs Addressed</b>	Increase Public Safety and Improve Health outcomes
	<b>Funding</b>	HOPWA: \$179,000
	<b>Description</b>	Funding will be used for TBRA, STRMU, PHP, and other supportive services.
	<b>Target Date</b>	12/31/2020
	<b>Estimate the number and type of families that will benefit from the proposed activities</b>	43 LMI families.
	<b>Location Description</b>	Citywide.
	<b>Planned Activities</b>	TBRA, STRMU, PHP, and other supportive services.
22	<b>Project Name</b>	Eagle Market Linden Resident Health Big Idea
	<b>Target Area</b>	
	<b>Goals Supported</b>	Public facilities/Infrastructure improvements
	<b>Needs Addressed</b>	Increase Public Safety and Improve Health outcomes
	<b>Funding</b>	CDBG: \$1,500,000
	<b>Description</b>	Eagle Market, a vacant commercial building located in the Linden neighborhood, will be renovated utilizing CDBG Funds and other funding. The project will include exterior and interior construction so that the store may be operated by a non-profit as a free fresh foods market and a charity pharmacy.
	<b>Target Date</b>	12/31/2020



	<b>Estimate the number and type of families that will benefit from the proposed activities</b>	
	<b>Location Description</b>	Eagle Market is located in a Linden in Block Group 390490015002 which is 100% LMI with 930 residents. The store is located at 1464 Cleveland Avenue.
	<b>Planned Activities</b>	The project will involve the renovation of a commercial building to include a charitable pharmacy and fresh food market.
<b>23</b>	<b>Project Name</b>	Linden Park Early Learning Playground
	<b>Target Area</b>	
	<b>Goals Supported</b>	Provide educational/recreational youth programs
	<b>Needs Addressed</b>	Public Facility and Infrastructure Improvements
	<b>Funding</b>	CDBG: \$350,000
	<b>Description</b>	Columbus Recreation & Parks Department will utilize \$350,000 of FY 2020 CDBG funding for the construction of a playground at the property of the Linden Park and Community Recreation Center located at 1350 Linden Park Drive in Columbus's North Linden Community. This CDBG funding will allow Columbus Recreation and Parks to enhance the existing park by adding a playground dedicated to the two to five year old age range.
	<b>Target Date</b>	12/31/2020
	<b>Estimate the number and type of families that will benefit from the proposed activities</b>	The Linden Park Early Learning Playground will benefit the 6,423 residents who live within a 10 minute walk of the property, as well as the preschool students attending the adjacent Linden Park Neighborhood Early Childhood Education Center.
	<b>Location Description</b>	Linden Park is located at 1254 Briarwood Avenue. Linden Park is located in Block Group 0490009102 which is 80.75% LMI and has 1065 residents.
	<b>Planned Activities</b>	Construction of a new playground.
<b>24</b>	<b>Project Name</b>	Community Street Tree Site Assessments
	<b>Target Area</b>	
	<b>Goals Supported</b>	Public facilities/Infrastructure improvements
	<b>Needs Addressed</b>	Public Facility and Infrastructure Improvements

	<b>Funding</b>	CDBG: \$250,000
	<b>Description</b>	CDBG funds will be utilized to fund a city-wide assessment of street trees in order to determine locations for future tree planting initiatives.
	<b>Target Date</b>	
	<b>Estimate the number and type of families that will benefit from the proposed activities</b>	42,755 LMI individuals.
	<b>Location Description</b>	The project will assess the public right of way tree lines throughout City LMI block groups.
	<b>Planned Activities</b>	Columbus Recreation and Park Department will utilize CDBG funds to contract an assessment of the tree line in LMI block groups. The survey will assist in the the strategic planning for future plantings in tree lines.
25	<b>Project Name</b>	Douglas School Acquisition
	<b>Target Area</b>	
	<b>Goals Supported</b>	Public facilities/Infrastructure improvements
	<b>Needs Addressed</b>	Public Facility and Infrastructure Improvements
	<b>Funding</b>	CDBG: \$1,650,000
	<b>Description</b>	The City of Columbus Recreation and Parks Department plans to utilize CDBG funding to purchase a vacant school located on the City's east side. The school and playground equipment on the site will be improved at a later date to accommodate a community recreation center and park.
	<b>Target Date</b>	10/31/2020
	<b>Estimate the number and type of families that will benefit from the proposed activities</b>	The acquisition of Douglas Alternative Elementary School will benefit the 4,747 residents who live within a 10 minute walk of the property, as well as the larger 7,395 people living in the immediate block groups, and residents who travel by bike, bus and vehicle to access the park amenities and unique arts, creativity and wellness programming that will be offered once the project is complete. The property is located on a major COTA bus line, and access to Interstates 670, 70, and 71 is all within 1 mile of the site.
	<b>Location Description</b>	Douglas Alternative Elementary School is located at 51 South Douglass Street, Columbus, Ohio 43205 in the City's Near East Side community.

	<b>Planned Activities</b>	<p>The 2020 CDBG funding will be utilized for acquisition. Improvements to the building and the site will be made in the near future.</p> <p>CRPD envisions the park space to be a well-maintained and manicured city park, with the addition of park trees, green space and amenities that appeal to residents of all ages. The school will be transformed into a Creative Campus which will welcome residents to free and affordable classes, programming and studio time with an emphasis on creativity, wellness and the industrial arts. Exhibit space, a kitchen, and gathering spaces encourage both community building and the creative expression and skill development that are proven to be so critical to public health and wellness, particularly among older adults.</p>
<b>26</b>	<b>Project Name</b>	2020 Neighborhood and Agency Program
	<b>Target Area</b>	
	<b>Goals Supported</b>	Program Management, capacity building and/or admin
	<b>Needs Addressed</b>	Increase Public Safety and Improve Health outcomes
	<b>Funding</b>	CDBG: \$250,000
	<b>Description</b>	<p>Staff cost to support Neighborhood Pride Centers. Neighborhood liaisons and the program connect residents to city government and other community leaders in order to resolve community issues.</p> <p>Neighborhood liaisons respond to service request and issues addressing housing, economic needs and opportunities for local businesses, recreational youth programs, healthy food and health care access, zoning and civic and area commissions.</p>
	<b>Target Date</b>	
	<b>Estimate the number and type of families that will benefit from the proposed activities</b>	
	<b>Location Description</b>	CDBG targeted service areas of North, Near East and Franklinton.
	<b>Planned Activities</b>	Neighborhood planning, Area Commission functional programming to address needs as well as management of community/neighborhood plans
<b>27</b>	<b>Project Name</b>	CV- Safe Education
	<b>Target Area</b>	
	<b>Goals Supported</b>	Provide educational/recreational youth programs

	<b>Needs Addressed</b>	
	<b>Funding</b>	CDBG: \$1,670,957
	<b>Description</b>	Many Columbus schools, including the public Columbus City School District did not open for in person learning in 2020 due to the pandemic. It is unknown when students will return to classroom learning. Students were provided Chromebooks to learn virtually. The City will utilize CDBG-CV funds for programing and tech infrastructure improvements so that Columbus students can study at Learning Extension Centers and the City's family homeless shelter.
	<b>Target Date</b>	5/31/2021
	<b>Estimate the number and type of families that will benefit from the proposed activities</b>	Learning Extension Centers are located throughout the City of Columbus in majority low-to-moderate income neighborhoods. There are over 130 sites at community centers, churches, social service provider offices and other spaces. An estimated 2,000 students will utilize them. The Van Buren Center is an emergency shelter which serves homeless families.
	<b>Location Description</b>	The Van Buren Center is located at 595 Van Buren Dr, Columbus, OH 43223. Learning Extension Centers are loated throughout the City in majority low-to-moderate income neighborhoods.
	<b>Planned Activities</b>	Improvements to the internet and wi-fi will be made at the Van Buren Center with CDBG-CV funds. The majority of the Project's funds will go to programming costs at Learning Extension Centers. Learning Extension Centers provide safe and internet equipped locations for tutoring, mentoring and other services for school aged youth.
<b>28</b>	<b>Project Name</b>	CV- Public Restrooms
	<b>Target Area</b>	
	<b>Goals Supported</b>	Public facilities/Infrastructure improvements
	<b>Needs Addressed</b>	Increase Public Safety and Improve Health outcomes
	<b>Funding</b>	CDBG-CV: \$875,000
	<b>Description</b>	The Covid-19 pandemic has resulted in the closure of businesses' restrooms despite the need to increased handwashing. The City will fund the installation of public restrooms in the Downtown Columbus area. The City's homeless populations which seeks services downtown will benefit from the public facilities as they are an opportunity for handwashing.
	<b>Target Date</b>	5/31/2021

	<b>Estimate the number and type of families that will benefit from the proposed activities</b>	The project will include the installation of five (5) public restrooms in the downtown Columbus area. The City's homeless population seek services downtown and will benefit from the public facilities. The project addresses the need for public restrooms which increased as a result of restroom closures at businesses and public buildings in response to the COVID-19 pandemic. As restrooms closed, the need for handwashing to combat the spread of the virus increased. If one person utilizes each of the restrooms per day, an estimated 1,825 persons will benefit from this project annually.
	<b>Location Description</b>	The five public restrooms will be located throughout the downtown area.
	<b>Planned Activities</b>	The project will include the construction of five public restrooms including electric and plumbing.
29	<b>Project Name</b>	CV- Emergency Rental, Mortgage and Utility Assistance
	<b>Target Area</b>	
	<b>Goals Supported</b>	Increase access to housing and emergency shelter
	<b>Needs Addressed</b>	Increase Access to Affordable Housing Ensure equal access to Housing Homelessness mitigation and Prevention
	<b>Funding</b>	CDBG-CV: \$1,426,368
	<b>Description</b>	The City will fund a program for emergency rental assistance, mortgage assistance, and help with utility bills for qualified households who have been impacted by the Coronavirus pandemic.
	<b>Target Date</b>	
	<b>Estimate the number and type of families that will benefit from the proposed activities</b>	
	<b>Location Description</b>	
<b>Planned Activities</b>		
30	<b>Project Name</b>	2020 HOPWA- CV Equitas Health
	<b>Target Area</b>	
	<b>Goals Supported</b>	Provide housing and services for persons with HIV

	<b>Needs Addressed</b>	Increase self-sufficiency of Low Income Residents Homelessness mitigation and Prevention Increase Public Safety and Improve Health outcomes
	<b>Funding</b>	HOPWA-CV: \$191,193
	<b>Description</b>	Funding will be used for short term rental, mortgage and utility assistance to prepare, respond and prevent Covid-19.
	<b>Target Date</b>	8/31/2022
	<b>Estimate the number and type of families that will benefit from the proposed activities</b>	
	<b>Location Description</b>	
	<b>Planned Activities</b>	
<b>31</b>	<b>Project Name</b>	2020 HOPWA-CV Admin
	<b>Target Area</b>	
	<b>Goals Supported</b>	Program Management, capacity building and/or admin
	<b>Needs Addressed</b>	Increase self-sufficiency of Low Income Residents Homelessness mitigation and Prevention Increase Public Safety and Improve Health outcomes
	<b>Funding</b>	HOPWA-CV: \$14,258
	<b>Description</b>	Personnel expenditure for Columbus Public Health staff to administer HOPWA-CV funds.
	<b>Target Date</b>	7/31/2022
	<b>Estimate the number and type of families that will benefit from the proposed activities</b>	
	<b>Location Description</b>	
	<b>Planned Activities</b>	
<b>32</b>	<b>Project Name</b>	CV- Safe Recreation
	<b>Target Area</b>	
	<b>Goals Supported</b>	Public facilities/Infrastructure improvements

<b>Needs Addressed</b>	Increase Public Safety and Improve Health outcomes
<b>Funding</b>	CDBG-CV: \$416,200
<b>Description</b>	Funds will be spent at Columbus Recreation and Parks facilities to prevent, prepare for and respond to the Covid-19 pandemic.
<b>Target Date</b>	7/31/2022
<b>Estimate the number and type of families that will benefit from the proposed activities</b>	
<b>Location Description</b>	
<b>Planned Activities</b>	

## **AP-50 Geographic Distribution – 91.220(f)**

### **Description of the geographic areas of the entitlement (including areas of low-income and minority concentration) where assistance will be directed**

For 2020 the City of Columbus does not intend to focus on a specific geographic area of the city. In general, the projects funded by HUD grant dollars are city-wide. The City does plan to spend CDBG funding in the Linden neighborhood on projects which developed as a result of the a CDBG funded planning effort for the neighborhood.

### **Geographic Distribution**

<b>Target Area</b>	<b>Percentage of Funds</b>

**Table 60 - Geographic Distribution**

### **Rationale for the priorities for allocating investments geographically**

The projects in the 2020 Action Plan will operate citywide. The City is considering the creation of a Neighborhood Revitalization Strategy Area (NRSA) to target future funds.

### **Discussion**

See above responses.



## Affordable Housing

### AP-55 Affordable Housing – 91.220(g)

#### Introduction

The City of Columbus invests federal funds in the development of new and rehabilitated rental and owner-occupied units, the minor repair of existing homeowner units, tenant based rental assistance and the provision of supportive services and emergency shelter benefiting low and moderate income households. This section shows specific goals for the number of homeless, non-homeless, and special needs households that will be provided affordable housing during the 2020 program year. Also shown is the number of affordable housing units that will be provided with CDBG and HOME funds.

<b>One Year Goals for the Number of Households to be Supported</b>	
Homeless	3,543
Non-Homeless	245
Special-Needs	14
Total	3,802

**Table 61 - One Year Goals for Affordable Housing by Support Requirement**

<b>One Year Goals for the Number of Households Supported Through</b>	
Rental Assistance	55
The Production of New Units	36
Rehab of Existing Units	10
Acquisition of Existing Units	60
Total	161

**Table 62 - One Year Goals for Affordable Housing by Support Type**

#### Discussion

HOME tenant-based rental assistance is provided to 60 persons; and 10 households are provided relocation funding to assist with rent, security deposits and/or moving expenses if they must vacate rental units due to code violations.

Working with local for- and non-profit development organizations, the city will produce 27 new assisted units and rehabilitate 6 assisted units.

## **AP-60 Public Housing – 91.220(h)**

### **Introduction**

The Columbus Metropolitan Housing Authority (CMHA), a separate governmental entity, administers public housing new construction, rehabilitation and modernization activities, home ownership opportunity programs and the Housing Choice Voucher Program for its tenant population. CMHA is the primary provider of affordable housing for extremely low-income families, elderly and the disabled in Columbus. CMHA's affordable housing objectives are achieved through administration of Housing Choice Vouchers (HCV) and new affordable housing. Through a contract with HUD, CMHA has approximately 13,585 Section 8 vouchers available, and 696 public housing units available.

### **Actions planned during the next year to address the needs to public housing**

CMHA will convert all remaining public housing through the RAD (rental assistance demonstration) Program or use disposition authority to transition their portfolio out of public housing and into other sources of subsidy.

CMHA will continue to acquire and develop mixed-income housing with the goal of acquiring 500 units per year for the next three years.

### **Actions to encourage public housing residents to become more involved in management and participate in homeownership**

The Housing Division promotes homeownership opportunities and links with CMHA's Section 8 Homeownership and Family Self Sufficiency programs to coordinate dollars and assistance.

### **If the PHA is designated as troubled, describe the manner in which financial assistance will be provided or other assistance**

CMHA is not designated as a "troubled" PHA.

### **Discussion**

See above responses.

## **AP-65 Homeless and Other Special Needs Activities – 91.220(i)**

### **Introduction**

The Community Shelter Board (CSB) does not provide any direct services to the community. Its main responsibilities are resource development and investment, service delivery coordination and planning, fostering collaboration, program accountability, and public policy reform. The CSB allocates funding annually to partner agencies for programs serving homeless individuals and families in Columbus.

### **Describe the jurisdictions one-year goals and actions for reducing and ending homelessness including**

#### **Reaching out to homeless persons (especially unsheltered persons) and assessing their individual needs**

The city, in partnership with the CSB, has created a unified system to better respond to homeless persons who are not accessing shelter, including a coordinated call and dispatch system, common documentation and shared outcomes for the street and camp outreach program. The Maryhaven Collaborative Outreach Team is improving access to resources for adults living on the streets, reducing the number of adults experiencing long-term street homelessness, reducing frustration for the community trying to help homeless people and achieving better deployment of outreach resources that is resulting in reduced duplication of effort and greater coverage of Franklin County.

We are working to further develop our collaborative outreach approach to better track, target, and ensure comprehensive, efficient, and effective delivery of outreach and permanent housing assistance for unsheltered people across the entire continuum of care.

#### **Addressing the emergency shelter and transitional housing needs of homeless persons**

See attached unique appendix.

#### **Helping homeless persons (especially chronically homeless individuals and families, families with children, veterans and their families, and unaccompanied youth) make the transition to permanent housing and independent living, including shortening the period of time that individuals and families experience homelessness, facilitating access for homeless individuals and families to affordable housing units, and preventing individuals and families who were recently homeless from becoming homeless again**

See attached unique appendix.

#### **Helping low-income individuals and families avoid becoming homeless, especially extremely low-income individuals and families and those who are: being discharged from publicly**

**funded institutions and systems of care (such as health care facilities, mental health facilities, foster care and other youth facilities, and corrections programs and institutions); or, receiving assistance from public or private agencies that address housing, health, social services, employment, education, or youth needs**

People who are poor and have other barriers often experience housing instability and are at-risk for eviction or housing loss, whether due to falling behind on rent, lease violations, family conflict, or other issues. However, relatively few people who face eviction or other housing loss ultimately turn to emergency shelter, as alternative housing options and resources are first exhausted. Targeted homelessness prevention – that is, assistance designed to assist people who are imminently losing their housing and have no other viable housing alternative or resource – can be effective at helping people avoid literal homelessness. In FY2017, CSB’s targeted homelessness prevention for families served 300 families at risk of becoming homeless. Eighty five percent of these families stabilized in existing housing or moved to other stable housing options, preventing them from becoming homeless.

From the vantage point of the homeless crisis response system, targeted interventions have the greatest impact relative to preventing entry to emergency shelter or a night on the street. Housing crises are costly both for individuals and families and the broader community. Resources to prevent homelessness should focus on people at greatest risk of needing emergency shelter the soonest, including those who have greatest risk of being harmed by the experience of homelessness and/or who will be less able to exit homelessness without significant assistance. Improvements to coordinating access to targeted assistance community-wide are needed, along with further alignment of current community-based emergency assistance resources for maximum impact on reducing literal homelessness. Our prevention goals are to develop and implement targeted homelessness prevention initiatives for specific sub-populations at greatest risk of literal homelessness; increase awareness and responsiveness among other public institutions (ex. jail, prison, hospitals, in-patient behavioral health treatment) of the need for early identification of housing needs and housing-focused discharge planning that increases exits to stable housing and supports other positive outcomes; support further development, piloting and implementation of a community-based homelessness prevention system.

## **Discussion**

See above responses and attached appendices.

**AP-70 HOPWA Goals - 91.220 (I)(3)**

<b>One year goals for the number of households to be provided housing through the use of HOPWA for:</b>	
Short-term rent, mortgage, and utility assistance to prevent homelessness of the individual or family	20
Tenant-based rental assistance	99
Units provided in permanent housing facilities developed, leased, or operated with HOPWA funds	0
Units provided in transitional short-term housing facilities developed, leased, or operated with HOPWA funds	0
<b>Total</b>	<b>119</b>

## **AP-75 Barriers to affordable housing – 91.220(j)**

### **Introduction:**

The City of Columbus does not have enough affordable housing to meet current needs and the private market is not producing a high volume of affordable rental housing. As discussed in the Consolidated Plan, there are many barriers to providing affordable housing. A number of market characteristics impact the production of new units, including the large population growth in Columbus; increased demand for rental housing units; rising rental and homeownership costs; the recovery of the housing market; the production of new housing units by the private market; current housing affordability; demolition of public housing units; the number of people on the Section 8 Housing Choice Voucher waiting list; and the cost of land and development. Neighborhoods continue to seek the highest possible quality and amenities for housing developed in their communities, and this tends to increase costs and make housing units less affordable to those seeking to live in these areas. The process of obtaining plan approval and building permits requires the use of paid professionals such as architects, engineers and spec writers to address building issues.

As mentioned above, the Columbus Metropolitan Housing Authority has reduced the number of public housing units in the community. Between 2015 and 2019, approximately 35 percent of the privately owned Section 8 Housing Choice Voucher contracts are set to expire, which could decrease the number of affordable housing units in the community.

### **Actions it planned to remove or ameliorate the negative effects of public policies that serve as barriers to affordable housing such as land use controls, tax policies affecting land, zoning ordinances, building codes, fees and charges, growth limitations, and policies affecting the return on residential investment**

The City of Columbus utilizes a HOME funds to invest in communities housing stock. The City also uses Affordable Housing Bond funds to invest in affordable housing unit construction. The City follows strict community input processes in advance of land use and zoning changes for affordable housing project. Although this sometimes can be so involved that the projects are delayed, it is important that the neighbors of the new developments are allowed sufficient opportunity to comment on development plans.

The City of Columbus is strategically investing in community transit options and transit oriented development planning. This is also true for Franklin County and the Central Ohio Transit Authority, the public institution which serves as the public transportation provider for the City and County. Building affordable housing on or near quality public transportation is a priority for the City.

Additionally, the City continues to invest general funds in code enforcement and eviction prevention programs. Recently, the County has removed eviction records for all Franklin County residents that were

five years or older.

**Discussion:**

See above.

## **AP-85 Other Actions – 91.220(k)**

### **Introduction:**

Described below are the city's planned actions to carry out the following strategies outlined in the Consolidated Plan.

### **Actions planned to address obstacles to meeting underserved needs**

All rental programs require tenants to be at or below 80 percent AMI. City homebuyer programs continue outreach with lenders including on-site training and outreach at homebuyer education classes.

An obstacle within the HOPWA program is the lack of long-term planning for the housing and medical needs of clients receiving tenant-based rental assistance (TBRA). This can be an issue for moving clients to self-sufficiency and off TBRA, thus limiting the ability to assist new clients in need of TBRA. The funding of supportive services to provide ongoing housing case management services for every HIV-positive client receiving TBRA will help to eliminate this obstacle. These services will include the development of updated, comprehensive housing plans implemented in a timely and consistent manner to ensure each TBRA client is accessing medical care, Ryan White case management services, and other needs.

### **Actions planned to foster and maintain affordable housing**

The Rental Housing Preservation and Production Program prioritize the redevelopment of existing affordable housing rental units. New units are added to the inventory through this program. The city bond-funded Rental Rehabilitation Program, which focuses on smaller rental units also adds units to the total inventory. HUD-approved homeowner counseling agencies assist with foreclosure prevention and pre-purchase counseling.

### **Actions planned to reduce lead-based paint hazards**

The city was awarded \$3.4 million in Lead Hazard Reduction Demonstration Program funds and received those funds in 2016. All contractors used in the housing programs are licensed Lead Abatement Contractors or are qualified under the Lead Renovation, Repair and Painting (RRP) and are able to recognize and deal with lead hazards in construction projects. The city is currently in the process of applying for another three-year grant.

### **Actions planned to reduce the number of poverty-level families**

Programs funded with CDBG and HOME funds provide homeowner and rental rehabilitation and repairs, new construction of rental and homeowner units and down payment assistance for income-eligible, first-time homebuyers. These activities, that produce and preserve affordable housing, are important in reducing the impact of poverty on low-income families. The city is using CDBG funding to support



activities that provide child care and recreational activities, using general fund dollars, the city also provides funding for anti-poverty activities such as literacy and job training.

The city implements the federally required Section 3 program which is intended to ensure that when employment or contracting opportunities are generated by HUD-funded Section 3 covered projects, preference is given to qualified low and very low- income persons.

### **Actions planned to develop institutional structure**

See SP-40 Section of Consolidated Plan.

### **Actions planned to enhance coordination between public and private housing and social service agencies**

There are a number of ongoing collaborative efforts in the community. Guided by the Community Shelter Board, the city, county and other entities participate in efforts to address and end homelessness through the A Place to Call Home. The Community Development Collaborative is funded by the city, county and other private organizations to provide operating support and technical assistance to Community Development Corporations. The Columbus Affordable Housing Task Force which consists of HUD, state and local government staff and development organizations meets every quarter to discuss affordable rental projects and preservation opportunities. There is an ongoing collaboration with the Columbus Metropolitan Housing Authority regarding development opportunities, use of project- based vouchers and other related issues. The Housing Dialogue group brings practitioners and academics from The Ohio State University, Knowlton School of Architecture, to look at housing issues from different perspectives. Additionally, a group of local non-profit organizations has formed the Housing Alliance to make a case for affordable housing and need for resources in the community.

### **Discussion:**

See above.

## Program Specific Requirements

### AP-90 Program Specific Requirements – 91.220(I)(1,2,4)

#### Introduction:

The following are the program specific requirements for the Annual Action Plan.

#### Community Development Block Grant Program (CDBG)

##### Reference 24 CFR 91.220(I)(1)

Projects planned with all CDBG funds expected to be available during the year are identified in the Projects Table. The following identifies program income that is available for use that is included in projects to be carried out.

1. The total amount of program income that will have been received before the start of the next program year and that has not yet been reprogrammed	0
2. The amount of proceeds from section 108 loan guarantees that will be used during the year to address the priority needs and specific objectives identified in the grantee's strategic plan.	0
3. The amount of surplus funds from urban renewal settlements	0
4. The amount of any grant funds returned to the line of credit for which the planned use has not been included in a prior statement or plan	0
5. The amount of income from float-funded activities	0
<b>Total Program Income:</b>	<b>0</b>

#### Other CDBG Requirements

1. The amount of urgent need activities	0
2. The estimated percentage of CDBG funds that will be used for activities that benefit persons of low and moderate income. Overall Benefit - A consecutive period of one, two or three years may be used to determine that a minimum overall benefit of 70% of CDBG funds is used to benefit persons of low and moderate income. Specify the years covered that include this Annual Action Plan.	80.00%

#### HOME Investment Partnership Program (HOME)

##### Reference 24 CFR 91.220(I)(2)

1. A description of other forms of investment being used beyond those identified in Section 92.205 is as follows:

Tenant Based Rental Assistance is provided to address issues of possible homelessness.

2. A description of the guidelines that will be used for resale or recapture of HOME funds when used for homebuyer activities as required in 92.254, is as follows:

The City of Columbus and its Housing Division provide HOME Investment Partnerships Program uses funds to create affordable housing units and assist income-eligible families with the purchase of a home. The Recapture Policy ensures that the city recoups all or a portion of the HOME assistance paid to the homebuyers in the event that the assisted housing does not continue to be the primary residence of the family through the duration of the affordability period. This policy is included in the loan agreement, promissory note, mortgage and restrictive covenant. These affordability periods are outlined at 24 CFR Part 92.254(a)(4), as follows: The affordability period is 5 years for all HOME-funded units under \$15,000. The affordability period is 10 years for all HOME-funded units between \$15,000-\$40,000. The affordability period is 15 years for all HOME-funded units over \$40,000. The HOME amount per unit (see above) will be used to determine the appropriate affordability period. All homeownership development funding requires that a minimum of \$1,000 of the funding be used for affordability unless additional down payment assistance is requested. All homebuyers are approved by The City of Columbus after being evaluated for compliance with HOME and City underwriting requirements. The City of Columbus will use the recapture provisions to recoup HOME investment when the affordability period is not met, as follows: The HOME investment that is subject to recapture is based on the full amount of HOME assistance that enabled the homebuyer to purchase the dwelling unit. This includes any HOME assistance that reduced the purchase price from the fair market value to an affordable price, but excludes the amount between the cost of producing the unit and the market value of the property (the development subsidy). Any voluntary or involuntary sale, transfer of ownership of the property or not maintaining the property as the primary residence of the buyer triggers the recapture requirements. The City will recapture from the net proceeds the entire amount of the HOME affordability investment from the homeowner. In the event that the net proceeds of the sale of the home are insufficient to repay 100 percent of the HOME investment due and accept this amount as satisfaction of the loan agreement, promissory note, mortgage and restrictive covenant.

3. A description of the guidelines for resale or recapture that ensures the affordability of units acquired with HOME funds? See 24 CFR 92.254(a)(4) are as follows:

See above description.

4. Plans for using HOME funds to refinance existing debt secured by multifamily housing that is rehabilitated with HOME funds along with a description of the refinancing guidelines required that will be used under 24 CFR 92.206(b), are as follows:

On a case by case basis, the city may use HOME funds to refinance existing debt in connection with the rehabilitation of multifamily housing. Eligible properties may be located anywhere in the city. Under no circumstances will HOME funds be used to refinance multifamily loans made or insured by

any federal program, including CDBG. In addition, the guidelines established by the city require that 1) the multifamily housing undergoing rehabilitation and refinancing is necessary to continue to provide affordable housing to low- income families, 2) rehabilitation must be the primary eligible activity for which at least 60 percent of the HOME funds are used, 3) eligible projects must require a minimum level of rehabilitation of \$10,000 per unit, 4) a maximum of 40 percent of HOME funds may be used for the refinancing of existing debt, 5) the use of HOME funds must be conditioned upon a low income affordability period of a minimum of 15 years, and 6) the city must review the management practices of the property owner to insure that disinvestment has not occurred, that the long- term needs of the project can be met and that the feasibility of serving the targeted population over at least a 15 year affordability period can be demonstrated.

**Emergency Solutions Grant (ESG)  
Reference 91.220(l)(4)**

1. Include written standards for providing ESG assistance (may include as attachment)

In March 2012, the Community Shelter Board (CSB) consolidated all program policies and procedures into one in accordance with 24 CFR Section 576.400. The combined document, CSB HEARTH Operating Policy and Procedures, is inclusive of all federal regulations. Contracts between CSB and grantees require the agency to follow the CSB HEARTH Operating Policy and Procedures. In addition, grantees are monitored annually through a Program Review and Certification process. The review ensures programmatic/service provisions, facility, data, fiscal and governance standards are followed in accordance with all HUD regulations.

2. If the Continuum of Care has established centralized or coordinated assessment system that meets HUD requirements, describe that centralized or coordinated assessment system.

Community Shelter Board implemented the Coordinated Point of Access (CPoA) for single adults and families attempting to obtain shelter. CPoA has specialists available 24 hours a day, 7 days a week to conduct a preliminary triage and assessment and to explore diversion possibilities via a prescribed set of diversion questions. Both families and single adults determined to meet shelter eligibility criteria are then referred to the most appropriate shelter bed. Family and single adult shelters must coordinate services through the CPoA with the exception of the shelter serving inebriated single adults who are receiving access directly through community services. Once in shelter, the individual's single audit's need is assessed using the community's Vulnerability Assessment, within the first five days of shelter stay. For the Family Shelter System, staff conducts diversion and triage in order to determine the best avenue for the family. If the family has to be admitted into one of the family shelters, after a need assessment is completed, they will then be referred to the best rapid re-housing (RRH) program to address their needs. All families need to meet certain eligibility criteria for participation in RRH programs but housing first principles are followed at all times. This centralized system participates in the local HMIS and all intake information is collected into our

open system, facilitating service provision followed in accordance with all HUD regulations. Community Shelter Board implemented the Coordinated Point of Access (CPoA) for single adults and families attempting to obtain shelter. CPoA has specialists available 24 hours a day, 7 days a week to conduct a preliminary triage and assessment and to explore diversion possibilities via a prescribed set of diversion questions. Both families and single adults determined to meet shelter eligibility criteria are then referred to the most appropriate shelter bed. Family and single adult shelters must coordinate services through the CPoA with the exception of the shelter serving inebriated single adults who are receiving access directly through community services. Once in shelter, the individual's single adult's need is assessed using the community's Vulnerability Assessment, within the first five days of shelter stay. For the Family Shelter System, staff conducts diversion and triage in order to determine the best avenue for the family. If the family has to be admitted into one of the family shelters, after a need assessment is completed, they will then be referred to the best rapid re-housing (RRH) program to address their needs. All families need to meet certain eligibility criteria for participation in RRH programs but housing first principles are followed at all times. This centralized system participates in the local HMIS and all intake information is collected into our open system, facilitating service provision.

3. Identify the process for making sub-awards and describe how the ESG allocation available to private nonprofit organizations (including community and faith-based organizations).

The City of Columbus makes a sub-award to the Community Shelter Board. The Community Shelter Board was created in 1986 to respond to the growing problem of homelessness in Franklin County. The founders include: the City of Columbus, the Franklin County Board of Commissioners, the United Way of Central Ohio, The Columbus Foundation, the Columbus Chamber and many other organizations concerned about the quality of life in Franklin County. The CSB in turn sub-awards ESG funds to nonprofit providers of homeless services.

4. If the jurisdiction is unable to meet the homeless participation requirement in 24 CFR 576.405(a), the jurisdiction must specify its plan for reaching out to and consulting with homeless or formerly homeless individuals in considering policies and funding decisions regarding facilities and services funded under ESG.

The City of Columbus meets the homeless participation requirement in 24 CFR 576.405(a).

5. Describe performance standards for evaluating ESG.

Program performance standards are established by Community Shelter Board (CSB) and recommended to the CoC Board for approval and incorporate HUD requirements and local standards. Program performance standards are reviewed annually by the CoC Board. CSB incorporates these standards into annual program agreements with each sub-recipient. An annual Program Outcome Plan (POP) is part of the agreement. The POP establishes individual program performance goals for all homeless programs, by type. If CSB and the sub-recipient disagree on the annual POP, the sub-recipient may appeal. CSB monitors program performance and provides

monthly, quarterly, semi-annual and annual community data reports. Each POP performance goal is assessed versus actual performance as achieved or not achieved. Achieved Goal is defined as 90 percent or better of a numerical goal or within five percentage points of a percentage goal, except where a lesser or greater value than this variance also indicates an achieved goal, or if the metric is fixed.

See above.

## **Attachments**

## Citizen Participation Comments

### **Citizen Participation Summary For PY 2020 Columbus CARES Act Substantial Amendment 1**

- September 24, 2020:
  - Public Notice for Action Plan Virtual Public Hearing published in the Columbus Dispatch and posted on the City's Department of Finance and Management, Grants Management webpage.
- September 29, 2020, 5:30 PM:
  - Virtual Public Hearing for HUD Cares Act Funding held on the City of Columbus Department of Neighborhoods Facebook Page via Webex. The virtual public hearing remains on the Facebook Page under the "Videos" section. The video was viewed about 40 times over the next five days. On November 2, 2020, the video had been viewed 185 times.
  - Start of the City's 2020-24 Consolidated Plan Substantial Amendment and Citizen Participation Plan Amendment Public Comment Period.
  - 2020 Annual Action Plan Substantial Amendment for HUD CARES Act Funding – September 2020 posted on the City's Department of Finance and Management, Grants Management webpage.
  - Proposed amended Citizen Participation Plan posted on the City of Columbus Department of Finance and Management, Grants Management webpage.
- October 5, 2020: Public Comment Period ended. There were no public comments submitted to the Department of Finance and Management, Grants Management.





PLEASE DO NOT WRITE IN THESE SPACES. THESE SPACES ARE RESERVED FOR THE USE OF THE CONTRACTOR'S REPRESENTATIVE TO SIGN AND DATE THE CONTRACT.

## Grantee Unique Appendices

### MA-45 Non-Housing Community Development Assets – 91.215 (f)

#### Introduction

As Ohio's state capital and largest city, the City of Columbus sits at the center of the Columbus MSA. Columbus enjoys a very diverse economy which is largely credited as the driving force for the City's economic stability. The Columbus MSA contributed \$136.3b in total economic output in 2017 (a 3.8% increase over the prior year). This is largely due to the fact that the City enjoys a very strong and robust corporate presence that directly contributes to the economic output. To that end, approximately 20 Fortune 1000 companies call the City of Columbus home.

#### Economic Development Market Analysis

#### Business Activity

Business by Sector	Number of Workers	Number of Jobs	Share of Workers %	Share of Jobs %	Jobs less workers %
Agriculture, Mining, Oil & Gas Extraction	766	409	0	0	0
Arts, Entertainment, Accommodations	43,585	51,191	13	12	-1
Construction	9,425	14,860	3	3	1
Education and Health Care Services	62,878	84,532	18	20	1
Finance, Insurance, and Real Estate	29,620	45,422	9	11	2
Information	7,568	10,918	2	3	0
Manufacturing	21,825	25,946	6	6	0
Other Services	11,853	16,078	3	4	0
Professional, Scientific, Management Services	41,657	56,567	12	13	1
Public Administration	0	0	0	0	0
Retail Trade	41,644	50,853	12	12	0
Transportation and Warehousing	19,250	20,846	6	5	-1
Wholesale Trade	15,643	17,023	5	4	-1

Business by Sector	Number of Workers	Number of Jobs	Share of Workers %	Share of Jobs %	Jobs less workers %
Total	305,714	394,645	--	--	--

**Table 1 - Business Activity**

Data Source: 2011-2015 ACS (Workers), 2015 Longitudinal Employer-Household Dynamics (Jobs)

**Labor Force**

Total Population in the Civilian Labor Force	455,582
Civilian Employed Population 16 years and over	420,260
Unemployment Rate	7.75
Unemployment Rate for Ages 16-24	25.96
Unemployment Rate for Ages 25-65	5.10

**Table 2 - Labor Force**

Data Source: 2011-2015 ACS

Occupations by Sector	Number of People
Management, business and financial	109,005
Farming, fisheries and forestry occupations	24,035
Service	45,738
Sales and office	108,690
Construction, extraction, maintenance and repair	21,185
Production, transportation and material moving	20,935

**Table 3 – Occupations by Sector**

Data Source: 2011-2015 ACS

**Travel Time**

Travel Time	Number	Percentage
< 30 Minutes	301,115	76%
30-59 Minutes	85,620	22%
60 or More Minutes	10,985	3%
<b>Total</b>	<b>397,720</b>	<b>100%</b>

**Table 4 - Travel Time**

Data Source: 2011-2015 ACS

**Education:**

Educational Attainment by Employment Status (Population 16 and Older)

Educational Attainment	In Labor Force		Not in Labor Force
	Civilian Employed	Unemployed	
Less than high school graduate	23,215	3,670	21,025

Educational Attainment	In Labor Force		Not in Labor Force
	Civilian Employed	Unemployed	
High school graduate (includes equivalency)	73,395	7,195	30,010
Some college or Associate's degree	103,225	8,210	23,755
Bachelor's degree or higher	143,145	4,335	17,080

**Table 5 - Educational Attainment by Employment Status**

Data Source: 2011-2015 ACS

**Educational Attainment by Age**

	Age				
	18-24 yrs	25-34 yrs	35-44 yrs	45-65 yrs	65+ yrs
Less than 9th grade	1,025	3,955	4,015	6,925	5,640
9th to 12th grade, no diploma	10,588	10,110	7,875	15,030	7,985
High school graduate, GED, or alternative	24,090	31,045	25,465	54,100	26,973
Some college, no degree	48,570	36,030	25,165	40,290	14,533
Associate's degree	3,135	10,970	8,575	14,335	2,843
Bachelor's degree	13,880	50,395	25,560	33,205	10,160
Graduate or professional degree	1,235	22,725	13,605	19,205	7,859

**Table 6 - Educational Attainment by Age**

Data Source: 2011-2015 ACS

**Educational Attainment – Median Earnings in the Past 12 Months**

Educational Attainment	Median Earnings in the Past 12 Months
Less than high school graduate	67,733
High school graduate (includes equivalency)	128,398
Some college or Associate's degree	147,631
Bachelor's degree	199,645
Graduate or professional degree	252,120

**Table 7 – Median Earnings in the Past 12 Months**

Data Source: 2011-2015 ACS

**Based on the Business Activity table above, what are the major employment sectors within your jurisdiction?**

Major employment sectors of the City include education and healthcare, retail, and professional, scientific, and management services. Arts, entertainment and accommodations along with hospitality and food, financial and insurance, and construction are also major employment sectors.

The Education and Health Care Services sector alone provides 24% of the jobs in Columbus, due in large part to the presence of The Ohio State University which employs 27,656 people. Other large employers in this sector include OhioHealth, Mount Carmel Health, Columbus City Schools, and Nationwide Children's Hospital, all of which rank among the top 10 largest employers in region, according to *Columbus Business First's* 2013 Book of Lists. While the Columbus Metro ranks No. 1 among the 10 largest Midwest metros in private sector job growth since 2010, it remains overall a service-based economy.

**Describe the workforce and infrastructure needs of the business community:**

According to the Ohio Department of Job and Family Services (ODJFS), the Columbus metro economy is expected to grow by 105,000 new jobs between 2010 and 2020. The Education and Health Services sector--already the most robust in terms of existing jobs in the city--is expected to add the most jobs in the metro area over that time period. Other top growing industry sectors by number of new jobs are: Professional and Business Services; Trade, Transportation, and Utilities; and Leisure and Hospitality.

Nearly 40% of the new jobs in the metro areas are expected to be management, business, science, and arts occupations, which tend to be high-paying, high-skill jobs. Conversely, service occupations, which tend to be lower-paying, lower-skill jobs, are anticipated to account for 27% of new jobs created by 2020. Eight of the top 10 growing occupations by number of annual openings earn less on average than the median hourly wage of \$17 per hour.

Based on these projects, it appears that there will be an increased demand for both high-skilled and low-skilled workers over the next five years in Columbus. The projected growth in high-paying jobs is an encouraging sign for the local economy, but the growth in low-paying jobs is a cause for concern. If the percentage of workers employed in high-paying and low-paying jobs increases, while the percentage of workers in middle-income jobs decreases, this could increase the economic polarization between LMI households and high income household in Columbus. This could result in an increased number of LMI households in the city, which would translate to greater housing, economic, and supportive service needs.

During focus group interviews, economic development professionals noted that two of the most pressing needs in the business community are workforce development and better connecting jobs and workers.

Many of the new jobs available to LMI residents are located in outlying areas of the county (warehousing and logistics at Rickenbacker, retail at Polaris, manufacturing along 161 in New Albany), but there is not proximate affordable housing. There are inadequate connections between LMI neighborhoods, mostly located in the central city, and employment and childcare opportunities. There was general agreement that transportation is a serious challenge for LMI persons, and a great deal of conversation around improving access to and options for transportation for the LMI population. Participants called for improved alternative options for residents to get to work (more frequent/improved transit; MORPC Rideshare; expanding transportation sharing options like (Lyft & Uber).

Besides the spatial disconnect between housing and jobs, focus group participants frequently mentioned the need for additional workforce training for LMI residents. Participants suggested that people need to be able to obtain jobs that pay a living wage to maintain safe and secure housing, and to do so, they need more workforce training opportunities. Several participants noted rising unemployment levels and higher numbers of long-term unemployed persons. The need for entry level training and soft skills were the most frequently mentioned. Additionally, the business community confirmed the need for workforce training for LMI residents by noting that there is a mismatch between the workforce needs of businesses and the skillset of local workers, especially among jobs that do not require a college education.

Below are a few data points that speak to a lack of economic mobility and highlight income inequality.

- Columbus ranks 8<sup>th</sup> among large metropolitan areas for overall income segregation, 4<sup>th</sup> for segregation of people with college degrees, and 10<sup>th</sup> for segregation of working class people.

- The poverty rate in Franklin County has seen an equitable recovery despite recent economic growth – poverty rate of 16.7% (recession high of 18.2%) and 29.7% for People of Color according to a recent report.



- There is a gap in equity and debt capital providers Top-down market analysis reveals meaningful financing gap: High-level analysis of market data (in combination with national insights) indicates total market demand in Columbus of ~\$7.2B, relative to current small business lending of ~\$0.4B – revealing an estimated gap of ~\$6.9B in small business lending

From a small business development perspective, neighborhood-based technical assistance and physical infrastructure such as incubators and accelerators are visibly lacking in low-to-moderate income neighborhoods throughout the City. This need was validated via a comprehensive small business ecosystem study commissioned by the Office of the Mayor and performed by Next Street, LLC.

The study found that targeted LMI neighborhoods such as North Linden, Hilltop, and Near East, are completely lacking in Class A office space – key infrastructure that is a key indicator of relative business market competitiveness across several industries - and equally lacking with regards to competitive retail space. These gaps in critical infrastructure within the built environment further exasperate small business development opportunities necessary to drive sustainable economic development activities and outcomes for neighborhood revitalization.

Class A Office Supply by Community Planning Area

Community Planning Area	Class A Office Space		
	Total Supply	% City Supply	Total Vacant
Downtown	9,289,000	50%	721,000
Near South	828,000	4%	102,000
Near East	231,000	1%	0
North Linden	320,000	2%	0
Franklinton	60,000	0%	33,000
Hilltop	0	0%	0
South Linden	0	0%	0
Columbus City	18,513,000		1,735,000
Columbus MSA	31,272,000		2,656,000

Source: CoStar, 2018

The fact that the assessment highlights that targeted LMI neighborhoods and corridors are currently capturing only 7% of the City's Class A office supply with 130,000 square feet of that space remaining



mostly vacant limits the ability of these corridors to capture potential key regional sector-based growth and resulting economic impact from Information Technology and other knowledge-based companies.

Additionally, targeted urban corridors such as Franklinton and LMI neighborhoods such as Hilltop are both located within close proximity to downtown Columbus can be easily envisioned as a potential growth corridors for new office, retail, and commercial development and redevelopment. However Hilltop, for example, currently represent 9% of the total Columbus retail space while 7% of that space sits vacant due to its obsolete and noncompetitive nature. Similarly, Near South has approximately 4% of the retail supply of the city with 4% of that space vacant.

Community Planning Area	Total Supply	% City Supply	Total	
			Vacant	% Vacant
Hilltop	5,233,000	9%	363,000	7%
North Linden	3,688,000	6%	58,000	2%
Near South	2,459,000	4%	89,000	4%
Downtown	2,314,000	4%	60,000	3%
Near East	1,081,000	2%	13,000	1%
Franklinton	972,000	2%	7,000	1%
South Linden	881,000	1%	22,000	2%
Columbus City	61,180,000		2,105,000	3%
Columbus MSA	118,645,000		3,473,000	3%

Source: CoStar, 2018

Consequently, these trends limit growth of neighborhood-based small businesses.

Key findings from the comprehensive ecosystem assessment detail the need for greater collaboration amongst the City and entrepreneur support organizations (ESOs). The study found that key support infrastructure particularly during post launch was needed throughout the city but is most needed in LMI neighborhoods. As a way of addressing this need, the City launched Accelerate Columbus Management and Technical Assistance Training and Advisement Program through a network of community-based partner organizations. The program provides structured management and technical assistance, training, and advisory services to traditional and lifestyle businesses throughout the City with concentrated programming in LMI neighborhoods amongst entrepreneurs of color.

Additionally, based on the types of industries and businesses bringing jobs to the City, the study has identified seven targeted industry clusters ideal for accelerated small business startup and growth from a neighborhood, city, and regional perspective.

**Describe any major changes that may have an economic impact, such as planned local or regional public or private sector investments or initiatives that have affected or may affect job and business growth opportunities during the planning period. Describe any needs for workforce development, business support or infrastructure these changes may create.**

**Companies are choosing to grow and add jobs in Columbus**

The City of Columbus has partnered with surrounding communities and regional economic development organization over the last 10 years to attract business expansion and investment by reaching out to existing businesses and domestic and international companies around the world. Businesses have, in return, invested over \$8 billion in capital investment and committed to create over 150,000 jobs in the 11-county Columbus region, with the City of Columbus at its center. The City has benefited from this growth across a diverse group of industries, many of which require more technical skills with higher levels of education.

**Accelerated Population growth in Columbus and Central Ohio**

Columbus ranks as the 14<sup>th</sup> largest city in the United States with a city population of 892,533 (Population estimates July 1, 2018 (V2018) U.S. Census Bureau residents. In 2018, the City added nearly 22,000 residents. The City's growth is partially fueled by domestic and international migration and our Central Ohio population is on track to grow from 2.1 to 3 million residents by 2050.

**Companies are investing in technology, innovation and jobs via Smart Columbus**

The City of Columbus competed against 77 cities nationwide to win the Smart City Challenge in 2016. With \$40 million from the U.S. Department of Transportation and \$10 million from Vulcan, Inc., a Paul G. Allen Company, to accelerate enhancements in technology and mobility to:

- Improve people's quality of life
- Drive growth in the economy
- Provide better access to jobs and ladders of opportunity
- Become a world-class logistics leader
- Foster sustainability

Over \$500 million in investment from public, private and academic sector partners and organizations has been committed toward related Smart Columbus mobility projects which will lead to the creation of a more specialized technical and data skilled workforce.

NEED FOR ADDITIONAL FUNDING –

**How do the skills and education of the current workforce correspond to employment opportunities in the jurisdiction?**

As our labor force is tighter, companies both locally and internationally are asking if Columbus has the quantity and quality of workforce needed to meet their needs, their customers' needs and increase innovation.

In Franklin County for ages 25+, 45.5% of the residents hold an associate's degree or higher; 38.7% hold a bachelor's degree or higher. Our workforce needs to improve its technical and industry-specific skill sets to meet the increasing demand of employers' job requirements.

**Describe any current workforce training initiatives, including those supported by Workforce Investment Boards, community colleges and other organizations. Describe how these efforts will support the jurisdiction's Consolidated Plan.**

In 2018, the City of Columbus Department of Development embarked on a Small Business Study to re-imagine the City's role in most effectively supporting city-wide small business growth. A 22-member Advisory Committee made up of small business owners, entrepreneur support organizations, capital providers, and other key stakeholders was convened to hear direct input from local entrepreneurs and small business owners as well as review best practices from peer national and regional cities with specific comparison to Columbus' economic, social, and small business climate. Outcomes of this research revealed specific gaps and opportunities for women and entrepreneurs of color.

**EXCERPT OF SMALL BUSINESS ECOSYSTEM KEY LEARNINGS (Phase 1)**

- Of **124,205** total businesses in Columbus, **95% are small businesses** (< 20 employees including non-employers)
- Only **21%** of the local small businesses **have paid employees**
- **Baby Boomers** own approximately **50%** of local Columbus small businesses
- Our Top Ecosystem Gaps include:
  - Limited awareness of available resources and lack of coordination across support providers
  - Need for support to help businesses scale in "post-launch" stage
  - Disproportionate challenges in accessing capital for People of Color and women
  - Business support and capital providers struggle to reach underserved neighborhoods

Additionally, we were able to identify 7 high potential industry clusters for small business growth:

1. Construction \*\* (236/238)
2. Food and Beverage \*\* (722/445)
3. Healthcare services \*\* (6211/6212/6213/6214)
4. Local businesses \*\* (8123/8112/8113/561/5324/54135/5419/323)

5. Personal services \*\* (8121/54192/8114/4461/4539)
6. Distribution and Ecommerce \*\* (493/424/423/532)
7. IT Digital \*\* (5415/334/33324/33422/5112/51913/518)

An Alternative industry cluster though not as significant is Fashion

\*\* (313/315/3162/31699/32562/33991/42394/4243/42434/54149)

\*\* (NAICS Codes for Small Business Growth Clusters)

Mid-year 2019, we saw the completion of Phase 1 of the City's Small Business Ecosystem Assessment. In July, we immediately surged into Phase 2 which began with the prioritization of strategies. Phase 2 will conclude later in the year with the release of the Columbus Small Business Agenda – a public-facing document that will define and clearly articulate strategies, programs, and partnerships as well as recommend policies, funding requirements, and cross-departmental realignments necessary to not only facilitate the implementation of the Small Business Agenda in Phase 3 but also will be necessary to realize key economic development impacts and outcomes envisioned within the document over a multi-year period.

#### **New Programs**

One of the goals of the Office of Small Business and Entrepreneur Development is to continually monitor and be informed by national trends and outreach programs that specifically target existing small business owners and aspiring entrepreneurs. In cases where compatible programs that meet the needs of local entrepreneurs are absent in our market, the Office will work within its partner network to seek to bring those programs to the City. Where those programs or relationships do not exist or do not fit our need, the Office may develop specific programs such as *Accelerate Columbus* that are more aligned with our desired outcomes.

The *Accelerate Columbus* brand of programs was developed and launched in January as part of this initiative to offer structured management and technical assistance, training and advisory services to our small business community. The City partners with certified entrepreneur support organizations (ESOs) to make these services available to the small business community. In this pilot year, we have partnered with the following organizations: YMT Consultants, Columbus Urban League, Ohio Small Business Development Centers, and R. L. Underwood & Associates. These organizations serve as partners to the City in implementing this program.

#### **Does your jurisdiction participate in a Comprehensive Economic Development Strategy (CEDS)?**

**If so, what economic development initiatives are you undertaking that may be coordinated with the Consolidated Plan? If not, describe other local/regional plans or initiatives that impact economic growth.**

- Prioritize entrepreneurs of color for procurement and contracting;

- Keep residents in their homes by helping avoid evictions, prohibiting source of income discrimination for low-income renters, and providing mortgage foreclosure and property tax diversion programs for homeowners;
- Support programs to make homeownership more affordable;
- Promote and provide access to safe and affordable banking products

## MA-45 Non-Housing Community Development Assets – 91.215 (f)

### Introduction

As Ohio's state capital and largest city, the City of Columbus sits at the center of the Columbus MSA. Columbus enjoys a very diverse economy which is largely credited as the driving force for the City's economic stability. The Columbus MSA contributed \$136.3b in total economic output in 2017 (a 3.8% increase over the prior year). This is largely due to the fact that the City enjoys a very strong and robust corporate presence that directly contributes to the economic output. To that end, approximately 20 Fortune 1000 companies call the City of Columbus home.

### Economic Development Market Analysis

#### Business Activity

Business by Sector	Number of Workers	Number of Jobs	Share of Workers %	Share of Jobs %	Jobs less workers %
Agriculture, Mining, Oil & Gas Extraction	766	409	0	0	0
Arts, Entertainment, Accommodations	43,585	51,191	13	12	-1
Construction	9,425	14,860	3	3	1
Education and Health Care Services	62,878	84,532	18	20	1
Finance, Insurance, and Real Estate	29,620	45,422	9	11	2
Information	7,568	10,918	2	3	0
Manufacturing	21,825	25,946	6	6	0
Other Services	11,853	16,078	3	4	0
Professional, Scientific, Management Services	41,657	56,567	12	13	1
Public Administration	0	0	0	0	0
Retail Trade	41,644	50,853	12	12	0
Transportation and Warehousing	19,250	20,846	6	5	-1
Wholesale Trade	15,643	17,023	5	4	-1

Business by Sector	Number of Workers	Number of Jobs	Share of Workers %	Share of Jobs %	Jobs less workers %
Total	305,714	394,645	--	--	--

**Table 1 - Business Activity**

Data Source: 2011-2015 ACS (Workers), 2015 Longitudinal Employer-Household Dynamics (Jobs)

**Labor Force**

Total Population in the Civilian Labor Force	455,582
Civilian Employed Population 16 years and over	420,260
Unemployment Rate	7.75
Unemployment Rate for Ages 16-24	25.96
Unemployment Rate for Ages 25-65	5.10

**Table 2 - Labor Force**

Data Source: 2011-2015 ACS

Occupations by Sector	Number of People
Management, business and financial	109,005
Farming, fisheries and forestry occupations	24,035
Service	45,738
Sales and office	108,690
Construction, extraction, maintenance and repair	21,185
Production, transportation and material moving	20,935

**Table 3 – Occupations by Sector**

Data Source: 2011-2015 ACS

**Travel Time**

Travel Time	Number	Percentage
< 30 Minutes	301,115	76%
30-59 Minutes	85,620	22%
60 or More Minutes	10,985	3%
<b>Total</b>	<b>397,720</b>	<b>100%</b>

**Table 4 - Travel Time**

Data Source: 2011-2015 ACS

**Education:**

Educational Attainment by Employment Status (Population 16 and Older)

Educational Attainment	In Labor Force		Not in Labor Force
	Civilian Employed	Unemployed	
Less than high school graduate	23,215	3,670	21,025



Educational Attainment	In Labor Force		Not in Labor Force
	Civilian Employed	Unemployed	
High school graduate (includes equivalency)	73,395	7,195	30,010
Some college or Associate's degree	103,225	8,210	23,755
Bachelor's degree or higher	143,145	4,335	17,080

**Table 5 - Educational Attainment by Employment Status**

Data Source: 2011-2015 ACS

**Educational Attainment by Age**

	Age				
	18-24 yrs	25-34 yrs	35-44 yrs	45-65 yrs	65+ yrs
Less than 9th grade	1,025	3,955	4,015	6,925	5,640
9th to 12th grade, no diploma	10,588	10,110	7,875	15,030	7,985
High school graduate, GED, or alternative	24,090	31,045	25,465	54,100	26,973
Some college, no degree	48,570	36,030	25,165	40,290	14,533
Associate's degree	3,135	10,970	8,575	14,335	2,843
Bachelor's degree	13,880	50,395	25,560	33,205	10,160
Graduate or professional degree	1,235	22,725	13,605	19,205	7,859

**Table 6 - Educational Attainment by Age**

Data Source: 2011-2015 ACS

**Educational Attainment – Median Earnings in the Past 12 Months**

Educational Attainment	Median Earnings in the Past 12 Months
Less than high school graduate	67,733
High school graduate (includes equivalency)	128,398
Some college or Associate's degree	147,631
Bachelor's degree	199,645
Graduate or professional degree	252,120

**Table 7 – Median Earnings in the Past 12 Months**

Data Source: 2011-2015 ACS

**Based on the Business Activity table above, what are the major employment sectors within your jurisdiction?**

Major employment sectors of the City include education and healthcare, retail, and professional, scientific, and management services. Arts, entertainment and accommodations along with hospitality and food, financial and insurance, and construction are also major employment sectors.

The Education and Health Care Services sector alone provides 24% of the jobs in Columbus, due in large part to the presence of The Ohio State University which employs 27,656 people. Other large employers in this sector include OhioHealth, Mount Carmel Health, Columbus City Schools, and Nationwide Children's Hospital, all of which rank among the top 10 largest employers in region, according to *Columbus Business First's* 2013 Book of Lists. While the Columbus Metro ranks No. 1 among the 10 largest Midwest metros in private sector job growth since 2010, it remains overall a service-based economy.

**Describe the workforce and infrastructure needs of the business community:**

According to the Ohio Department of Job and Family Services (ODJFS), the Columbus metro economy is expected to grow by 105,000 new jobs between 2010 and 2020. The Education and Health Services sector--already the most robust in terms of existing jobs in the city--is expected to add the most jobs in the metro area over that time period. Other top growing industry sectors by number of new jobs are: Professional and Business Services; Trade, Transportation, and Utilities; and Leisure and Hospitality.

Nearly 40% of the new jobs in the metro areas are expected to be management, business, science, and arts occupations, which tend to be high-paying, high-skill jobs. Conversely, service occupations, which tend to be lower-paying, lower-skill jobs, are anticipated to account for 27% of new jobs created by 2020. Eight of the top 10 growing occupations by number of annual openings earn less on average than the median hourly wage of \$17 per hour.

Based on these projects, it appears that there will be an increased demand for both high-skilled and low-skilled workers over the next five years in Columbus. The projected growth in high-paying jobs is an encouraging sign for the local economy, but the growth in low-paying jobs is a cause for concern. If the percentage of workers employed in high-paying and low-paying jobs increases, while the percentage of workers in middle-income jobs decreases, this could increase the economic polarization between LMI households and high income household in Columbus. This could result in an increased number of LMI households in the city, which would translate to greater housing, economic, and supportive service needs.

During focus group interviews, economic development professionals noted that two of the most pressing needs in the business community are workforce development and better connecting jobs and workers.

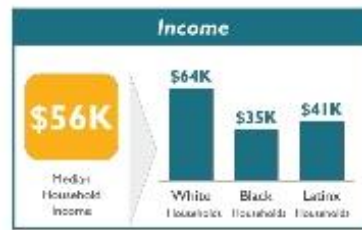
Many of the new jobs available to LMI residents are located in outlying areas of the county (warehousing and logistics at Rickenbacker, retail at Polaris, manufacturing along 161 in New Albany), but there is not proximate affordable housing. There are inadequate connections between LMI neighborhoods, mostly located in the central city, and employment and childcare opportunities. There was general agreement that transportation is a serious challenge for LMI persons, and a great deal of conversation around improving access to and options for transportation for the LMI population. Participants called for improved alternative options for residents to get to work (more frequent/improved transit; MORPC Rideshare; expanding transportation sharing options like (Lyft & Uber).

Besides the spatial disconnect between housing and jobs, focus group participants frequently mentioned the need for additional workforce training for LMI residents. Participants suggested that people need to be able to obtain jobs that pay a living wage to maintain safe and secure housing, and to do so, they need more workforce training opportunities. Several participants noted rising unemployment levels and higher numbers of long-term unemployed persons. The need for entry level training and soft skills were the most frequently mentioned. Additionally, the business community confirmed the need for workforce training for LMI residents by noting that there is a mismatch between the workforce needs of businesses and the skillset of local workers, especially among jobs that do not require a college education.

Below are a few data points that speak to a lack of economic mobility and highlight income inequality.

- Columbus ranks 8<sup>th</sup> among large metropolitan areas for overall income segregation, 4<sup>th</sup> for segregation of people with college degrees, and 10<sup>th</sup> for segregation of working class people.

- The poverty rate in Franklin County has seen an equitable recovery despite recent economic growth – poverty rate of 16.7% (recession high of 18.2%) and 29.7% for People of Color according to a recent report.



- There is a gap in equity and debt capital providers Top-down market analysis reveals meaningful financing gap: High-level analysis of market data (in combination with national insights) indicates total market demand in Columbus of ~\$7.2B, relative to current small business lending of ~\$0.4B – revealing an estimated gap of ~\$6.9B in small business lending

From a small business development perspective, neighborhood-based technical assistance and physical infrastructure such as incubators and accelerators are visibly lacking in low-to-moderate income neighborhoods throughout the City. This need was validated via a comprehensive small business ecosystem study commissioned by the Office of the Mayor and performed by Next Street, LLC.

The study found that targeted LMI neighborhoods such as North Linden, Hilltop, and Near East, are completely lacking in Class A office space – key infrastructure that is a key indicator of relative business market competitiveness across several industries - and equally lacking with regards to competitive retail space. These gaps in critical infrastructure within the built environment further exasperate small business development opportunities necessary to drive sustainable economic development activities and outcomes for neighborhood revitalization.

Class A Office Supply by Community Planning Area

Community Planning Area	Class A Office Space		
	Total Supply	% City Supply	Total Vacant
Downtown	9,289,000	50%	721,000
Near South	828,000	4%	102,000
Near East	231,000	1%	0
North Linden	320,000	2%	0
Franklinton	60,000	0%	33,000
Hilltop	0	0%	0
South Linden	0	0%	0
Columbus City	18,513,000		1,735,000
Columbus MSA	31,272,000		2,656,000

Source: CoStar, 2018

The fact that the assessment highlights that targeted LMI neighborhoods and corridors are currently capturing only 7% of the City's Class A office supply with 130,000 square feet of that space remaining

mostly vacant limits the ability of these corridors to capture potential key regional sector-based growth and resulting economic impact from Information Technology and other knowledge-based companies.

Additionally, targeted urban corridors such as Franklinton and LMI neighborhoods such as Hilltop are both located within close proximity to downtown Columbus can be easily envisioned as a potential growth corridors for new office, retail, and commercial development and redevelopment. However Hilltop, for example, currently represent 9% of the total Columbus retail space while 7% of that space sits vacant due to its obsolete and noncompetitive nature. Similarly, Near South has approximately 4% of the retail supply of the city with 4% of that space vacant.

Community Planning Area	Total Supply	% City Supply	Total	
			Vacant	% Vacant
Hilltop	5,233,000	9%	363,000	7%
North Linden	3,688,000	6%	58,000	2%
Near South	2,459,000	4%	89,000	4%
Downtown	2,314,000	4%	60,000	3%
Near East	1,081,000	2%	13,000	1%
Franklinton	972,000	2%	7,000	1%
South Linden	881,000	1%	22,000	2%
Columbus City	61,180,000		2,105,000	3%
Columbus MSA	118,645,000		3,473,000	3%

Source: CoStar, 2018

Consequently, these trends limit growth of neighborhood-based small businesses.

Key findings from the comprehensive ecosystem assessment detail the need for greater collaboration amongst the City and entrepreneur support organizations (ESOs). The study found that key support infrastructure particularly during post launch was needed throughout the city but is most needed in LMI neighborhoods. As a way of addressing this need, the City launched Accelerate Columbus Management and Technical Assistance Training and Advisement Program through a network of community-based partner organizations. The program provides structured management and technical assistance, training, and advisory services to traditional and lifestyle businesses throughout the City with concentrated programming in LMI neighborhoods amongst entrepreneurs of color.

Additionally, based on the types of industries and businesses bringing jobs to the City, the study has identified seven targeted industry clusters ideal for accelerated small business startup and growth from a neighborhood, city, and regional perspective.

**Describe any major changes that may have an economic impact, such as planned local or regional public or private sector investments or initiatives that have affected or may affect job and business growth opportunities during the planning period. Describe any needs for workforce development, business support or infrastructure these changes may create.**

**Companies are choosing to grow and add jobs in Columbus**

The City of Columbus has partnered with surrounding communities and regional economic development organization over the last 10 years to attract business expansion and investment by reaching out to existing businesses and domestic and international companies around the world. Businesses have, in return, invested over \$8 billion in capital investment and committed to create over 150,000 jobs in the 11-county Columbus region, with the City of Columbus at its center. The City has benefited from this growth across a diverse group of industries, many of which require more technical skills with higher levels of education.

**Accelerated Population growth in Columbus and Central Ohio**

Columbus ranks as the 14<sup>th</sup> largest city in the United States with a city population of 892,533 (Population estimates July 1, 2018 (V2018) U.S. Census Bureau residents. In 2018, the City added nearly 22,000 residents. The City's growth is partially fueled by domestic and international migration and our Central Ohio population is on track to grow from 2.1 to 3 million residents by 2050.

**Companies are investing in technology, innovation and jobs via Smart Columbus**

The City of Columbus competed against 77 cities nationwide to win the Smart City Challenge in 2016. With \$40 million from the U.S. Department of Transportation and \$10 million from Vulcan, Inc., a Paul G. Allen Company, to accelerate enhancements in technology and mobility to:

- Improve people's quality of life
- Drive growth in the economy
- Provide better access to jobs and ladders of opportunity
- Become a world-class logistics leader
- Foster sustainability

Over \$500 million in investment from public, private and academic sector partners and organizations has been committed toward related Smart Columbus mobility projects which will lead to the creation of a more specialized technical and data skilled workforce.

NEED FOR ADDITIONAL FUNDING –

**How do the skills and education of the current workforce correspond to employment opportunities in the jurisdiction?**

As our labor force is tighter, companies both locally and internationally are asking if Columbus has the quantity and quality of workforce needed to meet their needs, their customers' needs and increase innovation.

In Franklin County for ages 25+, 45.5% of the residents hold an associate's degree or higher; 38.7% hold a bachelor's degree or higher. Our workforce needs to improve its technical and industry-specific skill sets to meet the increasing demand of employers' job requirements.

**Describe any current workforce training initiatives, including those supported by Workforce Investment Boards, community colleges and other organizations. Describe how these efforts will support the jurisdiction's Consolidated Plan.**

In 2018, the City of Columbus Department of Development embarked on a Small Business Study to re-imagine the City's role in most effectively supporting city-wide small business growth. A 22-member Advisory Committee made up of small business owners, entrepreneur support organizations, capital providers, and other key stakeholders was convened to hear direct input from local entrepreneurs and small business owners as well as review best practices from peer national and regional cities with specific comparison to Columbus' economic, social, and small business climate. Outcomes of this research revealed specific gaps and opportunities for women and entrepreneurs of color.

**EXCERPT OF SMALL BUSINESS ECOSYSTEM KEY LEARNINGS (Phase 1)**

- Of **124,205** total businesses in Columbus, **95% are small businesses** (< 20 employees including non-employers)
- Only **21%** of the local small businesses **have paid employees**
- **Baby Boomers** own approximately **50%** of local Columbus small businesses
- Our Top Ecosystem Gaps include:
  - Limited awareness of available resources and lack of coordination across support providers
  - Need for support to help businesses scale in "post-launch" stage
  - Disproportionate challenges in accessing capital for People of Color and women
  - Business support and capital providers struggle to reach underserved neighborhoods

Additionally, we were able to identify 7 high potential industry clusters for small business growth:

1. Construction \*\* (236/238)
2. Food and Beverage \*\* (722/445)
3. Healthcare services \*\* (6211/6212/6213/6214)
4. Local businesses \*\* (8123/8112/8113/561/5324/54135/5419/323)

5. Personal services \*\* (8121/54192/8114/4461/4539)
6. Distribution and Ecommerce \*\* (493/424/423/532)
7. IT Digital \*\* (5415/334/33324/33422/5112/51913/518)

An Alternative industry cluster though not as significant is Fashion

\*\* (313/315/3162/31699/32562/33991/42394/4243/42434/54149)

\*\* (NAICS Codes for Small Business Growth Clusters)

Mid-year 2019, we saw the completion of Phase 1 of the City's Small Business Ecosystem Assessment. In July, we immediately surged into Phase 2 which began with the prioritization of strategies. Phase 2 will conclude later in the year with the release of the Columbus Small Business Agenda – a public-facing document that will define and clearly articulate strategies, programs, and partnerships as well as recommend policies, funding requirements, and cross-departmental realignments necessary to not only facilitate the implementation of the Small Business Agenda in Phase 3 but also will be necessary to realize key economic development impacts and outcomes envisioned within the document over a multi-year period.

#### **New Programs**

One of the goals of the Office of Small Business and Entrepreneur Development is to continually monitor and be informed by national trends and outreach programs that specifically target existing small business owners and aspiring entrepreneurs. In cases where compatible programs that meet the needs of local entrepreneurs are absent in our market, the Office will work within its partner network to seek to bring those programs to the City. Where those programs or relationships do not exist or do not fit our need, the Office may develop specific programs such as *Accelerate Columbus* that are more aligned with our desired outcomes.

The *Accelerate Columbus* brand of programs was developed and launched in January as part of this initiative to offer structured management and technical assistance, training and advisory services to our small business community. The City partners with certified entrepreneur support organizations (ESOs) to make these services available to the small business community. In this pilot year, we have partnered with the following organizations: YMT Consultants, Columbus Urban League, Ohio Small Business Development Centers, and R. L. Underwood & Associates. These organizations serve as partners to the City in implementing this program.

#### **Does your jurisdiction participate in a Comprehensive Economic Development Strategy (CEDS)?**

**If so, what economic development initiatives are you undertaking that may be coordinated with the Consolidated Plan? If not, describe other local/regional plans or initiatives that impact economic growth.**

- Prioritize entrepreneurs of color for procurement and contracting;



- Keep residents in their homes by helping avoid evictions, prohibiting source of income discrimination for low-income renters, and providing mortgage foreclosure and property tax diversion programs for homeowners;
- Support programs to make homeownership more affordable;
- Promote and provide access to safe and affordable banking products

#### **Discussion**

## Grantee SF-424's and Certification(s)

### CERTIFICATIONS

In accordance with the applicable statutes and the regulations governing the consolidated plan regulations, the jurisdiction certifies that:

**Affirmatively Further Fair Housing** --The jurisdiction will affirmatively further fair housing.

**Uniform Relocation Act and Anti-displacement and Relocation Plan** -- It will comply with the acquisition and relocation requirements of the Uniform Relocation Assistance and Real Property Acquisition Policies Act of 1970, as amended, (42 U.S.C. 4601-4655) and implementing regulations at 49 CFR Part 24. It has in effect and is following a residential anti-displacement and relocation assistance plan required under 24 CFR Part 42 in connection with any activity assisted with funding under the Community Development Block Grant or HOME programs.

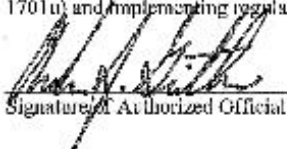
**Anti-Lobbying** --To the best of the jurisdiction's knowledge and belief:

1. No Federal appropriated funds have been paid or will be paid, by or on behalf of it, to any person for influencing or attempting to influence an officer or employee of any agency, a Member of Congress, an officer or employee of Congress, or an employee of a Member of Congress in connection with the awarding of any Federal contract, the making of any Federal grant, the making of any Federal loan, the entering into of any cooperative agreement, and the extension, continuation, renewal, amendment, or modification of any Federal contract, grant, loan, or cooperative agreement;
2. If any funds other than Federal appropriated funds have been paid or will be paid to any person for influencing or attempting to influence an officer or employee of any agency, a Member of Congress, an officer or employee of Congress, or an employee of a Member of Congress in connection with this Federal contract, grant, loan, or cooperative agreement, it will complete and submit Standard Form-LLL, "Disclosure Form to Report Lobbying," in accordance with its instructions; and
3. It will require that the language of paragraph 1 and 2 of this anti-lobbying certification be included in the award documents for all subawards at all tiers (including subcontracts, subgrants, and contracts under grants, loans, and cooperative agreements) and that all subrecipients shall certify and disclose accordingly.

**Authority of Jurisdiction** --The consolidated plan is authorized under State and local law (as applicable) and the jurisdiction possesses the legal authority to carry out the programs for which it is seeking funding, in accordance with applicable HUD regulations.

**Consistency with plan** --The housing activities to be undertaken with Community Development Block Grant, HOME, Emergency Solutions Grant, and Housing Opportunities for Persons With AIDS funds are consistent with the strategic plan in the jurisdiction's consolidated plan.

**Section 3** -- It will comply with section 3 of the Housing and Urban Development Act of 1968 (12 U.S.C. 1701u) and implementing regulations at 24 CFR Part 135.

  
Signature of Authorized Official

8-26-2020

Date

Mayor  
Title

## Specific Community Development Block Grant Certifications

The Entitlement Community certifies that:

**Citizen Participation** -- It is in full compliance and following a detailed citizen participation plan that satisfies the requirements of 24 CFR 91.105.

**Community Development Plan** -- Its consolidated plan identifies community development and housing needs and specifies both short-term and long-term community development objectives that have been developed in accordance with the primary objective of the CDBG program (i.e., the development of viable urban communities, by providing decent housing and expanding economic opportunities, primarily for persons of low and moderate income) and requirements of 24 CFR Parts 91 and 570.

**Following a Plan** -- It is following a current consolidated plan that has been approved by HUD.

**Use of Funds** -- It has complied with the following criteria:

1. Maximum Feasible Priority. With respect to activities expected to be assisted with CDBG funds, it has developed its Action Plan so as to give maximum feasible priority to activities which benefit low- and moderate-income families or aid in the prevention or elimination of slums or blight. The Action Plan may also include CDBG-assisted activities which the grantee certifies are designed to meet other community development needs having particular urgency because existing conditions pose a serious and immediate threat to the health or welfare of the community, and other financial resources are not available (see Optional CDBG Certification).

2. Overall Benefit. The aggregate use of CDBG funds, including Section 108 guaranteed loans, during program year(s) 2020 [a period specified by the grantee of one, two, or three specific consecutive program years], shall principally benefit persons of low and moderate income in a manner that ensures that at least 70 percent of the amount is expended for activities that benefit such persons during the designated period.

3. Special Assessments. It will not attempt to recover any capital costs of public improvements assisted with CDBG funds, including Section 108 loan guaranteed funds, by assessing any amount against properties owned and occupied by persons of low and moderate income, including any fee charged or assessment made as a condition of obtaining access to such public improvements.

However, if CDBG funds are used to pay the proportion of a fee or assessment that relates to the capital costs of public improvements (assisted in part with CDBG funds) financed from other revenue sources, an assessment or charge may be made against the property with respect to the public improvements financed by a source other than CDBG funds.

In addition, in the case of properties owned and occupied by moderate-income (not low-income) families, an assessment or charge may be made against the property for public improvements financed by a source other than CDBG funds if the jurisdiction certifies that it lacks CDBG funds to cover the assessment.


**Excessive Force** -- It has adopted and is enforcing:

1. A policy prohibiting the use of excessive force by law enforcement agencies within its jurisdiction against any individuals engaged in non-violent civil rights demonstrations; and
2. A policy of enforcing applicable State and local laws against physically harrng entrance to or exit from a facility or location which is the subject of such non-violent civil rights demonstrations within its jurisdiction.

**Compliance with Anti-discrimination laws** -- The grant will be conducted and administered in conformity with title VI of the Civil Rights Act of 1964 (42 U.S.C. 2000d) and the Fair Housing Act (42 U.S.C. 3601-3619) and implementing regulations.

**Lead-Based Paint** -- Its activities concerning lead-based paint will comply with the requirements of 24 CFR Part 35, Subparts A, B, J, K and R.

**Compliance with Laws** -- It will comply with applicable laws.



Signature of Authorized Official

8-26-2020

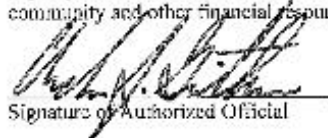
Date

MAYOR  
Title

**OPTIONAL Community Development Block Grant Certification**

Submit the following certification only when one or more of the activities in the action plan are designed to meet other community development needs having particular urgency as specified in 24 CFR 570.208(e):

The grantee hereby certifies that the Annual Plan includes one or more specifically identified CDDG-assisted activities which are designed to meet other community development needs having particular urgency because existing conditions pose a serious and immediate threat to the health or welfare of the community and other financial resources are not available to meet such needs.

  
\_\_\_\_\_  
Signature of Authorized Official

8-24-2020  
Date

MAYOR  
\_\_\_\_\_  
Title


**Specific HOME Certifications**

The HOME participating jurisdiction certifies that:

**Tenant Based Rental Assistance** -- If it plans to provide tenant-based rental assistance, the tenant based rental assistance is an essential element of its consolidated plan.

**Eligible Activities and Costs** -- It is using and will use HOME funds for eligible activities and costs, as described in 24 CFR §§92.205 through 92.209 and that it is not using and will not use HOME funds for prohibited activities, as described in §92.214.

**Subsidy layering** -- Before committing any funds to a project, it will evaluate the project in accordance with the guidelines that it adopts for this purpose and will not invest any more HOME funds in combination with other federal assistance than is necessary to provide affordable housing.

  
\_\_\_\_\_  
Signature of Authorized Official

8-24-2020  
Date

MAYOR  
\_\_\_\_\_  
Title

## Emergency Solutions Grants Certifications

The Emergency Solutions Grants Program recipient certifies that:

**Major rehabilitation/conversion/renovation** – If an emergency shelter's rehabilitation costs exceed 75 percent of the value of the building before rehabilitation, the recipient will maintain the building as a shelter for homeless individuals and families for a minimum of 10 years after the date the building is first occupied by a homeless individual or family after the completed rehabilitation.

If the cost to convert a building into an emergency shelter exceeds 75 percent of the value of the building after conversion, the recipient will maintain the building as a shelter for homeless individuals and families for a minimum of 10 years after the date the building is first occupied by a homeless individual or family after the completed conversion.

In all other cases where ESG funds are used for renovation, the recipient will maintain the building as a shelter for homeless individuals and families for a minimum of 3 years after the date the building is first occupied by a homeless individual or family after the completed renovation.

**Essential Services and Operating Costs** – In the case of assistance involving shelter operations or essential services related to street outreach or emergency shelter, the recipient will provide services or shelter to homeless individuals and families for the period during which the ESG assistance is provided, without regard to a particular site or structure, so long the recipient serves the same type of persons (e.g., families with children, unaccompanied youth, disabled individuals, or victims of domestic violence) or persons in the same geographic area.

**Renovation** – Any renovation carried out with ESG assistance shall be sufficient to ensure that the building involved is safe and sanitary.

**Supportive Services** – The recipient will assist homeless individuals in obtaining permanent housing, appropriate supportive services (including medical and mental health treatment, victim services, counseling, supervision, and other services essential for achieving independent living), and other Federal, State, local, and private assistance available for these individuals.

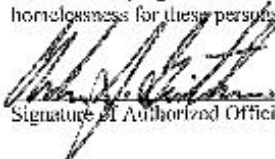
**Matching Funds** – The recipient will obtain matching amounts required under 24 CFR 576.201.

**Confidentiality** – The recipient has established and is implementing procedures to ensure the confidentiality of records pertaining to any individual provided family violence prevention or treatment services under any project assisted under the ESG program, including protection against the release of the address or location of any family violence shelter project, except with the written authorization of the person responsible for the operation of that shelter.

**Homeless Persons Involvement** – To the maximum extent practicable, the recipient will involve, through employment, volunteer services, or otherwise, homeless individuals and families in constructing, renovating, maintaining, and operating facilities assisted under the ESG program, in providing services assisted under the ESG program, and in providing services for occupants of facilities assisted under the program.

**Consolidated Plan** – All activities the recipient undertakes with assistance under ESG are consistent with its consolidated plan.

**Discharge Policy** – The recipient will establish and implement, to the maximum extent practicable and where appropriate, policies and protocols for the discharge of persons from publicly funded institutions or systems of care (such as health care facilities, mental health facilities, foster care or other youth facilities, or correction programs and institutions) in order to prevent this discharge from immediately resulting in homelessness for these persons.

  
Signature of Authorized Official

8 - 26 - 2020  
Date

ARMYOR  
Title




**Housing Opportunities for Persons With AIDS Certifications**

The HOPWA grantee certifies that:

**Activities** -- Activities funded under the program will meet urgent needs that are not being met by available public and private sources.

**Building** -- Any building or structure assisted under that program shall be operated for the purpose specified in the consolidated plan:

1. For a period of not less than 10 years in the case of assistance involving new construction, substantial rehabilitation, or acquisition of a facility,
2. For a period of not less than 3 years in the case of assistance involving non-substantial rehabilitation or repair of a building or structure.

  
\_\_\_\_\_  
Signature of Authorized Official

8-24-2020  
Date

MANOR  
\_\_\_\_\_  
Title

**APPENDIX TO CERTIFICATIONS**


**INSTRUCTIONS CONCERNING LOBBYING CERTIFICATION:**

**Lobbying Certification**

This certification is a material representation of fact upon which reliance was placed when this transaction was made or entered into. Submission of this certification is a prerequisite for making or entering into this transaction imposed by section 1352, title 31, U.S. Code. Any person who fails to file the required certification shall be subject to a civil penalty of not less than \$10,000 and not more than \$100,000 for each such failure.

Application for Federal Assistance SF-424		
* 1. Type of Submission: <input type="checkbox"/> Preapplication <input checked="" type="checkbox"/> Application <input type="checkbox"/> Changed/Corrected Application	* 2. Type of Application: <input checked="" type="checkbox"/> New <input type="checkbox"/> Continuation <input type="checkbox"/> Revision	* If Revision, select appropriate letter(s): <input type="text"/> * Other (Specify): <input type="text"/>
* 3. Date received: <input type="text"/>	4. Applicant Identifier: <input type="text"/>	
5a. Federal Entity Identifier: <input type="text"/>	5b. Federal Award Identifier: <input type="text"/>	
State Use Only:		
6. Date Received by State: <input type="text"/>	7. State Application Identifier: <input type="text"/>	
<b>B. APPLICANT INFORMATION:</b>		
* a. Legal Name: <input type="text" value="City of Columbus"/>		
* b. Employer/Taxpayer Identification Number (EIN/TIN): <input type="text" value="31-6400223"/>	* c. Organizational DUNS: <input type="text" value="0513699160000"/>	
d. Address:		
* Street 1: <input type="text" value="90 West Broad Street"/>	Street 2: <input type="text"/>	
* City: <input type="text" value="Columbus"/>	County/Parish: <input type="text"/>	
* State: <input type="text" value="OH: Ohio"/>	Province: <input type="text"/>	
* Country: <input type="text" value="USA: UNITED STATES"/>	* Zip / Postal Code: <input type="text" value="43215-9000"/>	
e. Organizational Unit:		
Department Name: <input type="text" value="Finance and Management"/>	Division Name: <input type="text" value="Grants Management"/>	
f. Name and contact information of person to be contacted on matters involving this application:		
Prefix: <input type="text" value="Ms."/>	* First Name: <input type="text" value="Lucie"/>	Middle Name: <input type="text"/>
* Last Name: <input type="text" value="McMahon"/>	Suffix: <input type="text"/>	
Title: <input type="text" value="Management Analyst II"/>		
Organizational Affiliation: <input type="text" value="City of Columbus Department of Finance and Management"/>		
* Telephone Number: <input type="text" value="614-645-7492"/>	Fax Number: <input type="text"/>	
* Email: <input type="text" value="LMMcMahon@columbus.gov"/>		

Application for Federal Assistance SF-424	
* 9. Type of Applicant 1: Select Applicant Type: <input type="text" value="City or Township Government"/> Type of Applicant 2: Select Applicant Type: <input type="text"/> Type of Applicant 3: Select Applicant Type: <input type="text"/> * Other (specify): <input type="text"/>	
* 10. Name of Federal Agency: <input type="text" value="U.S. Department of HUD"/>	
11. Catalog of Federal Domestic Assistance Number: <input type="text" value="14.223"/> CFDA Title: <input type="text" value="Emergency Solutions Grant"/>	
* 12. Funding Opportunity Number: <input type="text"/> * Title: <input type="text"/>	
13. Competition Identification Number: <input type="text"/> Title: <input type="text"/>	
14. Areas Affected by Project (Cities, Counties, States, etc.): <input type="text"/> <input type="button" value="Add Attachment"/> <input type="button" value="Delete Attachment"/> <input type="button" value="View Attachment"/>	
* 15. Descriptive Title of Applicant's Project: <input type="text" value="Emergency Shelter and rapid rehousing for the homeless"/>	
Attach supporting documents as specified in agency instructions. <input type="button" value="Add Attachments"/> <input type="button" value="Delete Attachments"/> <input type="button" value="View Attachments"/>	

Application for Federal Assistance SF-424	
16. Congressional Districts Of:	
* a. Applicant: <input type="text" value="OH-03"/>	* b. Program/Project: <input type="text" value="OH-03"/>
Attach an additional list of Program/Project Congressional Districts if needed.	
<input type="text"/> <input type="button" value="Add Attachment"/> <input type="button" value="Delete Attachment"/> <input type="button" value="View Attachment"/>	
17. Proposed Project:	
* a. Start Date: <input type="text" value="01/01/2020"/>	* b. End Date: <input type="text" value="12/31/2020"/>
18. Estimated Funding (\$):	
* a. Federal	<input type="text" value="623,661.00"/>
* b. Applicant	<input type="text"/>
* c. State	<input type="text"/>
* d. Local	<input type="text"/>
* e. Other	<input type="text"/>
* f. Program Income	<input type="text"/>
* g. TOTAL	<input type="text" value="623,661.00"/>
* 19. Is Application Subject to Review By State Under Executive Order 12372 Process?	
<input type="checkbox"/> a. This application was made available to the State under the Executive Order 12372 Process for review on <input type="text"/>	
<input type="checkbox"/> b. Program is subject to E.O. 12372 but has not been selected by the State for review.	
<input checked="" type="checkbox"/> c. Program is not covered by E.O. 12372.	
* 20. Is the Applicant Delinquent On Any Federal Debt? (If "Yes," provide explanation in attachment.)	
<input type="checkbox"/> Yes <input checked="" type="checkbox"/> No	
If "Yes", provide explanation and attach	
<input type="text"/> <input type="button" value="Add Attachment"/> <input type="button" value="Delete Attachment"/> <input type="button" value="View Attachment"/>	
21. *By signing this application, I certify (1) to the statements contained in the list of certifications** and (2) that the statements herein are true, complete and accurate to the best of my knowledge. I also provide the required assurances** and agree to comply with any resulting terms if I accept an award. I am aware that any false, fictitious, or fraudulent statements or claims may subject me to criminal, civil, or administrative penalties. (U.S. Code, Title 28, Section 1001)	
<input checked="" type="checkbox"/> ** I AGREE	
** The list of certifications and assurances, or an internet site where you may obtain this list, is contained in the announcement or agency specific instructions.	
Authorized Representative:	
Prefix: <input type="text" value="Mr."/>	* First Name: <input type="text" value="Andrew"/>
Middle Name: <input type="text"/>	
* Last Name: <input type="text" value="Gintber"/>	
Suffix: <input type="text"/>	
* Title: <input type="text" value="Mayor"/>	
* Telephone Number: <input type="text" value="614-645-7671"/>	Fax Number: <input type="text"/>
* Email: <input type="text"/>	
* Signature of Authorized Representative: 	* Date Signed: <input type="text" value="6-29-2020"/>

ASSURANCES - CONSTRUCTION PROGRAMS

OMB Number: 4040-0329  
 Expiration Date: 02/28/2022

Public reporting burden for this collection of information is estimated to average 15 minutes per response, including time for reviewing instructions, searching existing data sources, gathering and maintaining the data needed, and completing and reviewing the collection of information. Send comments regarding the burden estimate or any other aspect of this collection of information, including suggestions for reducing this burden, to the Office of Management and Budget, Paperwork Reduction Project (0318-0042), Washington, DC 20503.

**PLEASE DO NOT RETURN YOUR COMPLETED FORM TO THE OFFICE OF MANAGEMENT AND BUDGET. SEND IT TO THE ADDRESS PROVIDED BY THE SPONSORING AGENCY.**

**NOTE:** Certain of these assurances may not be applicable to your project or program. If you have questions, please contact the Awarding Agency. Further, certain Federal assistance awarding agencies may require applicants to certify to additional assurances. If such is the case, you will be notified.

As the duly authorized representative of the applicant, I certify that the applicant:


1. Has the legal authority to apply for Federal assistance, and the institutional, managerial and financial capability (including funds sufficient to pay the non-Federal share of project costs) to ensure proper planning, management and completion of project described in this application.
2. Will give the awarding agency, the Comptroller General of the United States and, if appropriate, the State, the right to examine all records, books, papers, or documents related to the assistance; and will establish a proper accounting system in accordance with generally accepted accounting standards or agency directives.
3. Will not dispose of, modify the use of, or change the terms of the real property title or other interest in the site and facilities without permission and instructions from the awarding agency. Will record the Federal awarding agency directives and will include a covenant in the title of real property acquired in whole or in part with Federal assistance funds to assure non-discrimination during the useful life of the project.
4. Will comply with the requirements of the assistance awarding agency with regard to the drafting, review and approval of construction plans and specifications.
5. Will provide and maintain competent and adequate engineering supervision at the construction site to ensure that the complete work conforms with the approved plans and specifications and will furnish progressive reports and such other information as may be required by the assistance awarding agency or State.
6. Will initiate and complete the work within the applicable time frame after receipt of approval of the awarding agency.
7. Will establish safeguards to prohibit employees from using their positions for a purpose that constitutes or presents the appearance of personal or organizational conflict of interest, or personal gain.
8. Will comply with the Intergovernmental Personnel Act of 1970 (42 U.S.C. §§4728-4763) relating to prescribed standards of merit systems for programs funded under one of the 19 statutes or regulations specified in Appendix A of OPM's Standards for a Merit System of Personnel Administration (5 C.F.R. 900, Subpart F).
9. Will comply with the Lead-Based Paint Poisoning Prevention Act (42 U.S.C. §§4601 et seq.) which prohibits the use of lead-based paint in construction or rehabilitation of residence structures.
10. Will comply with all Federal statutes relating to non-discrimination. These include but are not limited to: (a) Title VI of the Civil Rights Act of 1964 (P.L. 88-352) which prohibits discrimination on the basis of race, color or national origin; (b) Title IX of the Education Amendments of 1972, as amended (20 U.S.C. §§1861-1880, and 1625-1686), which prohibits discrimination on the basis of sex; (c) Section 504 of the Rehabilitation Act of 1973, as amended (29 U.S.C. §794), which prohibits discrimination on the basis of handicaps; (d) the Age Discrimination Act of 1975, as amended (42 U.S.C. §§5101-5107), which prohibits discrimination on the basis of age; (e) the Drug Abuse Office and Treatment Act of 1972 (P.L. 92-255), as amended relating to nondiscrimination on the basis of drug abuse; (f) the Comprehensive Alcohol Abuse and Alcoholism Prevention, Treatment and Rehabilitation Act of 1970 (P.L. 91-616), as amended, relating to nondiscrimination on the basis of alcohol abuse or alcoholism; (g) §§523 and 527 of the Public Health Service Act of 1972 (42 U.S.C. §§290 dd-3 and 290 ee 3), as amended, relating to confidentiality of alcohol and drug abuse patient records; (h) Title VIII of the Civil Rights Act of 1968 (42 U.S.C. §§3601 et seq.), as amended, relating to nondiscrimination in the sale, rental or financing of housing; (i) any other nondiscrimination provisions in the specific statute(s) under which application for Federal assistance is being made; and (j) the requirements of any other nondiscrimination statute(s) which may apply to the application.

Previous Edition Usable

Authorized for Local Reproduction

Standard Form 424D (Rev. 7-97)  
 Prescribed by OMB Circular A-102

11. Will comply, or has already complied, with the requirements of Titles II and III of the Uniform Relocation Assistance and Real Property Acquisition Policies Act of 1970 (P.L. 91-646) which provide for fair and equitable treatment of persons displaced or whose property is acquired as a result of Federal and federally-assisted programs. These requirements apply to all interests in real property acquired for project purposes regardless of Federal participation in purchases.
12. Will comply with the provisions of the Hatch Act (5 U.S.C. §§1501-1508 and 7324-7326) which limit the political activities of employees whose principal employment activities are funded in whole or in part with Federal funds.
13. Will comply, as applicable, with the provisions of the Davis-Bacon Act (40 U.S.C. §§276a to 276a-7), the Copeland Act (40 U.S.C. §276c and 16 U.S.C. §874), and the Contract Work Hours and Safety Standards Act (40 U.S.C. §§327-333) regarding labor standards for federally-assisted construction subagreements.
14. Will comply with flood insurance purchase requirements of Section 102(a) of the Flood Disaster Protection Act of 1973 (P.L. 93-234) which requires recipients in a special flood hazard area to participate in the program and to purchase flood insurance if the total cost of insurable construction and acquisition is \$10,000 or more.
15. Will comply with environmental standards which may be prescribed pursuant to the following: (a) institution of environmental quality control measures under the National Environmental Policy Act of 1969 (P.L. 91-190) and Executive Order (EO) 11514; (b) notification of violating facilities pursuant to EO 11738; (c) protection of wetlands pursuant to EO 11980; (d) evaluation of flood hazards in floodplains in accordance with EO 11988; (e) assurance of project consistency with the approved State management program developed under the Coastal Zone Management Act of 1972 (16 U.S.C. §§1451 et seq.); (f) conformity of Federal actions to State (Clean Air) implementation Plans under Section 176(c) of the Clean Air Act of 1966, as amended (42 U.S.C. §§7401 et seq.); (g) protection of underground sources of drinking water under the Safe Drinking Water Act of 1974, as amended (P.L. 93-325); and, (h) protection of endangered species under the Endangered Species Act of 1973, as amended (P.L. 93-205).
16. Will comply with the Wild and Scenic Rivers Act of 1966 (16 U.S.C. §§1271 et seq.) related to protecting components or potential components of the national wild and scenic rivers system.
17. Will assist the awarding agency in assuring compliance with Section 106 of the National Historic Preservation Act of 1966, as amended (16 U.S.C. §470), EO 11698 (identification and protection of historic properties), and the Archaeological and Historic Preservation Act of 1974 (16 U.S.C. §§469a-1 et seq.).
18. Will cause to be performed the required financial and compliance audits in accordance with the Single Audit Act Amendments of 1996 and OMB Circular No. A-133, "Audits of States, Local Governments, and Non-Profit Organizations."
19. Will comply with all applicable requirements of all other Federal laws, executive orders, regulations, and policies governing this program.
20. Will comply with the requirements of Section 108(g) of the Trafficking Victims Protection Act (TVPA) of 2000, as amended (22 U.S.C. 7104) which prohibits grant award recipients or a sub-recipient from: (1) Engaging in severe forms of trafficking in persons during the period of time that the award is in effect (2) Procuring a commercial sex act during the period of time that the award is in effect or (3) Using forced labor in the performance of the award or subawards under the award.


SIGNATURE OF AUTHORIZED CERTIFYING OFFICIAL	TITLE
	Mayor
APPLICANT ORGANIZATION	DATE SUBMITTED
City of Columbus	8-26-2020

88-424-1 (Rev. 7-97) Back

Application for Federal Assistance SF-424		
* 1. Type of Submission: <input type="checkbox"/> Preapplication <input checked="" type="checkbox"/> Application <input type="checkbox"/> Changed/Corrected Application	* 2. Type of Application: <input checked="" type="checkbox"/> New <input type="checkbox"/> Continuation <input type="checkbox"/> Revision	* If Revision, select appropriate letter(s): <input type="text"/> * Other (Specify): <input type="text"/>
* 3. Date Received: <input type="text"/>	4. Applicant Identifier: <input type="text"/>	
5a. Federal Entity Identifier: <input type="text"/>	5b. Federal Award Identifier: <input type="text"/>	
State Use Only:		
6. Date Received by State: <input type="text"/>	7. State Application Identifier: <input type="text"/>	
8. APPLICANT INFORMATION:		
* a. Legal Name: <input type="text" value="City of Columbus"/>		
* b. Employer/Taxpayer Identification Number (EIN/TIN): <input type="text" value="31-6400223"/>	* c. Organizational DUNS: <input type="text" value="0513699160000"/>	
d. Address:		
* Street1: <input type="text" value="90 West Broad Street"/>	Street2: <input type="text"/>	
* City: <input type="text" value="Columbus"/>	County/Parish: <input type="text"/>	
* State: <input type="text" value="OH: Ohio"/>	Province: <input type="text"/>	
* Country: <input type="text" value="USA: UNITED STATES"/>	* Zip / Postal Code: <input type="text" value="43215-9000"/>	
e. Organizational Unit:		
Department Name: <input type="text" value="Finance and Management"/>	Division Name: <input type="text" value="Grants Management"/>	
f. Name and contact information of person to be contacted on matters involving this application:		
Prefix: <input type="text" value="Ms."/>	* First Name: <input type="text" value="Lucie"/>	Middle Name: <input type="text"/>
* Last Name: <input type="text" value="McMahon"/>	Suffix: <input type="text"/>	
Title: <input type="text" value="Management Analyst II"/>		
Organizational Affiliation: <input type="text" value="City of Columbus Department of Finance and Management"/>		
* Telephone Number: <input type="text" value="614-645-7492"/>	Fax Number: <input type="text"/>	
* Email: <input type="text" value="LMMcMahon@columbus.gov"/>		



Application for Federal Assistance SF-424	
<p>* 9. Type of Applicant 1: Select Applicant Type:</p> <input type="text" value="City or Township Government"/> <p>Type of Applicant 2: Select Applicant Type:</p> <input type="text"/> <p>Type of Applicant 3: Select Applicant Type:</p> <input type="text"/> <p>* Other (specify):</p> <input type="text"/>	
<p>* 10. Name of Federal Agency:</p> <input type="text" value="U.S. Department of HUD"/>	
<p>11. Catalog of Federal Domestic Assistance Number:</p> <input type="text" value="14.239"/> <p>CDA Title:</p> <input type="text" value="HOUS Investment Partnerships"/>	
<p>* 12. Funding Opportunity Number:</p> <input type="text"/> <p>* Title:</p> <input type="text"/>	
<p>13. Competition Identification Number:</p> <input type="text"/> <p>Title:</p> <input type="text"/>	
<p>14. Areas Affected by Project (CINs, Counties, States, etc.):</p> <input type="text"/> <p><input type="button" value="Add Attachment"/> <input type="button" value="Delete Attachment"/> <input type="button" value="View Attachment"/></p>	
<p>* 15. Descriptive Title of Applicant's Project:</p> <input type="text" value="Affordable housing investment"/>	
<p>Attach supporting documents as specified in agency instructions</p> <p><input type="button" value="Add Attachments"/> <input type="button" value="Delete Attachments"/> <input type="button" value="View Attachments"/></p>	

Application for Federal Assistance SF-424	
16. Congressional Districts Of:	
* a. Applicant: <input type="text" value="08-03"/>	* b. Program/Project: <input type="text" value="01-03"/>
Attach an additional list of Program/Project Congressional Districts if needed.	
<input type="text"/> <input type="button" value="Add Attachment"/> <input type="button" value="Delete Attachment"/> <input type="button" value="View Attachment"/>	
17. Proposed Project:	
* a. Start Date: <input type="text" value="01/01/2020"/>	* b. End Date: <input type="text" value="12/31/2020"/>
18. Estimated Funding (\$):	
* a. Federal	<input type="text" value="4,428,293.00"/>
* b. Applicant	<input type="text"/>
* c. State	<input type="text"/>
* d. Local	<input type="text"/>
* e. Other	<input type="text"/>
* f. Program Income	<input type="text"/>
* g. TOTAL	<input type="text" value="4,428,293.00"/>
* 19. Is Application Subject to Review By State Under Executive Order 12372 Process?	
<input type="checkbox"/> a. This application was made available to the State under the Executive Order 12372 Process for review on <input type="text"/>	
<input type="checkbox"/> b. Program is subject to E.O. 12372 but has not been selected by the State for review.	
<input checked="" type="checkbox"/> c. Program is not covered by E.O. 12372.	
* 20. Is the Applicant Delinquent On Any Federal Debt? (If "Yes," provide explanation in attachment.)	
<input type="checkbox"/> Yes <input checked="" type="checkbox"/> No	
If "Yes", provide explanation and attach	
<input type="text"/> <input type="button" value="Add Attachment"/> <input type="button" value="Delete Attachment"/> <input type="button" value="View Attachment"/>	
21. *By signing this application, I certify (1) to the statements contained in the list of certifications** and (2) that the statements herein are true, complete and accurate to the best of my knowledge. I also provide the required assurances** and agree to comply with any resulting terms if I accept an award. I am aware that any false, fictitious, or fraudulent statements or claims may subject me to criminal, civil, or administrative penalties. (U.S. Code, Title 28, Section 1001)	
<input checked="" type="checkbox"/> ** I AGREE	
** The list of certifications and assurances, or an internet site where you may consult this list, is contained in the announcement or agency specific instructions.	
Authorized Representative:	
Prefix: <input type="text" value="Mr."/>	* First Name: <input type="text" value="Andrew"/>
Middle Name: <input type="text"/>	
* Last Name: <input type="text" value="Fletcher"/>	
Suffix: <input type="text"/>	
* Title: <input type="text" value="Mayor"/>	
* Telephone Number: <input type="text" value="54-545-7001"/>	* Fax Number: <input type="text"/>
* Email: <input type="text"/>	
* Signature of Authorized Representative: 	* Date Signed: <input type="text" value="8-26-2020"/>

ASSURANCES - CONSTRUCTION PROGRAMS

OMB Number: 4340-0089  
Expiration Date: 02/29/2022

Public reporting burden for this collection of information is estimated to average 15 minutes per response, including time for reviewing instructions, searching existing data sources, gathering and maintaining the data needed, and completing and reviewing the collection of information. Send comments regarding the burden estimate or any other aspect of this collection of information, including suggestions for reducing this burden, to the Office of Management and Budget, Paperwork Reduction Project (0346-0042), Washington, DC 20503.

**PLEASE DO NOT RETURN YOUR COMPLETED FORM TO THE OFFICE OF MANAGEMENT AND BUDGET. SEND IT TO THE ADDRESS PROVIDED BY THE SPONSORING AGENCY.**

**NOTE:** Certain of these assurances may not be applicable to your project or program. If you have questions, please contact the Awarding Agency. Further, certain Federal assistance awarding agencies may require applicants to certify to additional assurances. If such is the case, you will be notified.

As the duly authorized representative of the applicant, I certify that the applicant:


1. Has the legal authority to apply for Federal assistance, and the institutional, managerial and financial capability (including funds sufficient to pay the non-Federal share of project costs) to ensure proper planning, management and completion of project described in this application.
2. Will give the awarding agency, the Comptroller General of the United States and, if appropriate, the State, the right to examine all records, books, papers, or documents related to the assistance; and will establish a proper accounting system in accordance with generally accepted accounting standards or agency directives.
3. Will not dispose of, modify the use of, or change the terms of the real property title or other interest in the site and facilities without permission and instructions from the awarding agency. Will record the Federal awarding agency directives and will include a covenant in the title of real property acquired in whole or in part with Federal assistance funds to assure non-discrimination during the useful life of the project.
4. Will comply with the requirements of the assistance awarding agency with regard to the drafting, review and approval of construction plans and specifications.
5. Will provide and maintain competent and adequate engineering supervision at the construction site to ensure that the complete work conforms with the approved plans and specifications and will furnish progressive reports and such other information as may be required by the assistance awarding agency or State.
6. Will initiate and complete the work within the applicable time frame after receipt of approval of the awarding agency.
7. Will establish safeguards to prohibit employees from using their positions for a purpose that constitutes or presents the appearance of personal or organizational conflict of interest, or personal gain.
8. Will comply with the Intergovernmental Personnel Act of 1970 (42 U.S.C. §§4728-4763) relating to prescribed standards of merit systems for programs funded under one of the 19 statutes or regulations specified in Appendix A of OPM's Standards for a Merit System of Personnel Administration (5 C.F.R. 900, Subpart F).
9. Will comply with the Lead-Based Paint Poisoning Prevention Act (42 U.S.C. §§4801 et seq.) which prohibits the use of lead-based paint in construction or rehabilitation of residence structures.
10. Will comply with all Federal statutes relating to non-discrimination. These include but are not limited to: (a) Title VI of the Civil Rights Act of 1964 (P.L. 88-352) which prohibits discrimination on the basis of race, color or national origin; (b) Title IX of the Education Amendments of 1972, as amended (20 U.S.C. §§1681-1683, and 1686-1689), which prohibits discrimination on the basis of sex; (c) Section 504 of the Rehabilitation Act of 1973, as amended (29 U.S.C. §794), which prohibits discrimination on the basis of handicaps; (d) the Age Discrimination Act of 1975 as amended (42 U.S.C. §§6101-6107), which prohibits discrimination on the basis of age; (e) the Drug Abuse Office and Treatment Act of 1972 (P.L. 92-255), as amended relating to nondiscrimination on the basis of drug abuse; (f) the Comprehensive Alcohol Abuse and Alcoholism Prevention, Treatment and Rehabilitation Act of 1970 (P.L. 91-616), as amended, relating to nondiscrimination on the basis of alcohol abuse or alcoholism; (g) §§523 and 527 of the Public Health Service Act of 1912 (42 U.S.C. §§290 dg-3 and 290 ee 3), as amended, relating to confidentiality of alcohol and drug abuse patient records; (h) Title VII of the Civil Rights Act of 1964 (42 U.S.C. §§2001 et seq.), as amended, relating to nondiscrimination in the sale, rental or financing of housing; (i) any other nondiscrimination provisions in the specific statute(s) under which application for Federal assistance is being made; and (j) the requirements of any other nondiscrimination statute(s) which may apply to the application.

Previous Edition Usable

Authorized for Local Reproduction

Standard Form 4240 (Rev. 7/97)  
Prescribed by OMB Circular A-102

11. Will comply, or has already complied, with the requirements of Titles II and III of the Uniform Relocation Assistance and Real Property Acquisition Policies Act of 1970 (P.L. 91-646) which provide for fair and equitable treatment of persons displaced or whose property is acquired as a result of Federal and federally-assisted programs. These requirements apply to all interests in real property acquired for project purposes regardless of Federal participation in purchases.
12. Will comply with the provisions of the Hatch Act (5 U.S.C. §§1501-1505 and 7324-7328) which limit the political activities of employees whose principal employment activities are funded in whole or in part with Federal funds.
13. Will comply, as applicable, with the provisions of the Davis-Bacon Act (40 U.S.C. §§276a to 276e-7), the Copeland Act (40 U.S.C. §276c and 18 U.S.C. §874), and the Contract Work Hours and Safety Standards Act (40 U.S.C. §§327-333) regarding labor standards for federally-assisted construction subagreements.
14. Will comply with flood insurance purchase requirements of Section 102(a) of the Flood Disaster Protection Act of 1973 (P.L. 93-234) which requires recipients in a special flood hazard area to participate in the program and to purchase flood insurance if the total cost of insurable construction and acquisition is \$10,000 or more.
15. Will comply with environmental standards which may be prescribed pursuant to the following: (a) institution of environmental quality control measures under the National Environmental Policy Act of 1969 (P.L. 91-190) and Executive Order (EO) 11614; (b) notification of violating facilities pursuant to EO 11735; (c) protection of wetlands pursuant to EO 11990; (d) evaluation of flood hazards in floodplains in accordance with EO 11986; (e) assurance of project consistency with the approved State management program developed under the Coastal Zone Management Act of 1972 (16 U.S.C. §§1451 et seq.); (f) conformity of Federal actions to State (Clean Air) implementation Plans under Section 176(c) of the Clean Air Act of 1955, as amended (42 U.S.C. §§7401 et seq.); (g) protection of underground sources of drinking water under the Safe Drinking Water Act of 1974, as amended (P.L. 93-523); and, (h) protection of endangered species under the Endangered Species Act of 1973, as amended (P.L. 93-205).
16. Will comply with the Wild and Scenic Rivers Act of 1968 (16 U.S.C. §§1271 et seq.) related to protecting components or potential components of the national wild and scenic rivers system.
17. Will assist the awarding agency in assuring compliance with Section 106 of the National Historic Preservation Act of 1966, as amended (16 U.S.C. §470), EO 11593 (identification and protection of historic properties), and the Archaeological and Historic Preservation Act of 1974 (16 U.S.C. §§469a-1 et seq.).
18. Will cause to be performed the required financial and compliance audits in accordance with the Single Audit Act Amendments of 1996 and OMB Circular No. A-133, "Audits of States, Local Governments, and Non-Profit Organizations."
19. Will comply with all applicable requirements of all other Federal laws, executive orders, regulations, and policies governing this program.
20. Will comply with the requirements of Section 108(g) of the Trafficking Victims Protection Act (TVPA) of 2000, as amended (22 U.S.C. 7104) which prohibits grant award recipients or a sub-recipient from (1) Engaging in severe forms of trafficking in persons during the period of time that the award is in effect (2) Procuring a commercial sex act during the period of time that the award is in effect or (3) Using forced labor in the performance of the award or subawards under the award.

SIGNATURE OF AUTHORIZED CERTIFYING OFFICIAL	TITLE
	Mayor
APPLICANT ORGANIZATION	DATE SUBMITTED
City of Columbus	8-24-2020

SF-424D (Rev. 7-97) Back

Application for Federal Assistance SF-424		
* 1. Type of Submission: <input type="checkbox"/> Preapplication <input checked="" type="checkbox"/> Application <input type="checkbox"/> Changed/Corrected Application	* 2. Type of Application: <input checked="" type="checkbox"/> New <input type="checkbox"/> Continuation <input type="checkbox"/> Revision	* If Revision, select appropriate letter(s): <input type="text"/> * Other (Specify): <input type="text"/>
* 3. Date Received: <input type="text"/>	4. Applicant Identifier: <input type="text"/>	
5a. Federal Entity Identifier: <input type="text"/>	5b. Federal Award Identifier: <input type="text"/>	
<b>State Use Only:</b>		
6. Date Received by State: <input type="text"/>	7. State Application Identifier: <input type="text"/>	
<b>8. APPLICANT INFORMATION:</b>		
* a. Legal Name: <input type="text" value="City of Columbus"/>		
* b. Employer/Taxpayer Identification Number (EIN/TIN): <input type="text" value="31-6400223"/>	* c. Organizational DUNS: <input type="text" value="0513699160000"/>	
<b>d. Address:</b>		
* Street1: <input type="text" value="90 West Broad Street"/>	Street2: <input type="text"/>	
* City: <input type="text" value="Columbus"/>	County/Parish: <input type="text"/>	
* State: <input type="text" value="OH: Ohio"/>	Province: <input type="text"/>	
* Country: <input type="text" value="USA: UNITED STATES"/>	* Zip / Postal Code: <input type="text" value="43215-9000"/>	
<b>e. Organizational Unit:</b>		
Department Name: <input type="text" value="Finance and Management"/>	Division Name: <input type="text" value="Grants Management"/>	
<b>f. Name and contact information of person to be contacted on matters involving this application:</b>		
Prefix: <input type="text" value="Ms."/>	* First Name: <input type="text" value="Lucie"/>	Middle Name: <input type="text"/>
* Last Name: <input type="text" value="McMahon"/>	Suffix: <input type="text"/>	
Title: <input type="text" value="Management Analyst II"/>		
Organizational Affiliation: <input type="text" value="City of Columbus Department of Finance and Management"/>		
* Telephone Number: <input type="text" value="614-645-7492"/>	Fax Number: <input type="text"/>	
* Email: <input type="text" value="LMMcMahon@columbus.gov"/>		

Application for Federal Assistance SF-424	
<p><b>* 8. Type of Applicant 1: Select Applicant Type:</b></p> <input type="text" value="City of Columbus Government"/>	
<p>Type of Applicant 2: Select Applicant Type</p> <input type="text"/>	
<p>Type of Applicant 3: Select Applicant Type</p> <input type="text"/>	
<p>* Other (specify):</p> <input type="text"/>	
<p><b>* 10. Name of Federal Agency:</b></p> <input type="text" value="U.S. Department of HUD"/>	
<p><b>11. Catalog of Federal Domestic Assistance Number:</b></p> <input type="text" value="14.218"/>	
<p>CFDA Title:</p> <input type="text" value="Community Development Block Grant"/>	
<p><b>* 12. Funding Opportunity Number:</b></p> <input type="text"/>	
<p>* Title:</p> <input type="text"/>	
<p><b>13. Competition Identification Number:</b></p> <input type="text"/>	
<p>Title:</p> <input type="text"/>	
<p><b>14. Areas Affected by Project (Cities, Counties, States, etc.):</b></p> <input type="text"/> <input type="button" value="Add Attachment"/> <input type="button" value="Delete Attachment"/> <input type="button" value="View Attachment"/>	
<p><b>* 16. Descriptive Title of Applicant's Project:</b></p> <input type="text" value="Community Development Activities as described in the 2026 Action Plan"/>	
<p>Attach supporting documents as specified in agency instructions.</p> <input type="button" value="Add Attachments"/> <input type="button" value="Delete Attachments"/> <input type="button" value="View Attachments"/>	

**Application for Federal Assistance SF-424**

**16. Congressional Districts Of:**

\* a. Applicant:  \* b. Program/Project:

Attach an additional list of Program/Project Congressional Districts if needed.

**17. Proposed Project:**

\* a. Start Date:  \* b. End Date:

**18. Estimated Funding (\$):**

* a. Federal	7,450,000.00
* b. Applicant	
* c. State	
* d. Local	
* e. Other	
* f. Program Income	
* g. TOTAL	7,450,000.00

**\* 19. Is Application Subject to Review By State Under Executive Order 12872 Process?**

a. This application was made available to the State under the Executive Order 12872 Process for review on

b. Program is subject to E.O. 12872 but has not been selected by the State for review.

c. Program is not covered by E.O. 12872.

**\* 20. Is the Applicant Delinquent On Any Federal Debt? (If "Yes," provide explanation in attachment.)**

Yes  No

If "Yes", provide explanation and attach

**21. \*By signing this application, I certify (1) to the statements contained in the list of certifications\*\* and (2) that the statements herein are true, complete and accurate to the best of my knowledge. I also provide the required assurances\*\* and agree to comply with any resulting terms if I accept an award. I am aware that any false, fictitious, or fraudulent statements or claims may subject me to criminal, civil, or administrative penalties. (U.S. Code, Title 28, Section 1001)**

I AGREE

\*\* the list of certifications and assurances, or an Internet site where you may obtain this list, is contained in the announcement or agency specific instructions.

**Authorized Representative:**

Prefix:  First Name:  Address:


Middle Name:

Last Name:  Suffix:

\* Title:

\* Telephone Number:  Fax Number:

\* Email:

\* Signature of Authorized Representative:  \* Date Signed:

ASSURANCES - CONSTRUCTION PROGRAMS

OMB Number: 4540-0009  
 Expiration Date: 02/26/2022

Public reporting burden for this collection of information is estimated to average 15 minutes per response, including time for reviewing instructions, searching existing data sources, gathering and maintaining the data needed, and completing and reviewing the collection of information. Send comments regarding the burden estimate or any other aspect of this collection of information, including suggestions for reducing this burden, to the Office of Management and Budget, Paperwork Reduction Project (0346-0042), Washington, DC 20503.

**PLEASE DO NOT RETURN YOUR COMPLETED FORM TO THE OFFICE OF MANAGEMENT AND BUDGET. SEND IT TO THE ADDRESS PROVIDED BY THE SPONSORING AGENCY.**

**NOTE:** Certain of these assurances may not be applicable to your project or program. If you have questions, please contact the Awarding Agency. Further, certain Federal assistance awarding agencies may require applicants to certify to additional assurances. If such is the case, you will be notified.

As the duly authorized representative of the applicant, I certify that the applicant:

1. Has the legal authority to apply for Federal assistance, and the institutional, managerial and financial capability (including funds sufficient to pay the non-Federal share of project costs) to ensure proper planning, management and completion of project described in this application.
2. Will give the awarding agency, the Comptroller General of the United States and, if appropriate, the State, the right to examine all records, books, papers, or documents related to the assistance; and will establish a proper accounting system in accordance with generally accepted accounting standards or agency directives.
3. Will not dispose of, modify the use of, or change the terms of the real property title or other interest in the site and facilities without permission and instructions from the awarding agency. Will record the Federal awarding agency directives and will include a covenant in the title of real property acquired in whole or in part with Federal assistance funds to assure non-discrimination during the useful life of the project.
4. Will comply with the requirements of the assistance awarding agency with regard to the drafting, review and approval of construction plans and specifications.
5. Will provide and maintain competent and adequate engineering supervision at the construction site to ensure that the complete work conforms with the approved plans and specifications and will furnish progressive reports and such other information as may be required by the assistance awarding agency or State.
6. Will initiate and complete the work within the applicable time frame after receipt of approval of the awarding agency.
7. Will establish safeguards to prohibit employees from using their positions for a purpose that constitutes or presents the appearance of personal or organizational conflict of interest, or personal gain.
8. Will comply with the Intergovernmental Personnel Act of 1970 (42 U.S.C. §§4728-4753) relating to prescribed standards of merit systems for programs funded under one of the 19 statutes or regulations specified in Appendix A of OPM's Standards for a Merit System of Personnel Administration (5 C.F.R. 900, Subpart F).
9. Will comply with the Lead Based Paint Poisoning Prevention Act (42 U.S.C. §§4201 et seq.) which prohibits the use of lead based paint in construction or rehabilitation of residential structures.
10. Will comply with all Federal statutes relating to non-discrimination. These include but are not limited to: (a) Title VI of the Civil Rights Act of 1964 (P.L. 88-352) which prohibits discrimination on the basis of race, color or national origin; (b) Title IX of the Education Amendments of 1972, as amended (20 U.S.C. §§1681-1683, and 1685-1686), which prohibits discrimination on the basis of sex; (c) Section 504 of the Rehabilitation Act of 1973, as amended (29 U.S.C. §794), which prohibits discrimination on the basis of handicaps; (d) the Age Discrimination Act of 1975, as amended (42 U.S.C. §§6101-6107), which prohibits discrimination on the basis of age; (e) the Drug Abuse Office and Treatment Act of 1972 (P.L. 92-255), as amended relating to nondiscrimination on the basis of drug abuse; (f) the Comprehensive Alcohol Abuse and Alcoholism Prevention, Treatment and Rehabilitation Act of 1970 (P.L. 91-616), as amended, relating to nondiscrimination on the basis of alcohol abuse or alcoholism; (g) §§523 and 527 of the Public Health Service Act of 1912 (42 U.S.C. §§290 da-3 and 290 ec 3), as amended, relating to confidentiality of alcohol and drug abuse patient records; (h) Title VIII of the Civil Rights Act of 1968 (42 U.S.C. §§2901 et seq.), as amended, relating to nondiscrimination in the sale, rental or financing of housing; (i) any other nondiscrimination provisions in the specific statute(s) under which application for Federal assistance is being made; and (j) the requirements of any other nondiscrimination statute(s) which may apply to the application.


Previous Edition Usable

Authorized for Local Reproduction

Standard Form 4240 (Rev. 7/97)  
 Prescribed by OMB Circular A-102



11. Will comply, or has already complied, with the requirements of Titles II and III of the Uniform Relocation Assistance and Real Property Acquisition Policies Act of 1970 (P.L. 91-646) which provide for fair and equitable treatment of persons displaced or whose property is acquired as a result of Federal and federally-assisted programs. These requirements apply to all interests in real property acquired for project purposes regardless of Federal participation in purchases.
12. Will comply with the provisions of the Hatch Act (5 U.S.C. §§1501-1506 and 7324-7328) which limit the political activities of employees whose principal employment activities are funded in whole or in part with Federal funds.
13. Will comply, as applicable, with the provisions of the Davis-Bacon Act (40 U.S.C. §§276a to 276a-7), the Copeland Act (40 U.S.C. §276c and 18 U.S.C. §874), and the Contract Work Hours and Safety Standards Act (40 U.S.C. §§327-335) regarding labor standards for federally-assisted construction subagreements.
14. Will comply with flood insurance purchase requirements of Section 102(a) of the Flood Disaster Protection Act of 1973 (P.L. 93-234) which requires recipients in a special flood hazard area to participate in the program and to purchase flood insurance if the total cost of insurable construction and acquisition is \$10,000 or more.
15. Will comply with environmental standards which may be prescribed pursuant to the following: (a) institution of environmental quality control measures under the National Environmental Policy Act of 1969 (P.L. 91-190) and Executive Order (EO) 11514; (b) notification of violating facilities pursuant to EO 11738; (c) protection of wetlands pursuant to EO 11990; (d) evaluation of flood hazards in floodplains in accordance with EO 11985; (e) assurance of project consistency with the approved State management program developed under the Coastal Zone Management Act of 1972 (16 U.S.C. §§1451 et seq.); (f) conformity of Federal actions to State (Clean Air) Implementation Plans under Section 176(c) of the Clean Air Act of 1965, as amended (42 U.S.C. §§7401 et seq.); (g) protection of underground sources of drinking water under the Safe Drinking Water Act of 1974, as amended (P.L. 93-523); and, (h) protection of endangered species under the Endangered Species Act of 1973, as amended (P.L. 90-205).
16. Will comply with the Wild and Scenic Rivers Act of 1968 (16 U.S.C. §§1271 et seq.) related to protecting components or potential components of the national wild and scenic rivers system.
17. Will assist the awarding agency in assuring compliance with Section 105 of the National Historic Preservation Act of 1966, as amended (16 U.S.C. §470), EO 11583 (identification and protection of historic properties), and the Archaeological and Historic Preservation Act of 1974 (16 U.S.C. §§469a-1 et seq.).
18. Will cause to be performed the required financial and compliance audits in accordance with the Single Audit Act Amendments of 1998 and OMB Circular No. A-133, "Audits of States, Local Governments, and Non-Profit Organizations."
19. Will comply with all applicable requirements of all other Federal laws, executive orders, regulations, and policies governing this program.
20. Will comply with the requirements of Section 106(g) of the Trafficking Victims Protection Act (TVPA) of 2000, as amended (22 U.S.C. 7104) which prohibits grant award recipients or a sub-recipient from (1) Engaging in severe forms of trafficking in persons during the period of time that the award is in effect (2) Procuring a commercial sex act during the period of time that the award is in effect or (3) Using forced labor in the performance of the award or subawards under the award.

SIGNATURE OF AUTHORIZED CERTIFYING OFFICIAL	TITLE
	Mayor
APPLICANT ORGANIZATION	DATE SUBMITTED
City of Columbus	8-26-2020

SF-124D (Rev. 7-97) Back

Application for Federal Assistance SF-424		
* 1. Type of Submission: <input type="checkbox"/> Preapplication <input checked="" type="checkbox"/> Application <input type="checkbox"/> Changed/Corrected Application	* 2. Type of Application: <input checked="" type="checkbox"/> New <input type="checkbox"/> Continuation <input type="checkbox"/> Revision	* If Revision, select appropriate letter(s): _____ * Other (Specify): _____
* 3. Date Received: _____	4. Applicant Identifier: _____	
5a. Federal Entity Identifier: _____	5b. Federal Award Identifier: _____	
<b>State Use Only:</b>		
6. Date Received by State: _____	7. State Application Identifier: _____	
<b>8. APPLICANT INFORMATION:</b>		
* a. Legal Name: <u>City of Columbus</u>		
* b. Employer/Taxpayer Identification Number (EIN/TIN): <u>31-6400223</u>	* c. Organizational DUNS: <u>0513699160000</u>	
<b>d. Address:</b>		
* Street: <u>90 West Broad Street</u>	Street2: _____	
* City: <u>Columbus</u>	County/Parish: _____	
* State: <u>OR: Ohio</u>	Province: _____	
* Country: <u>USA: UNITED STATES</u>	* Zip / Postal Code: <u>43215-9000</u>	
<b>e. Organizational Unit:</b>		
Department Name: <u>Finance and Management</u>	Division Name: <u>Grants Management</u>	
<b>f. Name and contact information of person to be contacted on matters involving this application:</b>		
Prefix: <u>Ms.</u>	* First Name: <u>Lucie</u>	Middle Name: _____
* Last Name: <u>McMahon</u>	Suffix: _____	
Title: <u>Management Analyst II</u>		
Organizational Affiliation: <u>City of Columbus Department of Finance and Management</u>		
* Telephone Number: <u>614-645-7492</u>	Fax Number: _____	
* Email: <u>LJM McMahon@columbus.gov</u>		

Application for Federal Assistance SF-424	
<b>* 9. Type of Applicant 1: Select Applicant Type:</b> <input type="text" value="City or Township Government"/> <b>Type of Applicant 2: Select Applicant Type:</b> <input type="text"/> <b>Type of Applicant 3: Select Applicant Type:</b> <input type="text"/> <b>* Other (Specify):</b> <input type="text"/>	
<b>* 10. Name of Federal Agency:</b> <input type="text" value="U.S. Department of HUD"/>	
<b>11. Catalog of Federal Domestic Assistance Number:</b> <input type="text" value="14.201"/> <b>CFDA Title:</b> <input type="text" value="Housing Opportunities for Persons with AIDS"/>	
<b>* 12. Funding Opportunity Number:</b> <input type="text"/> <b>* Title:</b> <input type="text"/>	
<b>13. Competition Identification Number:</b> <input type="text"/> <b>Title:</b> <input type="text"/>	
<b>14. Areas Affected by Project (Cities, Counties, States, etc.):</b> <input type="text"/> <input type="button" value="Add Attachment"/> <input type="button" value="Delete Attachment"/> <input type="button" value="View Attachment"/>	
<b>* 15. Descriptive Title of Applicant's Project:</b> <input type="text" value="Housing and Supportive Services for persons with AIDS"/>	
Attach supporting documents as specified in agency instructions. <input type="button" value="Add Attachments"/> <input type="button" value="Delete Attachments"/> <input type="button" value="View Attachments"/>	

**Application for Federal Assistance SF-424**

**16. Congressional Districts Of:**  
 \* a. Applicant:  \* b. Program/Project:

Attach an additional list of Program/Project Congressional Districts if needed.

**17. Proposed Project:**  
 \* a. Start Date:  \* b. End Date:

**18. Estimated Funding (\$):**


* a. Federal	<input type="text" value="1,411,766.00"/>
* b. Applicant	<input type="text"/>
* c. State	<input type="text"/>
* d. Local	<input type="text"/>
* e. Other	<input type="text"/>
* f. Program Income	<input type="text"/>
* g. TOTAL	<input type="text" value="1,411,766.00"/>

**\* 19. Is Application Subject to Review By State Under Executive Order 12372 Process?**  
 a. This application was made available to the State under the Executive Order 12372 Process for review on   
 b. Program is subject to E.O. 12372 but has not been selected by the State for review.  
 c. Program is not covered by E.O. 12372.

**\* 20. Is the Applicant Delinquent On Any Federal Debt? (If "Yes," provide explanation in attachment.)**  
 Yes  No  
 If "Yes", provide explanation and attach

**21. \*By signing this application, I certify (1) to the statements contained in the list of certifications\*\* and (2) that the statements herein are true, complete and accurate to the best of my knowledge. I also provide the required assurances\*\* and agree to comply with any resulting terms if I accept an award. I am aware that any false, fictitious, or fraudulent statements or claims may subject me to criminal, civil, or administrative penalties. (U.S. Code, Title 28, Section 1001)**  
 \*\* I AGREE  
 \*\* The list of certifications and assurances, or an internet site where you may obtain this list, is contained in the announcement or agency specific instructions.

**Authorized Representative:**

Prefix:  \* First Name:   
 Middle Name:   
 \* Last Name:   
 Suffix:   
 \* Title:   
 \* Telephone Number:  Fax Number:   
 \* Email:   
 \* Signature of Authorized Representative:  \* Date Signed:

ASSURANCES - CONSTRUCTION PROGRAMS

OMB Number: 4040-0009  
Expiration Date: 02/28/2022

Public reporting burden for this collection of information is estimated to average 15 minutes per response, including time for reviewing instructions, searching existing data sources, gathering and maintaining the data needed, and completing and reviewing the collection of information. Send comments regarding the burden estimate or any other aspect of this collection of information, including suggestions for reducing this burden, to the Office of Management and Budget, Paperwork Reduction Project (0346-0042), Washington, DC 20503.

**PLEASE DO NOT RETURN YOUR COMPLETED FORM TO THE OFFICE OF MANAGEMENT AND BUDGET. SEND IT TO THE ADDRESS PROVIDED BY THE SPONSORING AGENCY.**

**NOTE:** Certain of these assurances may not be applicable to your project or program. If you have questions, please contact the Awarding Agency. Further, certain Federal assistance awarding agencies may require applicants to certify to additional assurances. If such is the case, you will be notified.

As the duly authorized representative of the applicant, I certify that the applicant:


1. Has the legal authority to apply for Federal assistance, and the institutional, managerial and financial capability (including funds sufficient to pay the non-Federal share of project costs) to ensure proper planning, management and completion of project described in this application.
2. Will give the awarding agency, the Comptroller General of the United States and, if appropriate, the State, the right to examine all records, books, papers, or documents related to the assistance; and will establish a proper accounting system in accordance with generally accepted accounting standards or agency directives.
3. Will not dispose of, modify the use of, or change the terms of the real property title or other interest in the site and facilities without permission and instructions from the awarding agency. Will record the Federal awarding agency directives and will include a covenant in the title of real property acquired in whole or in part with Federal assistance funds to assure non-discrimination during the useful life of the project.
4. Will comply with the requirements of the assistance awarding agency with regard to the drafting, review and approval of construction plans and specifications.
5. Will provide and maintain competent and adequate engineering supervision at the construction site to ensure that the complete work conforms with the approved plans and specifications and will furnish progressive reports and such other information as may be required by the assistance awarding agency or State.
6. Will initiate and complete the work within the applicable time frame after receipt of approval of the awarding agency.
7. Will establish safeguards to prohibit employees from using their positions for a purpose that constitutes or presents the appearance of personal or organizational conflict of interest, or personal gain.
8. Will comply with the Intergovernmental Personnel Act of 1970 (42 U.S.C. §§4726-4763) relating to prescribed standards of merit systems for programs funded under one of the 19 statutes or regulations specified in Appendix A of OPM's Standards for a Merit System of Personnel Administration (5 C.F.R. 500, Subpart F).
9. Will comply with the Lead-Based Paint Poisoning Prevention Act (42 U.S.C. §§4801 et seq.) which prohibits the use of lead-based paint in construction or rehabilitation of residence structures.
10. Will comply with all Federal statutes relating to non-discrimination. These include but are not limited to: (a) Title VI of the Civil Rights Act of 1964 (P.L. 88-352) which prohibits discrimination on the basis of race, color, or national origin; (b) Title IX of the Education Amendments of 1972, as amended (20 U.S.C. §§1881-1883, and 1685-1686), which prohibits discrimination on the basis of sex; (c) Section 504 of the Rehabilitation Act of 1973, as amended (29 U.S.C. §794), which prohibits discrimination on the basis of handicaps; (d) the Age Discrimination Act of 1975, as amended (42 U.S.C. §§6101-6107), which prohibits discrimination on the basis of age; (e) the Drug Abuse Office and Treatment Act of 1972 (P.L. 92-255), as amended relating to nondiscrimination on the basis of drug abuse; (f) the Comprehensive Alcohol Abuse and Alcoholism Prevention, Treatment and Rehabilitation Act of 1970 (P.L. 91-616), as amended, relating to nondiscrimination on the basis of alcohol abuse or alcoholism; (g) §§523 and 527 of the Public Health Service Act of 1972 (42 U.S.C. §§290 dd-3 and 290 ee-3), as amended, relating to confidentiality of alcohol and drug abuse patient records; (h) Title VIII of the Civil Rights Act of 1968 (42 U.S.C. §§3601 et seq.) as amended, relating to nondiscrimination in the sale, rental or financing of housing; (i) any other nondiscrimination provisions in the specific statute(s) under which application for Federal assistance is being made; and (j) the requirements of any other nondiscrimination statute(s) which may apply to the application.

Previous Edition Inactive

Authorized for Local Reproduction

Standard Form 4240 (Rev. 7-97)  
Prescribed by OMB Circular A-102

11. Will comply, or has already complied, with the requirements of Titles II and III of the Uniform Relocation Assistance and Real Property Acquisition Policies Act of 1970 (P.L. 91-646) which provide for fair and equitable treatment of persons displaced or whose property is acquired as a result of Federal and federally-assisted programs. These requirements apply to all interests in real property acquired for project purposes regardless of Federal participation in purchases.
12. Will comply with the provisions of the Hatch Act (5 U.S.C. §§1501-1506 and 7324-7328) which limit the political activities of employees whose principal employment activities are funded in whole or in part with Federal funds.
13. Will comply, as applicable, with the provisions of the Davis-Bacon Act (40 U.S.C. §§276a to 276a-7), the Copeland Act (40 U.S.C. §276c and 18 U.S.C. §874), and the Contract Work Hours and Safety Standards Act (40 U.S.C. §§327-333) regarding labor standards for federally assisted construction subagreements.
14. Will comply with flood insurance purchase requirements of Section 102(a) of the Flood Disaster Protection Act of 1973 (P.L. 93-234) which requires recipients in a special flood hazard area to participate in the program and to purchase flood insurance if the total cost of insurable construction and acquisition is \$10,000 or more.
15. Will comply with environmental standards which may be prescribed pursuant to the following: (a) institution of environmental quality control measures under the National Environmental Policy Act of 1969 (P.L. 91-190) and Executive Order (EO) 11514; (b) notification of violating facilities pursuant to EO 11738; (c) protection of wetlands pursuant to EO 11990; (d) evaluation of flood hazards in floodplains in accordance with EO 11986; (e) assurance of project consistency with the approved State management program developed under the Coastal Zone Management Act of 1972 (16 U.S.C. §§1451 et seq.); (f) conformity of Federal actions to State (Clean Air) Implementation Plans under Section 176(c) of the Clean Air Act of 1955, as amended (42 U.S.C. §§7401 et seq.); (g) protection of underground sources of drinking water under the Safe Drinking Water Act of 1974, as amended (P.L. 93-523); and, (h) protection of endangered species under the Endangered Species Act of 1973, as amended (P.L. 93-205).
16. Will comply with the Wild and Scenic Rivers Act of 1982 (16 U.S.C. §§1271 et seq.) related to protecting components or potential components of the national wild and scenic rivers system.
17. Will assist the awarding agency in assuring compliance with Section 106 of the National Historic Preservation Act of 1966, as amended (16 U.S.C. §470), EO 11593 (Identification and protection of historic properties), and the Archaeological and Historic Preservation Act of 1974 (16 U.S.C. §§469a-1 et seq.).
18. Will cause to be performed the required financial and compliance audits in accordance with the Single Audit Act Amendments of 1996 and OMB Circular No. A-133, "Audits of States, Local Governments, and Non-Profit Organizations."
19. Will comply with all applicable requirements of all other Federal laws, executive orders, regulations, and policies governing this program.
20. Will comply with the requirements of Section 100(g) of the Trafficking Victims Protection Act (TVPA) of 2000, as amended (22 U.S.C. 7104) which prohibits grant award recipients or a sub-recipient from (1) Engaging in severe forms of trafficking in persons during the period of time that the award is in effect (2) Procuring a commercial sex act during the period of time that the award is in effect or (3) Using forced labor in the performance of the award or subawards under the award.


SIGNATURE OF AUTHORIZED CERTIFYING OFFICIAL	TITLE
	Mayor
APPLICANT ORGANIZATION	DATE SUBMITTED
City of Columbus	8-26-2020

SF-424D (Rev. 7-97) Back

Application for Federal Assistance SF-424		
* 1. Type of Submission: <input type="checkbox"/> Preapplication <input checked="" type="checkbox"/> Application <input type="checkbox"/> Changed/Corrected Application	* 2. Type of Application: <input checked="" type="checkbox"/> New <input type="checkbox"/> Continuation <input type="checkbox"/> Revision	* If Revision, select appropriate letter(s): <input type="text"/> * Other (Specify): <input type="text"/>
* 3. Date Received: <input type="text"/>	4. Applicant Identifier: <input type="text"/>	
5a. Federal Entity Identifier: <input type="text"/>	5b. Federal Award Identifier: <input type="text"/>	
State Use Only:		
6. Date Received by State: <input type="text"/>	7. State Application Identifier: <input type="text"/>	
6. APPLICANT INFORMATION:		
* a. Legal Name: <input type="text" value="City of Columbus"/>		
* b. Employer/Taxpayer Identification Number (EIN/TIN): <input type="text" value="31-6400223"/>	* c. Organizational DUNS: <input type="text" value="05169916000"/>	
d. Address:		
* Street: <input type="text" value="90 West Broad Street"/>	Street2: <input type="text"/>	
* City: <input type="text" value="Columbus"/>	County/Parish: <input type="text"/>	
* State: <input type="text" value="OH: Ohio"/>	Province: <input type="text"/>	
* County: <input type="text" value="USA: FRANKLIN COUNTY"/>	* Zip / Postal Code: <input type="text" value="43215-9009"/>	
e. Organizational Unit:		
Department Name: <input type="text" value="Finance and Management"/>	Division Name: <input type="text" value="Grants Management"/>	
f. Name and contact information of person to be contacted on matters involving this application:		
* Prefix: <input type="text" value="Mr."/>	* First Name: <input type="text" value="Eric"/>	Middle Name: <input type="text"/>
* Last Name: <input type="text" value="McMahon"/>	Suffix: <input type="text"/>	
Title: <input type="text" value="Management Analyst II"/>		
Organizational Address: <input type="text" value="City of Columbus Department of Finance and Management"/>		
* Telephone Number: <input type="text" value="614-665-1492"/>	Fax Number: <input type="text"/>	
* Email: <input type="text" value="EMcMahon@ocfscolumbus.gov"/>		

Application for Federal Assistance SF-424	
<b>* 8. Type of Applicant 1: Select Applicant Type:</b> <input type="text" value="C. City or Township Government"/>	
<b>Type of Applicant 2: Select Applicant Type:</b> <input type="text"/>	
<b>Type of Applicant 3: Select Applicant Type:</b> <input type="text"/>	
<b>* 9. (if applicable)</b> <input type="text"/>	
<b>* 10. Name of Federal Agency:</b> <input type="text" value="U.S. Department of HUD"/>	
<b>11. Catalog of Federal Domestic Assistance Number:</b> <input type="text" value="4.218"/>	
<b>CFDA Title:</b> <input type="text" value="Community Development Block Grant"/>	
<b>* 12. Funding Opportunity Number:</b> <input type="text"/>	
<b>* Title:</b> <input type="text"/>	
<b>13. Competition Identification Number:</b> <input type="text"/>	
<b>Title:</b> <input type="text"/>	
<b>14. Areas Affected by Project (Cities, Counties, States, etc.):</b> <input type="text"/> <input type="button" value="Add Attachment"/> <input type="button" value="Delete Attachment"/> <input type="button" value="View Attachment"/>	
<b>* 15. Descriptive Title of Applicant's Project:</b> <input type="text" value="Community Development Activities to prevent, prepare and respond to the Covid-19 pandemic."/>	
Attach a reporting document as specified in agency instructions <input type="button" value="Add Attachments"/> <input type="button" value="Delete Attachments"/> <input type="button" value="View Attachments"/>	



Application for Federal Assistance SF-424	
16. Congressional Districts Of:	
* a. Applicant: <input type="text" value="04-03"/>	* b. Program/Project: <input type="text" value="04-03"/>
Attach an additional list of Program/Project Congressional Districts if needed.	
<input type="text"/> <input type="button" value="Add Attachment"/> <input type="button" value="Delete Attachment"/> <input type="button" value="View Attachment"/>	
17. Proposed Project:	
* a. Start Date: <input type="text" value="09/01/2020"/>	* b. End Date: <input type="text" value="09/30/2022"/>
18. Estimated Funding (\$):	
* a. Federal	<input type="text" value="4,385,525.00"/>
* b. Applicant	<input type="text"/>
* c. State	<input type="text"/>
* d. Local	<input type="text"/>
* e. Other	<input type="text"/>
* f. Program Income	<input type="text"/>
* g. TOTAL	<input type="text" value="4,385,525.00"/>
* 19. Is Application Subject to Review By State Under Executive Order 12872 Process?	
<input type="checkbox"/> a. This application was made available to the State under the Executive Order 12872 Process for review on <input type="text"/>	
<input type="checkbox"/> b. Program is subject to E.O. 12872 but has not been selected by the State for review.	
<input checked="" type="checkbox"/> c. Program is not covered by E.O. 12872.	
* 20. Is the Applicant Delinquent On Any Federal Debt? (if "Yes," provide explanation in attachment.)	
<input type="checkbox"/> Yes <input checked="" type="checkbox"/> No	
If "Yes" provide explanation and attach	
<input type="text"/> <input type="button" value="Add Attachment"/> <input type="button" value="Delete Attachment"/> <input type="button" value="View Attachment"/>	
21. *By signing this application, I certify (1) to the statements contained in the list of certifications** and (2) that the statements herein are true, complete and accurate to the best of my knowledge. I also provide the required assurances** and agree to comply with any resulting terms if I accept an award. I am aware that any false, fictitious, or fraudulent statements or claims may subject me to criminal, civil, or administrative penalties. (U.S. Code, Title 28, Section 1001)	
<input checked="" type="checkbox"/> ** I AGREE	
** The list of certifications and assurances, or an internet site where you may obtain this list, is contained in the announcement or agency area for the funding.	
Authorized Representative:	
Prefix: <input type="text" value="04"/>	* First Name: <input type="text" value="Anderson"/>
Middle Name: <input type="text"/>	
* Last Name: <input type="text" value="Bartler"/>	
Suffix: <input type="text"/>	
* Title: <input type="text" value="Mayor"/>	
* Telephone Number: <input type="text" value="614-645-2671"/>	Fax Number: <input type="text"/>
* Email: <input type="text"/>	
* Signature of Authorized Representative: 	* Date Signed: <input type="text" value="8-26-2020"/>

ASSURANCES - CONSTRUCTION PROGRAMS

GHS Number 4340-0038  
Expiration Date: 02/28/2022

Public reporting burden for this collection of information is estimated to average 15 minutes per response, including time for reviewing instructions, searching existing data sources, gathering and maintaining the data needed, and completing and reviewing the collection of information. Send comments regarding the burden estimate or any other aspect of this collection of information, including suggestions for reducing this burden, to the Office of Management and Budget, Paperwork Reduction Project (0348-0042), Washington, DC 20503.

**PLEASE DO NOT RETURN YOUR COMPLETED FORM TO THE OFFICE OF MANAGEMENT AND BUDGET. SEND IT TO THE ADDRESS PROVIDED BY THE SPONSORING AGENCY.**

**NOTE:** Certain of these assurances may not be applicable to your project or program. If you have questions, please contact the Awarding Agency. Further, certain Federal assistance awarding agencies may require applicants to certify to additional assurances. If such is the case, you will be notified.

As the duly authorized representative of the applicant, I certify that the applicant:


1. Has the legal authority to apply for Federal assistance, and the institutional, managerial and financial capability (including funds sufficient to pay the non-Federal share of project costs) to ensure proper planning, management and completion of project described in this application.
2. Will give the awarding agency, the Comptroller General of the United States and, if appropriate, the State, the right to examine all records, books, papers, or documents related to the assistance; and will establish a proper auditing system in accordance with generally accepted accounting standards or agency directives.
3. Will not dispose of, modify the use of, or change the terms of the real property title or other interest in the site and facilities without permission and instructions from the awarding agency. Will record the Federal awarding agency directives and will include a covenant in the title of real property acquired in whole or in part with Federal assistance funds to assure non-discrimination during the useful life of the project.
4. Will comply with the requirements of the assistance awarding agency with regard to the drafting, review and approval of construction plans and specifications.
5. Will provide and maintain competent and adequate engineering supervision at the construction site to ensure that the complete work conforms with the approved plans and specifications and will furnish progressive reports and such other information as may be required by the assistance awarding agency or State.
6. Will initiate and complete the work within the applicable time frame after receipt of approval of the awarding agency.
7. Will establish safeguards to prohibit employees from using their positions for a purpose that constitutes or presents the appearance of personal or organizational conflict of interest, or personal gain.
8. Will comply with the Intergovernmental Personnel Act of 1970 (42 U.S.C. §§470-478) relating to prescribed standards of merit systems for programs funded under one of the 19 statutes or regulations specified in Appendix A of OPM's Standards for a Merit System of Personnel Administration (5 C.F.R. 800, Subpart F).
9. Will comply with the Lead-Based Paint Poisoning Prevention Act (42 U.S.C. §§4801 et seq.) which prohibits the use of lead-based paint in construction or rehabilitation of residence structures.
10. Will comply with all Federal statutes relating to non-discrimination. These include but are not limited to: (a) Title VI of the Civil Rights Act of 1964 (P.L. 88-352) which prohibits discrimination on the basis of race, color or national origin; (b) Title IX of the Education Amendments of 1972, as amended (20 U.S.C. §§1861-1863, and 1866-1866), which prohibits discrimination on the basis of sex; (c) Section 504 of the Rehabilitation Act of 1973, as amended (29 U.S.C. §794), which prohibits discrimination on the basis of handicap; (d) the Age Discrimination Act of 1975, as amended (42 U.S.C. §§6101-6107), which prohibits discrimination on the basis of age; (e) the Drug Abuse Office and Treatment Act of 1972 (P.L. 92-255), as amended relating to nondiscrimination on the basis of drug abuse; (f) the Comprehensive Alcohol Abuse and Alcoholism Prevention, Treatment and Rehabilitation Act of 1970 (P.L. 91-616), as amended, relating to nondiscrimination on the basis of alcohol abuse or alcoholism; (g) §§523 and 527 of the Public Health Service Act of 1912 (42 U.S.C. §§290 dd-3 and 290 ee 3), as amended, relating to confidentiality of alcohol and drug abuse patient records; (h) Title VIII of the Civil Rights Act of 1968 (42 U.S.C. §§3601 et seq.), as amended, relating to nondiscrimination in the sale, rents, or financing of housing; (i) any other nondiscrimination provisions in the specific statute(s) under which application for Federal assistance is being made; and (j) the requirements of any other nondiscrimination statute(s) which may apply to the application.

Previous Edition Usable

Authorized for Local Reproduction

Standard Form 4240 (Rev. 7-57)  
Prescribed by GMB Circular A-102


11. Will comply, or has already complied, with the requirements of Titles II and III of the Uniform Relocation Assistance and Real Property Acquisition Policies Act of 1970 (P.L. 91-646) which provide for fair and equitable treatment of persons displaced or whose property is acquired as a result of Federal and federally-assisted programs. These requirements apply to all interests in real property acquired for project purposes regardless of Federal participation in purchases.
12. Will comply with the provisions of the Hatch Act (6 U.S.C. §§1501-1508 and 7324-7328) which limit the political activities of employees whose principal employment activities are funded in whole or in part with Federal funds.
13. Will comply, as applicable, with the provisions of the Davis-Bacon Act (40 U.S.C. §§276a to 276a-7), the Copeland Act (40 U.S.C. §276c and 48 U.S.C. §874), and the Contract Work Hours and Safety Standards Act (40 U.S.C. §§327-333) regarding labor standards for federally-assisted construction subagreements.
14. Will comply with flood insurance purchase requirements of Section 102(a) of the Flood Disaster Protection Act of 1973 (P.L. 93-234) which requires recipients in a special flood hazard area to participate in the program and to purchase flood insurance if the total cost of insurable construction and acquisition is \$10,000 or more.
15. Will comply with environmental standards which may be prescribed pursuant to the following: (a) institution of environmental quality control measures under the National Environmental Policy Act of 1969 (P.L. 91-190) and Executive Order (EO) 11514; (b) notification of violating facilities pursuant to EO 11738; (c) protection of wetlands pursuant to EO 11890; (d) evaluation of flood hazards in floodplains in accordance with EO 11986; (e) assurance of project consistency with the approved State management program developed under the Coastal Zone Management Act of 1972 (16 U.S.C. §§1451 et seq.); (f) conformity of Federal actions to State (Clean Air) implementation Plans under Section 175(c) of the Clean Air Act of 1965, as amended (42 U.S.C. §§7401 et seq.); (g) protection of underground sources of drinking water under the Safe Drinking Water Act of 1974, as amended (P.L. 93-523); and, (h) protection of endangered species under the Endangered Species Act of 1973, as amended (P.L. 93-205).
16. Will comply with the Wild and Scenic Rivers Act of 1968 (16 U.S.C. §§1271 et seq.) related to protecting components or potential components of the national wild and scenic rivers system.
17. Will assist the awarding agency in assuring compliance with Section 103 of the National Historic Preservation Act of 1966, as amended (16 U.S.C. §470), EO 11593 (identification and protection of historic properties), and the Archaeological and Historic Preservation Act of 1974 (16 U.S.C. §§469a-1 et seq.).
18. Will cause to be performed the required financial and compliance audits in accordance with the Single Audit Act Amendments of 1996 and OMB Circular No. A-133, "Audits of States, Local Governments, and Non-Profit Organizations."
19. Will comply with all applicable requirements of all other Federal laws, executive orders, regulations, and policies governing this program.
20. Will comply with the requirements of Section 108(g) of the Trafficking Victims Protection Act (TVPA) of 2000, as amended (22 U.S.C. 7104) which prohibits grant award recipients or a sub-recipient from: (1) Engaging in severe forms of trafficking in persons during the period of time that the award is in effect (2) Procuring a commercial sex act during the period of time that the award is in effect or (3) Using forced labor in the performance of the award or subawards under the award.

SIGNATURE OF AUTHORIZED CERTIFYING OFFICIAL	TITLE
	Mayor
APPLICANT ORGANIZATION City of Columbus	DATE SUBMITTED 8-26-2020

SF 4240 (Rev. 7/97) Back

Application for Federal Assistance SF-424		
* 1. Type of Submission: <input type="checkbox"/> Preapplication <input checked="" type="checkbox"/> Application <input type="checkbox"/> Changed/Corrected Application	* 2. Type of Application: <input checked="" type="checkbox"/> New <input type="checkbox"/> Continuation <input type="checkbox"/> Revision	* If Revision, select appropriate letter(s): <input type="text"/> * Other (Specify): <input type="text"/>
* 3. Date Received: <input type="text"/>	4. Applicant Identifier: <input type="text"/>	
5a. Federal Entity Identifier: <input type="text"/>	5b. Federal Award Identifier: <input type="text"/>	
State Use Only:		
6. Date Received by State: <input type="text"/>	7. State Application Identifier: <input type="text"/>	
8. APPLICANT INFORMATION:		
* a. Legal Name: <input type="text" value="City of Columbus"/>		
* b. Employer/Taxpayer Identification Number (EIN/TIN): <input type="text" value="31-6400223"/>	* c. Organizational DUNS: <input type="text" value="0513699160000"/>	
d. Address:		
* Street1: <input type="text" value="90 West Broad Street"/>	Street2: <input type="text"/>	
* City: <input type="text" value="Columbus"/>	County/Parish: <input type="text"/>	
* State: <input type="text" value="OH: Ohio"/>	Province: <input type="text"/>	
* Country: <input type="text" value="USA: UNITED STATES"/>	* Zip / Postal Code: <input type="text" value="43215-9000"/>	
e. Organizational Unit:		
Department Name: <input type="text" value="Finance and Management"/>	Division Name: <input type="text" value="Grants Management"/>	
f. Name and contact information of person to be contacted on matters involving this application:		
Prefix: <input type="text" value="Ms."/>	* First Name: <input type="text" value="Lucie"/>	Middle Name: <input type="text"/>
* Last Name: <input type="text" value="McMahon"/>	Suffix: <input type="text"/>	
Title: <input type="text" value="Management Analyst II"/>		
Organizational Affiliation: <input type="text" value="City of Columbus Department of Finance and Management"/>		
* Telephone Number: <input type="text" value="614-645-7492"/>	Fax Number: <input type="text"/>	
* Email: <input type="text" value="LMMcMahon@columbus.gov"/>		

Application for Federal Assistance SF-424	
<p>* 9. Type of Applicant 1: Select Applicant Type:</p> <input type="text" value="City or Township Government"/> <p>Type of Applicant 2: Select Applicant Type:</p> <input type="text"/> <p>Type of Applicant 3: Select Applicant Type:</p> <input type="text"/> <p>* Other (specify):</p> <input type="text"/>	
<p>* 10. Name of Federal Agency:</p> <input type="text" value="U.S. Department of HUD"/>	
<p>11. Catalog of Federal Domestic Assistance Number:</p> <input type="text" value="14.241"/> <p>CFDA Title:</p> <input type="text" value="Housing Opportunities for Persons with AIDS"/>	
<p>* 12. Funding Opportunity Number:</p> <input type="text"/> <p>* Title:</p> <input type="text"/>	
<p>13. Competition Identification Number:</p> <input type="text"/> <p>Title:</p> <input type="text"/>	
<p>14. Areas Affected by Project (Cities, Counties, States, etc.):</p> <input type="text"/> <p style="text-align: right;"> <input type="button" value="Add Attachment"/> <input type="button" value="Delete Attachment"/> <input type="button" value="View Attachment"/> </p>	
<p>* 16. Descriptive Title of Applicant's Project:</p> <input type="text" value="Housing and Supportive Services for persons with AIDS to prevent, prepare and respond to the Covid-19 pandemic."/>	
<p>Attach supporting documents as specified in agency instructions.</p> <p style="text-align: right;"> <input type="button" value="Add Attachments"/> <input type="button" value="Delete Attachments"/> <input type="button" value="View Attachments"/> </p>	

Application for Federal Assistance SF-424	
<b>16. Congressional Districts Of:</b>	
* a. Applicant: <input type="text" value="OE-03"/>	* b. Program/Project: <input type="text" value="OE-03"/>
Attach an additional list of Program/Project Congressional Districts if needed.	
<input type="text"/> <input type="button" value="Add Attachment"/> <input type="button" value="Delete Attachment"/> <input type="button" value="View Attachment"/>	
<b>17. Proposed Project:</b>	
* a. Start Date: <input type="text" value="03/27/2020"/>	* b. End Date: <input type="text" value="09/30/2022"/>
<b>18. Estimated Funding (\$):</b>	
* a. Federal	<input type="text" value="\$205,425"/>
* b. Applicant	<input type="text"/>
* c. State	<input type="text"/>
* d. Local	<input type="text"/>
* e. Other	<input type="text"/>
* f. Program Income	<input type="text"/>
* g. TOTAL	<input type="text" value="\$205,425"/>
<b>* 19. Is Application Subject to Review By State Under Executive Order 12372 Process?</b> <input type="checkbox"/> a. This application was made available to the State under the Executive Order 12372 Process for review on <input type="text"/> . <input type="checkbox"/> b. Program is subject to E.O. 12372 but has not been selected by the State for review. <input checked="" type="checkbox"/> c. Program is not covered by E.O. 12372.	
<b>* 20. Is the Applicant Delinquent On Any Federal Debt? (If "Yes," provide explanation in attachment.)</b> <input type="checkbox"/> Yes <input checked="" type="checkbox"/> No If "Yes", provide explanation and attach: <input type="text"/> <input type="button" value="Add Attachment"/> <input type="button" value="Delete Attachment"/> <input type="button" value="View Attachment"/>	
<b>21. *By signing this application, I certify (1) to the statements contained in the list of certifications** and (2) that the statements herein are true, complete and accurate to the best of my knowledge. I also provide the required assurances** and agree to comply with any resulting terms if I accept an award. I am aware that any false, fictitious, or fraudulent statements or claims may subject me to criminal, civil, or administrative penalties. (U.S. Code, Title 218, Section 1001)</b> <input checked="" type="checkbox"/> ** I AGREE ** The list of certifications and assurances, or an internet site where you may obtain this list, is contained in the announcement or agency specific instructions.	
<b>Authorized Representative:</b>	
Prefix: <input type="text" value="Mr."/>	* First Name: <input type="text" value="Andrew"/>
Middle Name: <input type="text"/>	
* Last Name: <input type="text" value="Gintner"/>	
Suffix: <input type="text"/>	
* Title: <input type="text" value="Mayor"/>	
* Telephone Number: <input type="text" value="614-645-7671"/>	Fax Number: <input type="text"/>
* Email: <input type="text"/>	
* Signature of Authorized Representative: 	* Date Signed: <input type="text" value="18-24-2020"/>

ASSURANCES - CONSTRUCTION PROGRAMS

OMB Number: 4040-0009  
Expiration Date: 02/28/2022

Public reporting burden for this collection of information is estimated to average 15 minutes per response, including time for reviewing instructions, searching existing data sources, gathering and maintaining the data needed, and completing and reviewing the collection of information. Send comments regarding the burden estimate or any other aspect of this collection of information, including suggestions for reducing this burden, to the Office of Management and Budget, Paperwork Reduction Project (0348-0042), Washington, DC 20503.

**PLEASE DO NOT RETURN YOUR COMPLETED FORM TO THE OFFICE OF MANAGEMENT AND BUDGET. SEND IT TO THE ADDRESS PROVIDED BY THE SPONSORING AGENCY.**

**NOTE:** Certain of these assurances may not be applicable to your project or program. If you have questions, please contact the Awarding Agency. Further, certain Federal assistance awarding agencies may require applicants to certify to additional assurances, if such is the case, you will be notified.

As the duly authorized representative of the applicant, I certify that the applicant:

1. Has the legal authority to apply for Federal assistance, and the institutional, managerial and financial capability (including funds sufficient to pay the non-Federal share of project costs) to ensure proper planning, management and completion of project described in this application.
2. Will give the awarding agency, the Comptroller General of the United States and, if appropriate, the State, the right to examine all records, books, papers, or documents related to the assistance; and will establish a proper accounting system in accordance with generally accepted accounting standards or agency directives.
3. Will not dispose of, modify the use of, or change the terms of the real property title or other interest in the site and facilities without permission and instructions from the awarding agency. Will record the Federal awarding agency directives and will include a covenant in the title of real property acquired in whole or in part with Federal assistance funds to assure non-discrimination during the useful life of the project.
4. Will comply with the requirements of the assistance awarding agency with regard to the drafting, review and approval of construction plans and specifications.
5. Will provide and maintain competent and adequate engineering supervision at the construction site to ensure that the complete work conforms with the approved plans and specifications and will furnish progressive reports and such other information as may be required by the assistance awarding agency or State.
6. Will initiate and complete the work within the applicable time frame after receipt of approval of the awarding agency.
7. Will establish safeguards to prohibit employees from using their positions for a purpose that constitutes or presents the appearance of personal or organizational conflict of interest, or personal gain.
8. Will comply with the Intergovernmental Personnel Act of 1970 (42 U.S.C. §§1728-1763) relating to prescribed standards of merit systems for programs funded under one of the 19 statutes or regulations specified in Appendix A of OPM's Standards for a Merit System of Personnel Administration (5 C.F.R. §50, Subpart F).
9. Will comply with the Lead Based Paint Poisoning Prevention Act (42 U.S.C. §4901 et seq.) which prohibits the use of lead-based paint in construction or rehabilitation of residence structures.
10. Will comply with all Federal statutes relating to non-discrimination. These include but are not limited to: (a) Title VI of the Civil Rights Act of 1964 (P.L. 88-352) which prohibits discrimination on the basis of race, color or national origin; (b) Title IX of the Education Amendments of 1972, as amended (20 U.S.C. §§1681-1683, and 1685-1686), which prohibits discrimination on the basis of sex; (c) Section 504 of the Rehabilitation Act of 1973, as amended (29 U.S.C. §794), which prohibits discrimination on the basis of handicaps; (d) the Age Discrimination Act of 1975, as amended (42 U.S.C. §§6101-6107), which prohibits discrimination on the basis of age; (e) the Drug Abuse Office and Treatment Act of 1972 (P.L. 92-236), as amended relating to nondiscrimination on the basis of drug abuse; (f) the Comprehensive Alcohol Abuse and Alcoholism Prevention, Treatment and Rehabilitation Act of 1970 (P.L. 91-616), as amended, relating to nondiscrimination on the basis of alcohol abuse or alcoholism; (g) §§523 and 527 of the Public Health Service Act of 1912 (42 U.S.C. §§290-3 and 290-3), as amended, relating to confidentiality of alcohol and drug abuse patient records; (h) Title VIII of the Civil Rights Act of 1968 (42 U.S.C. §§3601 et seq.), as amended, relating to nondiscrimination in the sale, rental or financing of housing; (i) any other nondiscrimination provisions in the specific statute(s) under which application for Federal assistance is being made; and (j) the requirements of any other nondiscrimination statute(s) which may apply to the application.

Previous Edition Usable

Authorized for Local Reproduction

Standard Form 424D (Rev. 7-67)  
Prescribed by OMB Circular A-102

Application for Federal Assistance SF-424		
* 1. Type of Submission: <input type="checkbox"/> Preapplication <input checked="" type="checkbox"/> Application <input type="checkbox"/> Changed/Corrected Application	* 2. Type of Application: <input checked="" type="checkbox"/> New <input type="checkbox"/> Continuation <input type="checkbox"/> Revision	* If Revision, select appropriate letter(s): <input type="text"/> * Other (Specify): <input type="text"/>
* 3. Date Received: <input type="text"/>	4. Applicant Identifier: <input type="text"/>	
5a. Federal Entity Identifier: <input type="text"/>	5b. Federal Award Identifier: <input type="text"/>	
State Use Only:		
6. Date Received by State: <input type="text"/>	7. State Application Identifier: <input type="text"/>	
6. APPLICANT INFORMATION:		
* a. Legal Name: <input type="text" value="City of Columbus"/>		
* b. Employer/Taxpayer Identification Number (EIN/TIN): <input type="text" value="31-6400223"/>	* c. Organizational DUNS: <input type="text" value="0513699160000"/>	
d. Address:		
* Street1: <input type="text" value="90 West Broad Street"/>	Street2: <input type="text"/>	
* City: <input type="text" value="Columbus"/>	County/Parish: <input type="text"/>	
* State: <input type="text" value="OH: Ohio"/>	Province: <input type="text"/>	
* Country: <input type="text" value="USA: UNITED STATES"/>	* Zip / Postal Code: <input type="text" value="43215-9000"/>	
e. Organizational Unit:		
Department Name: <input type="text" value="Finance and Management"/>	Division Name: <input type="text" value="Grants Management"/>	
f. Name and contact information of person to be contacted on matters involving this application:		
Prefix: <input type="text" value="Ms."/>	* First Name: <input type="text" value="Lucie"/>	Middle Name: <input type="text"/>
* Last Name: <input type="text" value="McMahon"/>	Suffix: <input type="text"/>	
Title: <input type="text" value="Management Analyst II"/>		
Organizational Affiliation: <input type="text" value="City of Columbus Department of Finance and Management"/>		
* Telephone Number: <input type="text" value="614-645-7492"/>	Fax Number: <input type="text"/>	
* Email: <input type="text" value="LMS-McMahon@Columbus.gov"/>		



Application for Federal Assistance SF-424	
<p>* 9. Type of Applicant 1: Select Applicant Type:</p> <input type="text" value="City or Township Government"/>	
<p>Type of Applicant 2: Select Applicant Type:</p> <input type="text"/>	
<p>Type of Applicant 3: Select Applicant Type:</p> <input type="text"/>	
<p>* Other (specify):</p> <input type="text"/>	
<p>* 10. Name of Federal Agency:</p> <input type="text" value="U.S. Department of HUD"/>	
<p>11. Catalog of Federal Domestic Assistance Number:</p> <input type="text" value="14.231"/>	
<p>CFDA title:</p> <input type="text" value="Emergency Solutions Grant"/>	
<p>* 12. Funding Opportunity Number:</p> <input type="text"/>	
<p>* Title:</p> <input type="text"/>	
<p>13. Competition Identification Number:</p> <input type="text"/>	
<p>Title:</p> <input type="text"/>	
<p>14. Areas Affected by Project (Cities, Counties, States, etc.):</p> <input type="text"/> <input type="button" value="Add Attachment"/> <input type="button" value="Delete Attachment"/> <input type="button" value="View Attachment"/>	
<p>* 15. Descriptive Title of Applicant's Project:</p> <input type="text" value="Emergency shelter and rapid rehousing for the homeless in present, progress and respond to the Covid-19 pandemic."/>	
<p>Attach supporting documents as specified in agency instructions.</p> <input type="button" value="Add Attachments"/> <input type="button" value="Delete Attachments"/> <input type="button" value="View Attachments"/>	

**Application for Federal Assistance SF-424**

16. Congressional Districts Of:

\* a. Applicant:  \* b. Program/Project:

Attach an additional list of Program/Project Congressional Districts if needed.

17. Proposed Project:

\* a. Start Date:  \* b. End Date:

18. Estimated Funding (\$):

* a. Federal	<input type="text" value="10,252,650.00"/>
* b. Applicant	<input type="text"/>
* c. State	<input type="text"/>
* d. Local	<input type="text"/>
* e. Other	<input type="text"/>
* f. Program Income	<input type="text"/>
* g. TOTAL	<input type="text" value="10,252,650.00"/>

19. Is this Application Subject to Review By State Under Executive Order 12372 Process?

a. This application was made available to the State under the Executive Order 12372 Process for review on

b. Program is subject to E.O. 12372 but has not been selected by the State for review.

c. Program is not covered by E.O. 12372.

\* 20. Is the Applicant Delinquent On Any Federal Debt? (If "Yes," provide explanation in attachment.)

Yes  No

If "Yes", provide explanation and attach

21. By signing this application, I certify (1) to the statements contained in the list of certifications\*\* and (2) that the statements herein are true, complete and accurate to the best of my knowledge. I also provide the required assurances\*\* and agree to comply with any resulting terms if I accept an award. I am aware that any false, fictitious, or fraudulent statements or claims may subject me to criminal, civil, or administrative penalties. (U.S. Code, Title 28, Section 1001)

\*\* I AGREE

\*\* The list of certifications and assurances, or an Internet site where you may obtain this list, is contained in the announcement or agency specific instructions.

Authorized Representative:

Print:  \* First Name:

Middle Name:


\* Last Name:

Suffix:

\* Title:

\* Telephone Number:  Fax Number:

\* Email:

\* Signature of Authorized Representative:  \* Date Signed:

ASSURANCES - CONSTRUCTION PROGRAMS

OMB Number: 4040-0049  
Expiration Date: 06/30/2022

Public reporting burden for this collection of information is estimated to average 15 minutes per response, including time for reviewing instructions, searching existing data sources, gathering and maintaining the data needed, and completing and reviewing the collection of information. Send comments regarding the burden estimate or any other aspect of this collection of information, including suggestions for reducing this burden, to the Office of Management and Budget, Paperwork Reduction Project (0348-0042), Washington, DC 20503.

**PLEASE DO NOT RETURN YOUR COMPLETED FORM TO THE OFFICE OF MANAGEMENT AND BUDGET. SEND IT TO THE ADDRESS PROVIDED BY THE SPONSORING AGENCY.**

**NOTE:** Certain of these assurances may not be applicable to your project or program. If you have questions, please contact the Awarding Agency. Further, certain Federal assistance awarding agencies may require applicants to certify to additional assurances. If such is the case, you will be notified.

As the duly authorized representative of the applicant, I certify that the applicant:


1. Has the legal authority to apply for Federal assistance, and the institutional, managerial and financial capability (including funds sufficient to pay the non-Federal share of project costs) to ensure proper planning, management and completion of project described in this application.
2. Will give the awarding agency, the Comptroller General of the United States and, if appropriate, the State the right to examine all records, books, papers, or documents related to the assistance; and will establish a proper accounting system in accordance with generally accepted accounting standards or agency directives.
3. Will not dispose of, modify the use of, or change the terms of the real property title or other interest at the site and facilities without permission and instructions from the awarding agency. Will record the Federal awarding agency directives and will include a covenant in the title of real property acquired in whole or in part with Federal assistance funds to assure non-discrimination during the useful life of the project.
4. Will comply with the requirements of the assistance awarding agency with regard to the drafting, review and approval of construction plans and specifications.
5. Will provide and maintain competent and adequate engineering supervision at the construction site to ensure that the complete work conforms with the approved plans and specifications and will furnish progressive reports and such other information as may be required by the assistance awarding agency or State.
6. Will initiate and complete the work within the applicable time frame after receipt of approval of the awarding agency.
7. Will establish safeguards to prohibit employees from using their positions for a purpose that constitutes or presents the appearance of personal or organizational conflict of interest, or personal gain.
8. Will comply with the Intergovernmental Personnel Act of 1970 (42 U.S.C. §§4728-4763) relating to prescribed standards of merit systems for programs funded under one of the 10 statutes or regulations specified in Appendix A of OPM's Standards for a Merit System of Personnel Administration (5 C.F.R. 900, Subpart F).
9. Will comply with the Lead-Based Paint Poisoning Prevention Act (42 U.S.C. §§4801 et seq.) which prohibits the use of lead-based paint in construction or rehabilitation of residence structures.
10. Will comply with all Federal statutes relating to non-discrimination. These include but are not limited by: (a) Title VI of the Civil Rights Act of 1964 (P.L. 86-362) which prohibits discrimination on the basis of race, color or national origin; (b) Title IX of the Education Amendments of 1972, as amended (20 U.S.C. §§1681-1683, and 1685-1686), which prohibits discrimination on the basis of sex; (c) Section 504 of the Rehabilitation Act of 1973, as amended (29 U.S.C. §794), which prohibits discrimination on the basis of handicaps; (d) the Age Discrimination Act of 1975, as amended (42 U.S.C. §§6101-6107), which prohibits discrimination on the basis of age; (e) the Drug Abuse Office and Treatment Act of 1972 (P.L. 92-256), as amended relating to nondiscrimination on the basis of drug abuse; (f) the Comprehensive Alcohol Abuse and Alcoholism Prevention, Treatment and Rehabilitation Act of 1970 (P.L. 91-616), as amended, relating to nondiscrimination on the basis of alcohol abuse or alcoholism; (g) §§523 and 527 of the Public Health Service Act of 1912 (42 U.S.C. §§290 dd-3 and 290 ee 3), as amended, relating to confidentiality of alcohol and drug abuse patient records; (h) Title VIII of the Civil Rights Act of 1968 (42 U.S.C. §§3601 et seq.), as amended, relating to nondiscrimination in the sale, rental or financing of housing; (i) any other nondiscrimination provisions in the specific statute(s) under which application for Federal assistance is being made; and (j) the requirements of any other nondiscrimination statute(s) which may apply to the application.

Previous Edition Usable

Authorized for Local Reproduction

Standard Form 424-D (Rev. 7-97)  
Prescribed by OMB Circular A-102

11. Will comply, or has already complied, with the requirements of Titles II and III of the Uniform Relocation Assistance and Real Property Acquisition Policies Act of 1970 (P.L. 91-646) which provide for fair and equitable treatment of persons displaced or whose property is acquired as a result of federal and federally-assisted programs. These requirements apply to all interests in real property acquired for project purposes regardless of Federal participation in purchases.
12. Will comply with the provisions of the Hatch Act (5 U.S.C. §§1501-1506 and 7324-7328) which limit the political activities of employees whose principal employment activities are funded in whole or in part with Federal funds.
13. Will comply, as applicable, with the provisions of the Davis-Bacon Act (40 U.S.C. §§276a to 276a-7), the Copeland Act (40 U.S.C. §276c and 18 U.S.C. §874), and the Contract Work Hours and Safety Standards Act (40 U.S.C. §§327-333) regarding labor standards for federally assisted construction subagreements.
14. Will comply with flood insurance purchase requirements of Section 102(a) of the Flood Disaster Protection Act of 1973 (P.L. 93-234) which requires recipients in a special flood hazard area to participate in the program and to purchase flood insurance if the total cost of insurable construction and acquisition is \$10,000 or more.
15. Will comply with environmental standards which may be prescribed pursuant to the following: (a) institution of environmental quality control measures under the National Environmental Policy Act of 1969 (P.L. 91-190) and Executive Order (EO) 11514; (b) notification of violating facilities pursuant to EO 11738; (c) protection of wetlands pursuant to EO 11990; (d) evaluation of flood hazards in floodplains in accordance with EO 11988; (e) assurance of project consistency with the approved State management program developed under the Coastal Zone Management Act of 1972 (16 U.S.C. §§1451 et seq.); (f) conformity of Federal actions to State (Clean Air) implementation Plans under Section 173(c) of the Clean Air Act of 1955, as amended (42 U.S.C. §§7401 et seq.); (g) protection of underground sources of drinking water under the Safe Drinking Water Act of 1974, as amended (P.L. 93-523); and, (h) protection of endangered species under the Endangered Species Act of 1973, as amended (P.L. 93-205).
16. Will comply with the Wild and Scenic Rivers Act of 1966 (16 U.S.C. §§1271 et seq.) related to protecting components or potential components of the national wild and scenic rivers system.
17. Will assist the awarding agency in assuring compliance with Section 106 of the National Historic Preservation Act of 1966, as amended (16 U.S.C. §470), EO 11593 (identification and protection of historic properties), and the Archeological and Historic Preservation Act of 1974 (16 U.S.C. §§469a-1 et seq.).
18. Will cause to be performed the required financial and compliance audits in accordance with the Single Audit Act Amendments of 1998 and OMB Circular No. A-133, "Audits of States, Local Governments, and Non-Profit Organizations."
19. Will comply with all applicable requirements of all other Federal laws, executive orders, regulations, and policies governing this program.
20. Will comply with the requirements of Section 106(g) of the Trafficking Victims Protection Act (TVPA) of 2000, as amended (22 U.S.C. 7104) which prohibits grant award recipients or a sub-recipient from (1) Engaging in severe forms of trafficking in persons during the period of time that the award is in effect (2) Procuring a commercial sex act during the period of time that the award is in effect or (3) Using forced labor in the performance of the award or subawards under the award.

SIGNATURE OF AUTHORIZED CERTIFYING OFFICIAL 	TITLE Mayor
APPLICANT ORGANIZATION City of Columbus	DATE SUBMITTED 8-26-2020

SF-424D (Rev. 7-87) Back

### **INTERIM ESG-CV Certifications (NON-STATE)**

The Emergency Solutions Grants Program Recipient certifies that:

**Major rehabilitation/conversion** – If an emergency shelter's rehabilitation costs exceed 75 percent of the value of the building before rehabilitation, the jurisdiction will maintain the building as a shelter for homeless individuals and families for a minimum of 10 years after the date the building is first occupied by a homeless individual or family after the completed rehabilitation. If the cost to convert a building into an emergency shelter exceeds 75 percent of the value of the building after conversion, the jurisdiction will maintain the building as a shelter for homeless individuals and families for a minimum of 10 years after the date the building is first occupied by a homeless individual or family after the completed conversion. In all other cases where ESG funds are used for renovation, the jurisdiction will maintain the building as a shelter for homeless individuals and families for a minimum of 3 years after the date the building is first occupied by a homeless individual or family after the completed renovation.

**EXCEPTION:** In accordance with the CARES Act, the certifications in this paragraph do not apply with respect to CARES Act funding that is used to provide temporary emergency shelters (through leasing of existing property, temporary structures, or other means) to prevent, prepare for, and respond to coronavirus.

**Essential Services and Operating Costs** – In the case of assistance involving shelter operations or essential services related to street outreach or emergency shelter, the jurisdiction will provide services or shelter to homeless individuals and families for the period during which the ESG assistance is provided, without regard to a particular site or structure, so long the jurisdiction serves the same type of persons (e.g., families with children, unaccompanied youth, disabled individuals, or victims of domestic violence) or persons in the same geographic area.

**EXCEPTION:** In accordance with the CARES Act, the certification in this paragraph does not apply with respect to CARES Act funding that is used to provide temporary emergency shelters (through leasing of existing property, temporary structures, or other means) to prevent, prepare for, and respond to coronavirus.

**Renovation** – Any renovation carried out with ESG assistance shall be sufficient to ensure that the building involved is safe and sanitary.

**Supportive Services** – The jurisdiction will assist homeless individuals in obtaining permanent housing, appropriate supportive services (including medical and mental health treatment, victim services, counseling, supervision, and other services essential for achieving independent living), and other Federal State, local, and private assistance available for such individuals.

**Matching Funds** – ~~The jurisdiction will obtain matching amounts required under 24 CFR §76.201.~~


**Confidentiality** – The jurisdiction has established and is implementing procedures to ensure the confidentiality of records pertaining to any individual provided family violence prevention or treatment services under any project assisted under the ESG program, including protection against the release of the address or location of any family violence shelter project, except with

the written authorization of the person responsible for the operation of that shelter.

**Homeless Persons Involvement** – To the maximum extent practicable, the jurisdiction will involve, through employment, volunteer services, or otherwise, homeless individuals and families in constructing, renovating, maintaining, and operating facilities assisted under the ESG program, in providing services assisted under the ESG program, and in providing services for occupants of facilities assisted under the program.

**Consolidated Plan** – All activities the jurisdiction undertakes with assistance under ESG are consistent with the jurisdiction's consolidated plan.

**Discharge Policy** – The jurisdiction will establish and implement, to the maximum extent practicable and where appropriate policies and protocols for the discharge of persons from publicly funded institutions or systems of care (such as health care facilities, mental health facilities, foster care or other youth facilities, or correction programs and institutions) in order to prevent this discharge from immediately resulting in homelessness for these persons.

  
Signature, Authorized Official

8-26-2020  
Date

Mayor  
Title

**CERTIFICATIONS**

In accordance with the applicable statutes and the regulations governing the consolidated plan regulations, the jurisdiction certifies that:

**Affirmatively Further Fair Housing** --The jurisdiction will affirmatively further fair housing.

**Uniform Relocation Act and Anti-displacement and Relocation Plan** – It will comply with the acquisition and relocation requirements of the Uniform Relocation Assistance and Real Property Acquisition Policies Act of 1970, as amended, (42 U.S.C. 4601-4655) and implementing regulations at 49 CFR Part 24. It has in effect and is following a residential anti-displacement and relocation assistance plan required under 24 CFR Part 42 in connection with any activity assisted with funding under the Community Development Block Grant or HOME programs.


**Anti-Lobbying** --To the best of the jurisdiction's knowledge and belief:

1. No Federal appropriated funds have been paid or will be paid, by or on behalf of it, to any person for influencing or attempting to influence an officer or employee of any agency, a Member of Congress, an officer or employee of Congress, or an employee of a Member of Congress in connection with the awarding of any Federal contract, the making of any Federal grant, the making of any Federal loan, the entering into of any cooperative agreement, and the extension, continuation, renewal, amendment, or modification of any Federal contract, grant, loan, or cooperative agreement;
2. If any funds other than Federal appropriated funds have been paid or will be paid to any person for influencing or attempting to influence an officer or employee of any agency, a Member of Congress, an officer or employee of Congress, or an employee of a Member of Congress in connection with this Federal contract, grant, loan, or cooperative agreement, it will complete and submit Standard Form-L.L.L., "Disclosure Form to Report Lobbying," in accordance with its instructions; and
3. It will require that the language of paragraph 1 and 2 of this anti-lobbying certification be included in the award documents for all subawards at all tiers (including subcontracts, subgrants, and contracts under grants, loans, and cooperative agreements) and that all subrecipients shall certify and disclose accordingly.

**Authority of Jurisdiction** --The consolidated plan is authorized under State and local law (as applicable) and the jurisdiction possesses the legal authority to carry out the programs for which it is seeking funding, in accordance with applicable HUD regulations.

**Consistency with plan** --The housing activities to be undertaken with Community Development Block Grant, HOME, Emergency Solutions Grant, and Housing Opportunities for Persons With AIDS funds are consistent with the strategic plan in the jurisdiction's consolidated plan.

**Section 3** – It will comply with section 3 of the Housing and Urban Development Act of 1968 (12 U.S.C. 1701u) and implementing regulations at 24 CFR Part 135.

  
\_\_\_\_\_  
Signature of Authorized Official

8-24-2020  
\_\_\_\_\_  
Date

MAYOR  
\_\_\_\_\_  
Title

### Specific Community Development Block Grant Certifications

The Entitlement Community certifies that:

**Citizen Participation** -- It is in full compliance and following a detailed citizen participation plan that satisfies the requirements of 24 CFR 91.105.

**Community Development Plan** -- Its consolidated plan identifies community development and housing needs and specifies both short-term and long-term community development objectives that have been developed in accordance with the primary objective of the CDBG program (i.e., the development of viable urban communities, by providing decent housing and expanding economic opportunities, primarily for persons of low and moderate income) and requirements of 24 CFR Parts 91 and 570.

**Following a Plan** -- It is following a current consolidated plan that has been approved by HUD.

**Use of Funds** -- It has complied with the following criteria:

**1. Maximum Feasible Priority.** With respect to activities expected to be assisted with CDBG funds, it has developed its Action Plan so as to give maximum feasible priority to activities which benefit low- and moderate-income families or aid in the prevention or elimination of slums or blight. The Action Plan may also include CDBG-assisted activities which the grantee certifies are designed to meet other community development needs having particular urgency because existing conditions pose a serious and immediate threat to the health or welfare of the community, and other financial resources are not available (see Optional CDBG Certification).

**2. Overall Benefit.** The aggregate use of CDBG funds, including Section 108 guaranteed loans, during program year(s) 2020 [a period specified by the grantee of one, two, or three specific consecutive program years], shall principally benefit persons of low and moderate income in a manner that ensures that at least 70 percent of the amount is expended for activities that benefit such persons during the designated period.

**3. Special Assessments.** It will not attempt to recover any capital costs of public improvements assisted with CDBG funds, including Section 108 loan guaranteed funds, by assessing any amount against properties owned and occupied by persons of low and moderate income, including any fee charged or assessment made as a condition of obtaining access to such public improvements.

However, if CDBG funds are used to pay the proportion of a fee or assessment that relates to the capital costs of public improvements (assisted in part with CDBG funds) financed from other revenue sources, an assessment or charge may be made against the property with respect to the public improvements financed by a source other than CDBG funds.

In addition, in the case of properties owned and occupied by moderate-income (not low-income) families, an assessment or charge may be made against the property for public improvements financed by a source other than CDBG funds if the jurisdiction certifies that it lacks CDBG funds to cover the assessment.

**Excessive Force** -- It has adopted and is enforcing:


1. A policy prohibiting the use of excessive force by law enforcement agencies within its jurisdiction against any individuals engaged in non-violent civil rights demonstrations; and
2. A policy of enforcing applicable State and local laws against physically barring entrance to or exit from a facility or location which is the subject of such non-violent civil rights demonstrations within its jurisdiction.



**Compliance with Anti-discrimination laws** -- The grant will be conducted and administered in conformity with title VI of the Civil Rights Act of 1964 (42 U.S.C. 2000d) and the Fair Housing Act (42 U.S.C. 3601-3619) and implementing regulations.

**Lead-Based Paint** -- Its activities concerning lead-based paint will comply with the requirements of 24 CFR Part 35, Subparts A, B, J, K and R.

**Compliance with Laws** -- It will comply with applicable laws.

  
\_\_\_\_\_  
Signature of Authorized Official


8-26-2020  
Date

MANOR  
\_\_\_\_\_  
Title

**OPTIONAL Community Development Block Grant Certification**

Submit the following certification only when one or more of the activities in the action plan are designed to meet other community development needs having particular urgency as specified in 24 CFR 570.208(c):

The grantee hereby certifies that the Annual Plan includes one or more specifically identified CDBG-assisted activities which are designed to meet other community development needs having particular urgency because existing conditions pose a serious and immediate threat to the health or welfare of the community and other financial resources are not available to meet such needs.

  
Signature of Authorized Official

8-26-2020  
Date

MAYOR  
Title


**Specific HOME Certifications**

The HOME participating jurisdiction certifies that:

**Tenant Based Rental Assistance** -- If it plans to provide tenant-based rental assistance, the tenant-based rental assistance is an essential element of its consolidated plan.

**Eligible Activities and Costs** -- It is using and will use HOME funds for eligible activities and costs, as described in 24 CFR §§92.205 through 92.209 and that it is not using and will not use HOME funds for prohibited activities, as described in §92.214.

**Subsidy layering** -- Before committing any funds to a project, it will evaluate the project in accordance with the guidelines that it adopts for this purpose and will not invest any more HOME funds in combination with other Federal assistance than is necessary to provide affordable housing.

  
\_\_\_\_\_  
Signature of Authorized Official

8-26-2020  
Date

Mayor  
\_\_\_\_\_  
Title

## **Emergency Solutions Grants Certifications**

The Emergency Solutions Grants Program recipient certifies that:

**Major rehabilitation/conversion/renovation** – If an emergency shelter's rehabilitation costs exceed 75 percent of the value of the building before rehabilitation, the recipient will maintain the building as a shelter for homeless individuals and families for a minimum of 10 years after the date the building is first occupied by a homeless individual or family after the completed rehabilitation.

If the cost to convert a building into an emergency shelter exceeds 75 percent of the value of the building after conversion, the recipient will maintain the building as a shelter for homeless individuals and families for a minimum of 10 years after the date the building is first occupied by a homeless individual or family after the completed conversion.

In all other cases where ESG funds are used for renovation, the recipient will maintain the building as a shelter for homeless individuals and families for a minimum of 3 years after the date the building is first occupied by a homeless individual or family after the completed renovation.

**Essential Services and Operating Costs** – In the case of assistance involving shelter operations or essential services related to street outreach or emergency shelter, the recipient will provide services or shelter to homeless individuals and families for the period during which the ESG assistance is provided, without regard to a particular site or structure, so long the recipient serves the same type of persons (e.g., families with children, unaccompanied youth, disabled individuals, or victims of domestic violence) or persons in the same geographic area.

**Renovation** – Any renovation carried out with ESG assistance shall be sufficient to ensure that the building involved is safe and sanitary.

**Supportive Services** – The recipient will assist homeless individuals in obtaining permanent housing, appropriate supportive services (including medical and mental health treatment, victim services, counseling, supervision, and other services essential for achieving independent living), and other Federal, State, local, and private assistance available for these individuals.

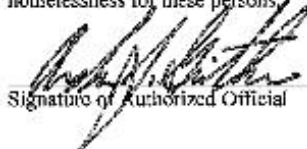
**Matching Funds** – The recipient will obtain matching amounts required under 24 CFR 576.201.

**Confidentiality** – The recipient has established and is implementing procedures to ensure the confidentiality of records pertaining to any individual provided family violence prevention or treatment services under any project assisted under the ESG program, including protection against the release of the address or location of any family violence shelter project, except with the written authorization of the person responsible for the operation of that shelter.

**Homeless Persons Involvement** – To the maximum extent practicable, the recipient will involve, through employment, volunteer services, or otherwise, homeless individuals and families in constructing, renovating, maintaining, and operating facilities assisted under the ESG program, in providing services assisted under the ESG program, and in providing services for occupants of facilities assisted under the program.

**Consolidated Plan** – All activities the recipient undertakes with assistance under ESG are consistent with its consolidated plan.

**Discharge Policy** – The recipient will establish and implement, to the maximum extent practicable and where appropriate, policies and protocols for the discharge of persons from publicly funded institutions or systems of care (such as health care facilities, mental health facilities, foster care or other youth facilities, or correction programs and institutions) in order to prevent this discharge from immediately resulting in homelessness for these persons.

  
\_\_\_\_\_  
Signature of Authorized Official

8-24-2020  
Date

Mayor  
\_\_\_\_\_  
Title

**Housing Opportunities for Persons With AIDS Certifications**

The HOPWA grantee certifies that:

**Activities** -- Activities funded under the program will meet urgent needs that are not being met by available public and private sources.

**Building** -- Any building or structure assisted under that program shall be operated for the purpose specified in the consolidated plan:

1. For a period of not less than 10 years in the case of assistance involving new construction, substantial rehabilitation, or acquisition of a facility,
2. For a period of not less than 3 years in the case of assistance involving non-substantial rehabilitation or repair of a building structure.

  
\_\_\_\_\_  
Signature of Authorized Official

8-26-2020  
Date

  
\_\_\_\_\_  
Title

**APPENDIX TO CERTIFICATIONS**

**INSTRUCTIONS CONCERNING LOBBYING CERTIFICATION:**

**Lobbying Certification**

This certification is a material representation of fact upon which reliance was placed when this transaction was made or entered into. Submission of this certification is a prerequisite for making or entering into this transaction imposed by section 1352, title 31, U.S. Code. Any person who fails to file the required certification shall be subject to a civil penalty of not less than \$10,000 and not more than \$100,000 for each such failure.

## Appendix - Alternate/Local Data Sources

1	<b>Data Source Name</b> January 2014 PIT Count
	<b>List the name of the organization or individual who originated the data set.</b> Community Shelter Board
	<b>Provide a brief summary of the data set.</b> The Point-in-Time Counts provide counts of sheltered and unsheltered people experiencing homelessness on a single night. Counts are provided by household type (individuals, families, and child-only households), and are further broken down by subpopulation categories, such as homeless veterans and people who are chronically homeless.
	<b>What was the purpose for developing this data set?</b> To obtain an accurate estimate of the number of sheltered and unsheltered people experiencing homelessness on a single night in Central Ohio.
	<b>Provide the year (and optionally month, or month and day) for when the data was collected.</b> January 2014
	<b>Briefly describe the methodology for the data collection.</b> On a single night in January, each community is required to conduct a thorough enumeration of the homeless population. Community Shelter Board and other agencies and volunteers organize an effort to go into the community to count the number of homeless people who are sheltered or unsheltered.
	<b>Describe the total population from which the sample was taken.</b> The sample represents a count of the number of homeless people on one night in the City of Columbus and Franklin County, Ohio.
	<b>Describe the demographics of the respondents or characteristics of the unit of measure, and the number of respondents or units surveyed.</b> The latest count was conducted on January 23, 2014. Our community counted 1,614 homeless individuals.
2	<b>Data Source Name</b> ACS 2007-2011
	<b>List the name of the organization or individual who originated the data set.</b> U.S. Census Bureau, American Community Survey.



	<p><b>Provide a brief summary of the data set.</b></p> <p>The American Community Survey (ACS) is an ongoing survey that provides data every year -- giving communities the current information they need to plan investments and services.</p>
	<p><b>What was the purpose for developing this data set?</b></p> <p>Information from the survey generates data that help determine how more than \$400 billion in federal and state funds are distributed each year.</p>
	<p><b>How comprehensive is the coverage of this administrative data? Is data collection concentrated in one geographic area or among a certain population?</b></p> <p>The Census Bureau's Methodology can be found here:  <a href="http://www.census.gov/acs/www/methodology/methodology_main/">http://www.census.gov/acs/www/methodology/methodology_main/</a></p>
	<p><b>What time period (provide the year, and optionally month, or month and day) is covered by this data set?</b></p> <p>2007-2011</p>
	<p><b>What is the status of the data set (complete, in progress, or planned)?</b></p> <p>Complete.</p>
<b>3</b>	<p><b>Data Source Name</b></p> <p>Decennial Census, 2000</p>
	<p><b>List the name of the organization or individual who originated the data set.</b></p> <p>U.S. Census Bureau. Decennial Census, 2000.</p>
	<p><b>Provide a brief summary of the data set.</b></p> <p>The data set is a full count of the U.S. population.</p>
	<p><b>What was the purpose for developing this data set?</b></p> <p>The purpose is to have an accurate count of the total U.S. population every 10 years.</p>
	<p><b>How comprehensive is the coverage of this administrative data? Is data collection concentrated in one geographic area or among a certain population?</b></p> <p>The data is fully comprehensive. The methodology can be found at <a href="http://census.gov">census.gov</a></p>
	<p><b>What time period (provide the year, and optionally month, or month and day) is covered by this data set?</b></p> <p>2000</p>
	<p><b>What is the status of the data set (complete, in progress, or planned)?</b></p> <p>Complete.</p>
<b>4</b>	<p><b>Data Source Name</b></p> <p>2007-2011 CHAS</p>

	<p><b>List the name of the organization or individual who originated the data set.</b></p> <p>The U.S. Census Bureau.</p>
	<p><b>Provide a brief summary of the data set.</b></p> <p>The U.S. Department of Housing and Urban Development (HUD) periodically receives "custom tabulations" of data from the U.S. Census Bureau that are largely not available through standard Census products. These data, known as the "CHAS" data (Comprehensive Housing Affordability Strategy), demonstrate the extent of housing problems and housing needs, particularly for low income households.</p>
	<p><b>What was the purpose for developing this data set?</b></p> <p>The CHAS data are used by local governments to plan how to spend HUD funds, and may also be used by HUD to distribute grant funds.</p>
	<p><b>Provide the year (and optionally month, or month and day) for when the data was collected.</b></p> <p>2007-2011</p>
	<p><b>Briefly describe the methodology for the data collection.</b></p> <p>For more background and general information on the CHAS data, click here:  <a href="http://www.huduser.org/portal/datasets/cp/CHAS/bg_chas.html">http://www.huduser.org/portal/datasets/cp/CHAS/bg_chas.html</a></p>
	<p><b>Describe the total population from which the sample was taken.</b></p> <p>The total population was taken from the City of Columbus municipal boundaries.</p>
	<p><b>Describe the demographics of the respondents or characteristics of the unit of measure, and the number of respondents or units surveyed.</b></p> <p>This information can be found through HUD at  <a href="http://www.huduser.org/portal/datasets/cp/CHAS/bg_chas.html">http://www.huduser.org/portal/datasets/cp/CHAS/bg_chas.html</a></p>
5	<p><b>Data Source Name</b></p> <p>Columbus Consolidated Plan Resident Survey</p> <hr/> <p><b>List the name of the organization or individual who originated the data set.</b></p> <p>Community Research Partners</p> <hr/> <p><b>Provide a brief summary of the data set.</b></p> <p>The data set contains the full number of responses from all completed resident surveys.</p> <hr/> <p><b>What was the purpose for developing this data set?</b></p> <p>The purpose of the data set was to gather feedback from residents about what they considered to be the greatest housing and community development issues in Columbus. The survey was one way in which we were able to collect feedback from the community about a number of issues related to the Consolidated Plan.</p>

	<p><b>Provide the year (and optionally month, or month and day) for when the data was collected.</b></p> <p>The data was collected from June 2014 to July 2014.</p>
	<p><b>Briefly describe the methodology for the data collection.</b></p> <p>A link to the survey was posted on the City of Columbus, Department of Development's website and also on Community Research Partners website for a total of 8 weeks. Community Research Partners engaged in an extensive outreach effort with local community stakeholder organizations, which asked them to share the survey with their clients and members to reach the largest audience possible.</p>
	<p><b>Describe the total population from which the sample was taken.</b></p> <p>The total population from which this sample was taken was all residents of the City of Columbus.</p>
	<p><b>Describe the demographics of the respondents or characteristics of the unit of measure, and the number of respondents or units surveyed.</b></p> <p>A total of 833 residents completed the survey.</p>
<b>6</b>	<p><b>Data Source Name</b></p> <p>CMHA Program Data 2014</p>
	<p><b>List the name of the organization or individual who originated the data set.</b></p> <p>Columbus Metropolitan Housing Authority (CMHA)</p>
	<p><b>Provide a brief summary of the data set.</b></p> <p>CMHA's Program Data provides information about the number of people they serve through their public housing programs and also basic demographic data about their clients.</p>
	<p><b>What was the purpose for developing this data set?</b></p> <p>CMHA collects program data to meet HUD reporting requirements and to also track program capacity and program outcomes.</p>
	<p><b>How comprehensive is the coverage of this administrative data? Is data collection concentrated in one geographic area or among a certain population?</b></p> <p>The program data represents all CMHA clients as of the day that they data is downloaded.</p>
	<p><b>What time period (provide the year, and optionally month, or month and day) is covered by this data set?</b></p> <p>The data set is a point-in-time count and is representative of all CHMA clients as of July 11, 2014.</p>
	<p><b>What is the status of the data set (complete, in progress, or planned)?</b></p> <p>Ongoing.</p>
<b>7</b>	<p><b>Data Source Name</b></p> <p>CSB FY 2013 Program Data</p>

	<p><b>List the name of the organization or individual who originated the data set.</b></p> <p>Community Shelter Board</p>
	<p><b>Provide a brief summary of the data set.</b></p> <p>CSB’s program data is meant to be a resource for stakeholders in Columbus and Franklin County to view relevant data on homelessness in a variety of user-friendly tables and charts. The program report is based on data collected in the local homeless management information system, Columbus ServicePoint.</p>
	<p><b>What was the purpose for developing this data set?</b></p> <p>CSB’s program data is meant to be a resource for stakeholders in Columbus and Franklin County to view relevant data on homelessness in a variety of user-friendly tables and charts. The program report is based on data collected in the local homeless management information system, Columbus ServicePoint.</p>
	<p><b>How comprehensive is the coverage of this administrative data? Is data collection concentrated in one geographic area or among a certain population?</b></p> <p>The data applies to the homeless population in the City of Columbus and Franklin County.</p>
	<p><b>What time period (provide the year, and optionally month, or month and day) is covered by this data set?</b></p> <p>The Community Shelter Board's 2013 fiscal year.</p>
	<p><b>What is the status of the data set (complete, in progress, or planned)?</b></p> <p>Complete</p>
<b>8</b>	<p><b>Data Source Name</b></p> <p>CDC HIV Surveillance Reports 2008-2011</p>
	<p><b>List the name of the organization or individual who originated the data set.</b></p> <p>U.S. Centers for Disease Control and Prevention</p>
	<p><b>Provide a brief summary of the data set.</b></p> <p>The data comes from the same source that is used to pre-populate the tables. We just went to the source data and analyzed it to ensure that the auto-populated numbers were indeed correct.</p>
	<p><b>What was the purpose for developing this data set?</b></p> <p>The data comes from the same source that is used to pre-populate the tables. We just went to the source data and analyzed it to ensure that the auto-populated numbers were indeed correct.</p>
	<p><b>Provide the year (and optionally month, or month and day) for when the data was collected.</b></p> <p>2008-2011.</p>
	<p><b>Briefly describe the methodology for the data collection.</b></p> <p>The data comes from the same source that is used to pre-populate the tables. We just went to the source data and analyzed it to ensure that the auto-populated numbers were indeed correct.</p>

	<p><b>Describe the total population from which the sample was taken.</b></p> <p>The data comes from the same source that is used to pre-populate the tables. We just went to the source data and analyzed it to ensure that the auto-populated numbers were indeed correct.</p> <p><b>Describe the demographics of the respondents or characteristics of the unit of measure, and the number of respondents or units surveyed.</b></p> <p>The data comes from the same source that is used to pre-populate the tables. We just went to the source data and analyzed it to ensure that the auto-populated numbers were indeed correct.</p>
9	<p><b>Data Source Name</b></p> <p>FY 2012 HUD FMR and HOME Rents</p>
	<p><b>List the name of the organization or individual who originated the data set.</b></p> <p>U.S. Department of Housing and Urban Development.</p>
	<p><b>Provide a brief summary of the data set.</b></p> <p>The data set comes from the same source as the data that is used to auto-populate the table, we just used a different year. We used a different year so that it could be better compared to other data tables in the section.</p>
	<p><b>What was the purpose for developing this data set?</b></p> <p>The data set comes from the same source as the data that is used to auto-populate the table, we just used a different year. We used a different year so that it could be better compared to other data tables in the section.</p>
	<p><b>How comprehensive is the coverage of this administrative data? Is data collection concentrated in one geographic area or among a certain population?</b></p> <p>The data set comes from the same source as the data that is used to auto-populate the table, we just used a different year. We used a different year so that it could be better compared to other data tables in the section.</p>
	<p><b>What time period (provide the year, and optionally month, or month and day) is covered by this data set?</b></p> <p>HUD's fiscal year 2012</p>
	<p><b>What is the status of the data set (complete, in progress, or planned)?</b></p> <p>Complete.</p>
10	<p><b>Data Source Name</b></p> <p>Columbus Metro Area Apartment Market Overview</p>
	<p><b>List the name of the organization or individual who originated the data set.</b></p> <p>The Danter Company: <a href="http://www.danter.com">http://www.danter.com</a></p>

	<p><b>Provide a brief summary of the data set.</b></p> <p>The Danter Company is a national real estate research firm providing marketing and demographic information for builders, lenders and developers in a variety of commercial markets. The Danter Company has completed over 16,000 studies in all 50 states, Canada, the Virgin Islands, Puerto Rico and Mexico.</p> <p><i>The Columbus Apartment Report</i> is a semi-annual analysis of the Central Ohio modern multifamily rental market conducted by The Danter Company in conjunction with the Columbus Apartment Association.</p>
	<p><b>What was the purpose for developing this data set?</b></p> <p>To provide clear and accurate estimates of the modern multifamily market in the Columbus Metro Area.</p>
	<p><b>Provide the year (and optionally month, or month and day) for when the data was collected.</b></p> <p>2009-2014.</p>

**Briefly describe the methodology for the data collection.**

The report is based on the Danter 100% data base methodology, which assumes that an accurate depiction of a market is possible only when all area units are included in the analysis. *The Columbus Apartment Report* is prepared based on information provided to us by management at each multifamily rental community surveyed. For this report, we have attempted to gather information on apartments in communities of 20 units or more. To provide a more clear analysis of the modern multifamily market in the Columbus Metro Area, we have provided the following reports for the overall Columbus Metro Area:

**Distribution of Modern Apartments and Vacancies:** This report includes a distribution of both market-rate and government subsidized units by unit type, including the number of vacancies by unit type.

**Market-rate Multifamily Construction Trends:** This report includes a distribution of units by year opened, including the number of units, the number of projects, and the current vacancy rate by age.

**Rent and Vacancy Analysis:** A distribution of market-rate units and vacancies by rent range for each unit type (studio, one-bedroom, two-bedroom, three-bedroom, and four-bedroom). The Danter Company has maintained a complete database of Columbus area apartments and published a regular report on the apartment market since 1988. Information used in this report has been gathered from various sources, primarily management of the properties surveyed. Although we judge these sources to be reliable, it is impossible to authenticate all data. The analyst does not guarantee the data and assumes no liability for errors in fact, analysis, or judgment. All developments included have been personally inspected by a field analyst directly employed by The Danter Company, Incorporated.

**Describe the total population from which the sample was taken.**

The report is based on the Danter 100% data base methodology, which assumes that an accurate depiction of a market is possible only when all area units are included in the analysis. *The Columbus Apartment Report* is prepared based on information provided to us by management at each multifamily rental community surveyed. For this report, we have attempted to gather information on apartments in communities of 20 units or more.

	<p><b>Describe the demographics of the respondents or characteristics of the unit of measure, and the number of respondents or units surveyed.</b></p> <p>The report is based on the Danter 100% data base methodology, which assumes that an accurate depiction of a market is possible only when all area units are included in the analysis. <i>The Columbus Apartment Report</i> is prepared based on information provided to us by management at each multifamily rental community surveyed. For this report, we have attempted to gather information on apartments in communities of 20 units or more.</p>
<b>11</b>	<p><b>Data Source Name</b></p> <p>Abandoned and Vacant Residential Properties</p>
	<p><b>List the name of the organization or individual who originated the data set.</b></p> <p>City of Columbus.</p>
	<p><b>Provide a brief summary of the data set.</b></p> <p>The data is the set of all vacant and abandoned residential properties in the City of Columbus.</p>
	<p><b>What was the purpose for developing this data set?</b></p> <p>The data set is developed to allow the City of Columbus to have a count of the total number of vacant and abandoned properties in the City.</p>
	<p><b>How comprehensive is the coverage of this administrative data? Is data collection concentrated in one geographic area or among a certain population?</b></p> <p>The data is comprehensive as of all known vacant and abandoned properties in Columbus as of May 2014.</p>
	<p><b>What time period (provide the year, and optionally month, or month and day) is covered by this data set?</b></p> <p>January 2014 - May 2014.</p>
	<p><b>What is the status of the data set (complete, in progress, or planned)?</b></p> <p>On-going.</p>
<b>12</b>	<p><b>Data Source Name</b></p> <p>HOPWA Assistance Data</p>
	<p><b>List the name of the organization or individual who originated the data set.</b></p> <p>Columbus Public Health</p>
	<p><b>Provide a brief summary of the data set.</b></p> <p>The data set has counts for the total number of units that are available for people with HIV/AIDS through various HOPWA assistance programs.</p>
	<p><b>What was the purpose for developing this data set?</b></p> <p>The data is used for programmatic and reporting purposes.</p>



	<p><b>How comprehensive is the coverage of this administrative data? Is data collection concentrated in one geographic area or among a certain population?</b></p> <p>The data represents all units that are designated or available for people with HIV/AIDS and their families through HOPWA assistance programs.</p> <p><b>What time period (provide the year, and optionally month, or month and day) is covered by this data set?</b></p> <p>2013.</p> <p><b>What is the status of the data set (complete, in progress, or planned)?</b></p> <p>Complete.</p>
13	<p><b>Data Source Name</b></p> <p>2011 Longitudinal Employer-Household Dynamics</p> <p><b>List the name of the organization or individual who originated the data set.</b></p> <p>U.S. Census Bureau</p> <p><b>Provide a brief summary of the data set.</b></p> <p>It's the same data set that is auto-populated in the Consolidated Plan template. A few of the auto-populated numbers were incorrect, so the original source data was used to correct those errors.</p> <p><b>What was the purpose for developing this data set?</b></p> <p>It's the same data set that is auto-populated in the Consolidated Plan template. A few of the auto-populated numbers were incorrect, so the original source data was used to correct those errors.</p> <p><b>Provide the year (and optionally month, or month and day) for when the data was collected.</b></p> <p>2011.</p> <p><b>Briefly describe the methodology for the data collection.</b></p> <p>It's the same data set that is auto-populated in the Consolidated Plan template. A few of the auto-populated numbers were incorrect, so the original source data was used to correct those errors.</p> <p><b>Describe the total population from which the sample was taken.</b></p> <p>It's the same data set that is auto-populated in the Consolidated Plan template. A few of the auto-populated numbers were incorrect, so the original source data was used to correct those errors.</p>

	<p><b>Describe the demographics of the respondents or characteristics of the unit of measure, and the number of respondents or units surveyed.</b></p> <p>It's the same data set that is auto-populated in the Consolidated Plan template. A few of the auto-populated numbers were incorrect, so the original source data was used to correct those errors.</p>
<b>14</b>	<p><b>Data Source Name</b></p> <p>CMHA Public and Assisted Housing</p>
	<p><b>List the name of the organization or individual who originated the data set.</b></p> <p>Columbus Metropolitan Housing Authority - Bethany Hahn</p>
	<p><b>Provide a brief summary of the data set.</b></p> <p>Public Housing inventory June 2019 update</p>
	<p><b>What was the purpose for developing this data set?</b></p> <p>Use for MA-25 Section of Consolidated Plan</p>
	<p><b>How comprehensive is the coverage of this administrative data? Is data collection concentrated in one geographic area or among a certain population?</b></p>
	<p><b>What time period (provide the year, and optionally month, or month and day) is covered by this data set?</b></p> <p>Through June 2019.</p>
	<p><b>What is the status of the data set (complete, in progress, or planned)?</b></p> <p>Complete</p>