

## **CR-05 - Goals and Outcomes**

### **Progress the jurisdiction has made in carrying out its strategic plan and its action plan. 91.520(a)**

This could be an overview that includes major initiatives and highlights that were proposed and executed throughout the program year.

The City of Columbus has continued its progress toward meeting its strategic plan goals in 2022 through delivery of the 2022 action plan. While COVID-19 continues to present challenges that have required substantial amendments to action plans and have resulted in delays in program implementation, there have been many successes from the City's HUD-funded initiatives.

In particular, a large number of public facilities projects that had been facing delays were completed over the course of 2022, many of which benefit large portions of the City or the entire City of Columbus. Projects constructing sidewalks, curb ramps, and playgrounds from the 2020 and 2021 Annual Action Plans completed work in 2022, and had widespread benefit across the City. Other public facilities projects, particularly the construction of the Glenwood and Windsor Pools, are still ongoing but have benefitted from a significant investment of CDBG funding that will provide much needed safe and modern recreation facilities in low- to moderate-income Columbus neighborhoods. Similarly, the Wheatland Farm Market, while not completed in 2022, is making significant progress thanks to investment of CDBG funding, and will soon provide access to free fresh produce, educational opportunities, and other important services to Columbus residents. Funding for planning and design of pools, shared use paths, and intersection and roadway improvements helped to prepare for future investments that will be candidates for CDBG funding and support the fulfillment of the City's strategic plan.

The City's expanded efforts to fund programs to increase economic opportunities were met with some delays. A program designed to support minority-owned and low-income contractors successfully launched and has exceeded program goals, but due to initial delays will not complete until early 2023 and will be reported in next year's CAPER. Another program offering job training failed to launch in 2022 due to construction delays, but has begun to provide services and will also be reported in 2023.

The City's HOME, HOPWA, and ESG programs have similarly had to be flexible in managing delays or barriers due to COVID-19, as well as adjusting priorities as other funding programs have scaled up and down in response to the pandemic. Outcomes from the City's HOME funded initiatives were only partially reported for 2022, as some projects were marked complete in 2023 within IDIS.

As the City has worked over the past year on the HOME-ARP Allocation Plan, there has been additional collaboration with local partners and

identification of housing needs to be targeted with those funds. Although work has yet to begin on HOME-ARP funded projects, the process of completing the Allocation Plan has provided an opportunity to revisit priority areas and deepen partnerships around housing.

The City has hired a new program manager to manage the ESG program, and there has been a significant effort in 2022 and ongoing into 2023 to develop a new formalized policy and procedures for the City and all of its partners providing homeless services for Columbus residents.

**Comparison of the proposed versus actual outcomes for each outcome measure submitted with the consolidated plan and explain, if applicable, why progress was not made toward meeting goals and objectives. 91.520(g)**

Categories, priority levels, funding sources and amounts, outcomes/objectives, goal outcome indicators, units of measure, targets, actual outcomes/outputs, and percentage completed for each of the grantee’s program year goals.

Goal	Category	Source / Amount	Indicator	Unit of Measure	Expected – Strategic Plan	Actual – Strategic Plan	Percent Complete	Expected – Program Year	Actual – Program Year	Percent Complete
Ensure equal access to housing	Affordable Housing	CDBG: \$150000	Public service activities other than Low/Moderate Income Housing Benefit	Persons Assisted	0	0		100	0	0.00%
Ensure equal access to housing	Affordable Housing	CDBG: \$150000	Homeowner Housing Added	Household Housing Unit	0	3		0	3	
Ensure equal access to housing	Affordable Housing	CDBG: \$150000	Other	Other	10	0	0.00%			
Ensure safe and sanitary property conditions	Affordable Housing Non-Housing Community Development	CDBG: \$566100	Public Facility or Infrastructure Activities other than Low/Moderate Income Housing Benefit	Persons Assisted	10000	0	0.00%			

Ensure safe and sanitary property conditions	Affordable Housing Non-Housing Community Development	CDBG: \$566100	Public service activities other than Low/Moderate Income Housing Benefit	Persons Assisted	250	256	102.40%	250	256	102.40%
Ensure safe and sanitary property conditions	Affordable Housing Non-Housing Community Development	CDBG: \$566100	Public service activities for Low/Moderate Income Housing Benefit	Households Assisted	0	0		0	0	
Ensure safe and sanitary property conditions	Affordable Housing Non-Housing Community Development	CDBG: \$566100	Rental units rehabilitated	Household Housing Unit	25	12	48.00%	62	0	0.00%
Ensure safe and sanitary property conditions	Affordable Housing Non-Housing Community Development	CDBG: \$566100	Homeowner Housing Rehabilitated	Household Housing Unit	0	0				
Ensure safe and sanitary property conditions	Affordable Housing Non-Housing Community Development	CDBG: \$566100	Housing Code Enforcement/Foreclosed Property Care	Household Housing Unit	4000	0	0.00%			
Foster business expansions in areas of need	Non-Housing Community Development	CDBG: \$200000	Public service activities other than Low/Moderate Income Housing Benefit	Persons Assisted	2500	0	0.00%			

Foster business expansions in areas of need	Non-Housing Community Development	CDBG: \$200000	Businesses assisted	Businesses Assisted	50	173	346.00%	50	173	346.00%
Foster development of skills for residents in need	Non-Housing Community Development	CDBG: \$121634	Public service activities other than Low/Moderate Income Housing Benefit	Persons Assisted	250	0	0.00%	7	0	0.00%
Foster development of skills for residents in need	Non-Housing Community Development	CDBG: \$121634	Homeowner Housing Rehabilitated	Household Housing Unit	500	106	21.20%	500	106	21.20%
Foster development of skills for residents in need	Non-Housing Community Development	CDBG: \$121634	Businesses assisted	Businesses Assisted	10	0	0.00%			
Improve health outcomes	Non-Housing Community Development		Other	Other	10	1	10.00%			
Increase access to housing and emergency shelter	Homeless	ESG: \$640624	Tenant-based rental assistance / Rapid Rehousing	Households Assisted	0	51				
Increase access to housing and emergency shelter	Homeless	ESG: \$640624	Homeless Person Overnight Shelter	Persons Assisted	0	2730				
Increase access to housing and emergency shelter	Homeless	ESG: \$640624	Homelessness Prevention	Persons Assisted	1000	0	0.00%	4000	2906	72.65%

Preserve and expand affordable housing	Affordable Housing Non-Homeless Special Needs	CDBG: \$86500 / HOME: \$5038982	Rental units constructed	Household Housing Unit	25	24	96.00%	12	0	0.00%
Preserve and expand affordable housing	Affordable Housing Non-Homeless Special Needs	CDBG: \$86500 / HOME: \$5038982	Rental units rehabilitated	Household Housing Unit	25	12	48.00%			
Preserve and expand affordable housing	Affordable Housing Non-Homeless Special Needs	CDBG: \$86500 / HOME: \$5038982	Homeowner Housing Added	Household Housing Unit	50	6	12.00%	6	0	0.00%
Preserve and expand affordable housing	Affordable Housing Non-Homeless Special Needs	CDBG: \$86500 / HOME: \$5038982	Homeowner Housing Rehabilitated	Household Housing Unit	25	0	0.00%			
Preserve and expand affordable housing	Affordable Housing Non-Homeless Special Needs	CDBG: \$86500 / HOME: \$5038982	Direct Financial Assistance to Homebuyers	Households Assisted	300	3	1.00%	15	0	0.00%

Preserve and expand affordable housing	Affordable Housing Non-Homeless Special Needs	CDBG: \$86500 / HOME: \$5038982	Tenant-based rental assistance / Rapid Rehousing	Households Assisted	250	57	22.80%	55	0	0.00%
Program Management, capacity building and/or admin	Non-Housing Community Development Capacity building	CDBG: \$980727 / HOPWA: \$68248 / HOME: \$445000	Other	Other	10	0	0.00%			
Provide educational/recreational youth programs	Non-Housing Community Development	CDBG: \$918790	Public service activities other than Low/Moderate Income Housing Benefit	Persons Assisted	2500	943	37.72%	905	686	75.80%
Provide educational/recreational youth programs	Non-Housing Community Development	CDBG: \$918790	Public service activities for Low/Moderate Income Housing Benefit	Households Assisted	0	0				
Provide homebuyer education and other counseling	Non-Housing Community Development		Public service activities other than Low/Moderate Income Housing Benefit	Persons Assisted	250	0	0.00%			
Provide housing and services for persons with HIV	Non-Homeless Special Needs	HOPWA: \$2206696	Tenant-based rental assistance / Rapid Rehousing	Households Assisted	0	0		393	392	99.75%

Provide housing and services for persons with HIV	Non-Homeless Special Needs	HOPWA: \$2206696	HIV/AIDS Housing Operations	Household Housing Unit	100	169	169.00%			
Provide housing for special needs populations	Affordable Housing Public Housing Homeless Non-Homeless Special Needs		Tenant-based rental assistance / Rapid Rehousing	Households Assisted	0	56				
Provide housing for special needs populations	Affordable Housing Public Housing Homeless Non-Homeless Special Needs		Homelessness Prevention	Persons Assisted	100	0	0.00%			

Provide housing for special needs populations	Affordable Housing Public Housing Homeless Non-Homeless Special Needs		Housing for Homeless added	Household Housing Unit	200	62	31.00%			
Provide housing for special needs populations	Affordable Housing Public Housing Homeless Non-Homeless Special Needs		HIV/AIDS Housing Operations	Household Housing Unit	100	169	169.00%			
Public facilities/Infrastructure improvements	Non-Housing Community Development	CDBG: \$7130237	Public Facility or Infrastructure Activities other than Low/Moderate Income Housing Benefit	Persons Assisted	889079	2076735	233.58%	889079	2076735	233.58%
Public facilities/Infrastructure improvements	Non-Housing Community Development	CDBG: \$7130237	Public Facility or Infrastructure Activities for Low/Moderate Income Housing Benefit	Households Assisted	10000	0	0.00%			

**Table 1 - Accomplishments – Program Year & Strategic Plan to Date**



**Assess how the jurisdiction's use of funds, particularly CDBG, addresses the priorities and specific objectives identified in the plan, giving special attention to the highest priority activities identified.**

Goal outcome indicators for multiple activities no longer match what was originally set up, due to revisions to the activities in an effort to report the most accurate information and ensure the correct category of activity. In some cases, activities were set up incorrectly, and in others there was a determination made that a different category and indicator was more appropriate. This creates challenges in reporting outcomes in the above tables, as original expected amounts and actual amounts may be associated with different indicators.

Housing development in 2022 continues to serve very low and low income households, but delays in construction related to continued supply chain delays and cost increases, combined with delayed reporting of outcomes, resulted in many HOME-funded activities not being reported in 2022. As a result, housing goals were not met for 2022, but data reported in the 2023 CAPER will reflect accomplishments that occurred in 2022. However, the City has remained focused on addressing the highest priorities of the Columbus community, investing the largest portion of HOME funds in rental housing development, as well as making changes to programs providing downpayment assistance to ensure assistance is still effective in the rapidly changing housing market of Columbus.

The City's CDBG funds in 2022 continued to fund multiple successful youth recreational programs, and made substantial investments in public facilities, including multiple neighborhood playgrounds and pools. While the pools will not be complete and reported as accomplishments until 2023, they will result in significant improvements to much-needed recreation facilities. Neighborhood sidewalks and ADA-accessible curb ramps were also constructed city-wide using CDBG funds to improve accessibility and mobility for Columbus residents.

CDBG funding was directed towards housing improvements and maintaining safe and sanitary property conditions, allowing local non-profits to operate a tool library that provided no-cost memberships to low-income residents, and to assist low-income renters with legal support to hold landlords accountable to addressing poor housing conditions.

Multiple funded programs continue to experience delays in implementation due to COVID-19 and other unforeseen barriers, in particular the housing and homelessness programs, and programs to provide training and support to local residents and businesses. The programs that were able to continue have been successful, though sometimes requiring a shift in program goals. Activities that have been significantly delayed are being evaluated and prioritized for implementation where possible, or re-prioritization of assigned funds if needed.

## **CR-10 - Racial and Ethnic composition of families assisted**

**Describe the families assisted (including the racial and ethnic status of families assisted).**

**91.520(a)**

**Table 2 – Table of assistance to racial and ethnic populations by source of funds**

### **Narrative**

The City's efforts to make CDBG funding more accessible to local non-profits and community-based organizations has allowed for an expanded reach and increasing diversity of families served. The Columbus community is very diverse, and HUD funding is prioritized for low- to moderate-income residents, who are disproportionately members of racial and ethnic minorities. This is reflected in the table above, though the nature of many of the City's HUD-funded investments means that only a fraction of the projects capture race and ethnicity data.

The City's CPD funding programs that collect racial and ethnic data show a disproportionately high benefit to Black or African American families (86% of CDBG beneficiaries, 91% of HOME beneficiaries , and 70% of ESG beneficiaries for whom this data was collected). The City of Columbus' population is 53% White and 29% Black. There is a disproportionately low benefit to Hispanic/Latino families, as only 1.3% of CDBG beneficiaries for whom this data was collected were Hispanic, compared to 7% of the City's population. In Columbus, White families have a median household income of approximately \$54,000 compared to just \$36,600 for Hispanic households and \$32,700 for Black households. This income disparity highlights why Black families were so frequently the beneficiaries of CPD funded programs, but identifies a need to better serve the Hispanic/Latino community. The disproportionately high numbers of Black and Hispanic/Latino families receiving homelessness assistance from the ESG program also highlights a disparity in the City's housing needs.

## CR-15 - Resources and Investments 91.520(a)

### Identify the resources made available

Source of Funds	Source	Resources Made Available	Amount Expended During Program Year
CDBG	public - federal	10,067,488	10,898,483
HOME	public - federal	5,483,982	4,626,786
HOPWA	public - federal	2,274,944	2,227,339
ESG	public - federal	640,624	261,602
Other	public - federal	0	

**Table 3 - Resources Made Available**

### Narrative

The table above reflects expenditures from all City accounts for these respective grant programs, according to the City's financial records. These amounts will not match amounts drawn from IDIS due to delays in completing draws that resulted from staffing shortages and turnover.

CDBG expenditures exceeded the amount that was reported as anticipated in the 2022 Annual Action Plan, resulting from additional prior year resources that had not been reconciled prior to the submission of the 2022 AAP.

Expenditures for the HOME, HOPWA, and ESG programs were less than resources made available as a result of delays in funded programs.

Financial reconciliations are ongoing for all HUD grant funds due to staffing changes and changes to departmental management of certain grant awards, and adjustments to funding made with substantial amendments to past Annual Action Plans or projects that came in under or over budget may still need to be reflected in IDIS. However, thanks to the changes made, the City was able to meet its 2022 timeliness test for expenditures.

### Identify the geographic distribution and location of investments

Target Area	Planned Percentage of Allocation	Actual Percentage of Allocation	Narrative Description

**Table 4 – Identify the geographic distribution and location of investments**

### Narrative

The City did not identify any target areas for the 2022 Annual Action Plan. Many programs are available

city-wide to all residents, or provide public facilities improvements that are focused in low- to moderate-income neighborhoods. These neighborhoods typically include the Linden, Hilltop, South Side, and Northeast communities of Columbus. The City's HOME, ESG and HOPWA programs do not target geographic areas. Those programs are citywide.

## Leveraging

**Explain how federal funds leveraged additional resources (private, state and local funds), including a description of how matching requirements were satisfied, as well as how any publicly owned land or property located within the jurisdiction that were used to address the needs identified in the plan.**

The City deploys its HOME funds as gap financing for downpayment assistance, homeownership development and rental development. The funds leverage first mortgages and LIHTC equity to facilitate development.

Match requirements were waived for 2020 and 2021. The City re-started its match program in 2022 and closed one project with a \$732,528 match obligation. No funds were drawn on this project in 2022 but the City has ample carryover of \$70,488,050 to meet the 2022 requirement.

For CDBG leveraged local dollars are not tracked because there is no match requirement. However, many CDBG infrastructure projects are not 100% CDBG funded.

CDBG funds have been invested in the development of the Glenwood and Winsor pools, improvements to public parks and recreation centers across the city, and investment in tree canopy improvements on public land. These investments improve the public facilities on these public properties, which are predominantly located within LMI Census tracts.

<b>Fiscal Year Summary – HOME Match</b>	
1. Excess match from prior Federal fiscal year	70,488,050
2. Match contributed during current Federal fiscal year	0
3. Total match available for current Federal fiscal year (Line 1 plus Line 2)	70,488,050
4. Match liability for current Federal fiscal year	0
5. Excess match carried over to next Federal fiscal year (Line 3 minus Line 4)	70,488,050

**Table 5 – Fiscal Year Summary - HOME Match Report**

Match Contribution for the Federal Fiscal Year								
Project No. or Other ID	Date of Contribution	Cash (non-Federal sources)	Foregone Taxes, Fees, Charges	Appraised Land/Real Property	Required Infrastructure	Site Preparation, Construction Materials, Donated labor	Bond Financing	Total Match

Table 6 – Match Contribution for the Federal Fiscal Year

**HOME MBE/WBE report**

Program Income – Enter the program amounts for the reporting period				
Balance on hand at beginning of reporting period \$	Amount received during reporting period \$	Total amount expended during reporting period \$	Amount expended for TBRA \$	Balance on hand at end of reporting period \$
1,238,749	724,269	656,330	149,236	1,306,688

Table 7 – Program Income

**Minority Business Enterprises and Women Business Enterprises** – Indicate the number and dollar value of contracts for HOME projects completed during the reporting period

	Total	Minority Business Enterprises				White Non-Hispanic
		Alaskan Native or American Indian	Asian or Pacific Islander	Black Non-Hispanic	Hispanic	
<b>Contracts</b>						
Dollar Amount	12,143,562	0	0	0	0	12,143,562
Number	28	0	0	0	0	28
<b>Sub-Contracts</b>						
Number	0	0	0	0	0	0
Dollar Amount	0	0	0	0	0	0
	Total	Women Business Enterprises	Male			
<b>Contracts</b>						
Dollar Amount	180,000	180,000	0			
Number	2	2	0			
<b>Sub-Contracts</b>						
Number	0	0	0			
Dollar Amount	0	0	0			

**Table 8 - Minority Business and Women Business Enterprises**

**Minority Owners of Rental Property** – Indicate the number of HOME assisted rental property owners and the total amount of HOME funds in these rental properties assisted

	Total	Minority Property Owners				White Non-Hispanic
		Alaskan Native or American Indian	Asian or Pacific Islander	Black Non-Hispanic	Hispanic	
Number	0	0	0	0	0	0
Dollar Amount	0	0	0	0	0	0

**Table 9 – Minority Owners of Rental Property**

<b>Relocation and Real Property Acquisition</b> – Indicate the number of persons displaced, the cost of relocation payments, the number of parcels acquired, and the cost of acquisition						
Parcels Acquired		0		0		
Businesses Displaced		0		0		
Nonprofit Organizations Displaced		0		0		
Households Temporarily Relocated, not Displaced		0		0		
Households Displaced	Total	Minority Property Enterprises				White Non-Hispanic
		Alaskan Native or American Indian	Asian or Pacific Islander	Black Non-Hispanic	Hispanic	
Number	0	0	0	0	0	0
Cost	0	0	0	0	0	0

**Table 10 – Relocation and Real Property Acquisition**



## CR-20 - Affordable Housing 91.520(b)

Evaluation of the jurisdiction's progress in providing affordable housing, including the number and types of families served, the number of extremely low-income, low-income, moderate-income, and middle-income persons served.

	One-Year Goal	Actual
Number of Homeless households to be provided affordable housing units	150	704
Number of Non-Homeless households to be provided affordable housing units	300	131
Number of Special-Needs households to be provided affordable housing units	50	0
<b>Total</b>	<b>500</b>	<b>835</b>

Table 11 – Number of Households

	One-Year Goal	Actual
Number of households supported through Rental Assistance	448	0
Number of households supported through The Production of New Units	18	39
Number of households supported through Rehab of Existing Units	500	113
Number of households supported through Acquisition of Existing Units	0	0
<b>Total</b>	<b>966</b>	<b>152</b>

Table 12 – Number of Households Supported

**Discuss the difference between goals and outcomes and problems encountered in meeting these goals.**

Unforeseen COVID-19 related supply chain issues and scarce construction materials with longer logistical time to get on the job site continued to cause delays in project delivery. COVID also periodically causes labor issues with periodic stoppages of work due to reduce risk of transmission. These factors caused a delay in construction completion and prolonged the close out process. There were timing issues in closing out 8 downpayment assistance projects, 6 homebuyer development projects and 53 TBRA rental

units. Downpayment assistance continues to be challenging to provide in the current housing market, with many homes being sold above appraised value and not eligible for HOME funds.

Homeless residents served increased dramatically as efforts to provide Rapid Rehousing are expanded due to impacts from the COVID-19 pandemic and the increased need in the community.

CDBG funding for the Modcon Living Tool Library benefitted 106 Columbus households with no-cost memberships that allowed for residents to rent tools for free in order to perform necessary home maintenance and repair. The program only tracked memberships given to individuals who provided documentation of income, but Modcon Living awarded no-cost memberships to additional households (using non-CDBG funds, but leveraged by CDBG funds) that are not being reported due to the lack of income documentation.

**Discuss how these outcomes will impact future annual action plans.**

Future annual action plans would result in a more conservative time period given for construction timing and an added cushion for completion. Some outcomes (particularly homeless households supported) are also inflated due to increased resources that have been made available through COVID-relief funding, and should not be considered the standard for future years.

**Include the number of extremely low-income, low-income, and moderate-income persons served by each activity where information on income by family size is required to determine the eligibility of the activity.**

Number of Households Served	CDBG Actual	HOME Actual
Extremely Low-income	51	31
Low-income	42	13
Moderate-income	13	2
<b>Total</b>	<b>106</b>	<b>46</b>

**Table 13 – Number of Households Served**

**Narrative Information**

For the HOME program, IDIS indicates that there were 48 households assisted in 2022. However, there was a double counting in homeownership because two development projects were completed separately from the affordability projects so the correct number is 46.

CDBG funding for the Modcon Living Tool Library benefitted 106 Columbus households with no-cost memberships that allowed for residents to rent tools for free in order to perform necessary home maintenance and repair.

## **CR-25 - Homeless and Other Special Needs 91.220(d, e); 91.320(d, e); 91.520(c)**

**Evaluate the jurisdiction's progress in meeting its specific objectives for reducing and ending homelessness through:**

### **Reaching out to homeless persons (especially unsheltered persons) and assessing their individual needs**

The City of Columbus invests \$117,000 in our COC's street outreach program. This year services made available to unsheltered persons increased as the lead organization is now Mt Carmel Healthcare, which is part of the nationwide Trinity Healthcare Network. In addition, \$3M of ARPA funds has been invested into multiple organizations via our Elevate! grant cycle, which carried a specific focus on unsheltered persons.

Beyond financial increases, the city has transitioned the role of "Homeless Advocacy Liaison" into a full time employee. This person works directly with outreach teams, Columbus PD & Fire and other stakeholders to ensure services are being provided to those residents living on the land.

The work of addressing homelessness in our community has also transitioned from the Department of Neighborhoods to the Department of Development. It is housed along-side our Health and Human Services team and holds a dual focus of providing financial support to partner agencies, and deeply affordable housing. Deeply affordable housing is a specific focus within our new Columbus/Central Ohio Housing Plan.

This year we also have three pilot projects running.

The first is in its 3rd year in a 3 year effort. It is the Homeless Prevention Network, and it focuses on families and holds the goal of keeping families in their homes via rent and utility support and when necessary, mediation among stakeholders.

A Transitional Housing/"Non-Congregate Shelter" pilot was stood up in August 2022 and will wrap up in March 2023.

The last one is a coordinated warming center system, which consisted of 3 locations in high need areas, with low or no barriers in an effort to engage our long term unsheltered residents.

As these projects wrap up, the city will review the after action reports for best practices, data-backed successes, and overall qualitative impact. This information will be applied to the 2024 budget cycle and beyond.

### **Addressing the emergency shelter and transitional housing needs of homeless persons**

A Transitional Housing/"Non-Congregate Shelter" pilot was stood up in August 2022 and will wrap up in March 2023.

Thus far we have seen multiple residents obtain identification documents, established medical care providers who administer both mental and physical health treatment, addiction treatment services, clear/satisfy warrants, and move into permanent housing. 13 people were included in this project.

The last one is a coordinated warming center system, which consisted of 3 locations in high need areas, with low or no barriers in an effort to engage our long term unsheltered residents.

These locations each serviced around 50-60 people daily and has recently wrapped up and the after action report is being compiled.

**Helping low-income individuals and families avoid becoming homeless, especially extremely low-income individuals and families and those who are: likely to become homeless after being discharged from publicly funded institutions and systems of care (such as health care facilities, mental health facilities, foster care and other youth facilities, and corrections programs and institutions); and, receiving assistance from public or private agencies that address housing, health, social services, employment, education, or youth needs**

In its 3rd year in a 3 year effort. Our Homeless Prevention Network is being funded by City and County resources. It is a network of non-profit and government agencies focused on keeping our families out of eviction court and home, safe and secure. This work focuses on funding rent and utility support and when necessary, mediation among stakeholders. Out of more than 2,000 families served during the first two years of the Network, only 54 families entered shelter.

We are engaged in ongoing discussions with our living and criminal justice facilities to align our in-reach efforts and support services for housing and shelter.

**Helping homeless persons (especially chronically homeless individuals and families, families with children, veterans and their families, and unaccompanied youth) make the transition to permanent housing and independent living, including shortening the period of time that individuals and families experience homelessness, facilitating access for homeless individuals and families to affordable housing units, and preventing individuals and families who were recently homeless from becoming homeless again**

The City continued our support within the 5 areas mentioned last year, Continuum of Care Application, Crisis Response, Outreach Services, Permanent Supportive Housing Services, and the Safety Net program. Over \$5M of City General Funds were invested in these five areas.

## **CR-30 - Public Housing 91.220(h); 91.320(j)**

### **Actions taken to address the needs of public housing**

The City meets regularly with the Columbus Metropolitan Housing Authority (CMHA). At the present time, CMHA is converting its public housing portfolio through the Rental Assistance Demonstration program. The City is actively engaged in providing gap funding to RAD projects upon request.

### **Actions taken to encourage public housing residents to become more involved in management and participate in homeownership**

The City has a Homebuyer Education Advisory Committee that meets quarterly. Included on that committee are staff from CMHA homeownership voucher program. The City downpayment assistance program works with the homeownership voucher program to provide downpayment assistance upon request. The City increased the maximum amount available for downpayment assistance from \$5,000 to \$7,500 in order to be more competitive in the current housing market.

### **Actions taken to provide assistance to troubled PHAs**

CMHA is not a troubled PHA.

### **CR-35 - Other Actions 91.220(j)-(k); 91.320(i)-(j)**

**Actions taken to remove or ameliorate the negative effects of public policies that serve as barriers to affordable housing such as land use controls, tax policies affecting land, zoning ordinances, building codes, fees and charges, growth limitations, and policies affecting the return on residential investment. 91.220 (j); 91.320 (i)**

The City of Columbus is actively engaged in a comprehensive re-write of its zoning code to simplify plan and building permit approval. The City also continues to evaluate and update local tax incentives for renovation and construction of housing.

### **Actions taken to address obstacles to meeting underserved needs. 91.220(k); 91.320(j)**

The City continues to provide gap funding for permanent supportive housing projects, senior housing and other special needs projects. The City also contracts with the Community Shelter Board to administer a TBRA program for homeless individuals. The City's subaward to Economic and Community Development Institute provided services and technical assistance to low-income and minority-owned contractors to increase their capacity to bid on competitive projects and grow their business in Columbus' active construction market.

### **Actions taken to reduce lead-based paint hazards. 91.220(k); 91.320(j)**

For properties built before 1978 and redeveloped with City funds, a lead assessment before work starts and a lead clearance after it is complete is required.

### **Actions taken to reduce the number of poverty-level families. 91.220(k); 91.320(j)**

In 2022 the City funded programs that offer employment training to residents and technical assistance to small businesses, which create opportunities for improving the economic status of individuals and families. Homeownership assistance programs and development of affordable housing also provide supports to families who are cost burdened by rising housing costs, and may help these families begin to build wealth and stability.

### **Actions taken to develop institutional structure. 91.220(k); 91.320(j)**

The City provides CHDO Operating funding through the Community Development Collaborative to support CHDOs in the efforts to develop housing in their neighborhoods.

### **Actions taken to enhance coordination between public and private housing and social service agencies. 91.220(k); 91.320(j)**

The City tracks the progress of funded projects and is aware when projects are at or near completion. If

a pressing need for housing occurs due to an emergency vacate, staff reaches out to developers whose projects are coming online to inquire about vacancies and referrals. The City also leads the Columbus Area Affordable Housing Task Force which shares information on projects in development and troubled projects in the community.

**Identify actions taken to overcome the effects of any impediments identified in the jurisdictions analysis of impediments to fair housing choice. 91.520(a)**

In 2022, the maximum amount of downpayment assistance was increased from \$5,000 to \$7,500 to increase access to homeownership. The City continues to fund TBRA for homeless individuals. City staff review building plans to assure accessibility requirements and advocate for the construction of accessible units. The City is in the process of re-writing the zoning code. The City funded the Columbus Urban League in 2022 to deliver a fair housing program to Columbus residents.

## **CR-40 - Monitoring 91.220 and 91.230**

**Describe the standards and procedures used to monitor activities carried out in furtherance of the plan and used to ensure long-term compliance with requirements of the programs involved, including minority business outreach and the comprehensive planning requirements**

The City has updated its requirements to comply with the revised Section 3 rules and works with developers to identify opportunities to employ low income individuals. For rental properties, sites are regularly monitored for file and physical compliance with HUD regulations. For homeownership sites, a mortgage and restrictive covenant are placed on each property upon sale to a homeowner to assure that affordability periods are met or funds are repaid.

The City also conducted subrecipient monitoring of seven CDBG subrecipients during 2022, following procedures outlined in HUD's "Managing CDBG: Guidebook for CDBG Grantees on Subrecipient Oversight." The monitoring was productive and resulted in a finding for one subrecipient related to maintaining documentation of CDBG eligibility, and multiple concerns for subrecipients related to reporting and record-keeping, as well as improvement of policies and procedures to establish appropriate internal controls.

## **Citizen Participation Plan 91.105(d); 91.115(d)**

**Describe the efforts to provide citizens with reasonable notice and an opportunity to comment on performance reports.**

The City publishes a 15-day public comment notice in the Columbus Dispatch that will run from 3/15 through 3/30. It notifies the public that the CAPER report will be available on our City's website for them to review, make any comments or ask any questions. The comments are reviewed and responded to in advance of final submission to HUD.



**CR-45 - CDBG 91.520(c)**

**Specify the nature of, and reasons for, any changes in the jurisdiction’s program objectives and indications of how the jurisdiction would change its programs as a result of its experiences.**

Objectives of the City’s HUD-funded programs have not changed, but the ability to deliver on specific goals or projects has been impacted as the community and the world continue to manage the impacts of COVID, and the ways that it has impacted capacity of our non-profit partners. The City has submitted a number of substantial amendments to its 2020-2022 Annual Action Plans in the past two years, mostly resulting from COVID-related project delays related to cost increases, supply chain issues, or similar concerns, and due to cancellations that required reprioritization of CDBG funding.

**Does this Jurisdiction have any open Brownfields Economic Development Initiative (BEDI) grants?**

No

**[BEDI grantees] Describe accomplishments and program outcomes during the last year.**

## **CR-50 - HOME 24 CFR 91.520(d)**

### **Include the results of on-site inspections of affordable rental housing assisted under the program to determine compliance with housing codes and other applicable regulations**

Please list those projects that should have been inspected on-site this program year based upon the schedule in 24 CFR §92.504(d). Indicate which of these were inspected and a summary of issues that were detected during the inspection. For those that were not inspected, please indicate the reason and how you will remedy the situation.

Results of on-site inspections for calendar year 2022:

Common findings for exterior- Siding damage, gutter replacement, trash and debris.

Common findings for interior- Damaged blinds, damaged windows, sanitary/housekeeping issues, broken outlets/light switches.

All active HOME rental projects were inspected including the projects with 1-4 HOME units.

Projects with 1-4 HOME-assisted units:

Monarch Green, The Livingston, Fairwood Commons, Restoration Plaza, North Hamilton Senior, Poindexter Place, Senior, Poindexter II "A&B", The Whitney, Homes on the Hill "101-103 S. Eureka", 141 West Park, 186 Brehl, CHN Briggsdale apts, CHN Briggsdale II, CHN 115 Belvidere, CHN Laurel Green, CHN Terrace Place, Marsh Brook Place, Trabue Crossing, Weinland Park, Career Gateway.

Summary of issues- Sanitary/Housekeeping issues, Damaged blinds, damaged screens, wall damage, broken outlets/switch plates. Damaged downspouts, trash and debris. Smoke detectors not working.

All have been remedied by the owners/management companies.

### **Provide an assessment of the jurisdiction's affirmative marketing actions for HOME units. 24 CFR 91.520(e) and 24 CFR 92.351(a)**

All funded projects must comply with the City's Affirmative Marketing Policies and Procedures. For rental housing, a marketing plan must be submitted that complies with fair housing laws. For rental and homeownership, information on race and ethnicity of assisted households is obtained.

### **Refer to IDIS reports to describe the amount and use of program income for projects, including the number of projects and owner and tenant characteristics**

Program income was committed to the McDowell Place Homes project, in the amount of \$379,108.18 of 2021 PI. The project is still in construction, there are no tenant demographics. The City also

expended \$149,236.00 of program income funds towards tenant-based rental assistance.

**Describe other actions taken to foster and maintain affordable housing. 24 CFR 91.220(k)  
(STATES ONLY: Including the coordination of LIHTC with the development of affordable  
housing). 24 CFR 91.320(j)**

In 2022, the City of Columbus contracted with the Columbus Urban League for fair housing services. Any complaints received from participants were forwarded to that organization. The City also contracted with the Legal Aid Society of Columbus using CDBG funds to administer a rental housing conditions project, providing legal assistance to tenants who were seeking remediation of unsafe or unsanitary property conditions. This program resulted in multiple tenants being able to maintain their residence and resolve property conditions issues.

## CR-55 - HOPWA 91.520(e)

### Identify the number of individuals assisted and the types of assistance provided

Table for report on the one-year goals for the number of households provided housing through the use of HOPWA activities for: short-term rent, mortgage, and utility assistance payments to prevent homelessness of the individual or family; tenant-based rental assistance; and units provided in housing facilities developed, leased, or operated with HOPWA funds.

Number of Households Served Through:	One-year Goal	Actual
Short-term rent, mortgage, and utility assistance to prevent homelessness of the individual or family	163	36
Tenant-based rental assistance	230	138
Units provided in permanent housing facilities developed, leased, or operated with HOPWA funds	0	0
Units provided in transitional short-term housing facilities developed, leased, or operated with HOPWA funds	0	0

Table 14 – HOPWA Number of Households Served

### Narrative

The accomplishments of the HOPWA program 2022 are as follows: 138 households received TBRA (Tenant Based Rental Assistance), 36 households received STRMU and STRMU-CV (Short-Term Rent, Mortgage and Utility Assistance) 46 households received PHP (Permanent Housing Placement) and 180 households received supportive services. Approximately 90% of persons living with HIV and AIDS in the EMSA reside in Franklin County. The surrounding counties in the EMSA are more suburban in nature. Most households that received assistance were in the Franklin County area. All of the project sponsors are able to assist eligible personnel in Franklin County.

The majority of funds for each grant agreement went to TBRA and Supportive Services to be administered by each project sponsor. This allowed for staff to manage the program, including expanding program staff in some instances, as well as the utilization of funds for long-term stable living environments for eligible clientele in conjunction with the 2022 Action Plan Goal: Provide Housing and Services for Persons with AIDS. STRMU was the second highest funded activity. 3 of the 4 project sponsors make up a committee to review STRMU applications for HOPWA STRMU (Regular and CV). This review, which is still ongoing through the transition, allows for the sharing of expertise and a way to serve the client best by the appropriate project sponsor. Faith Mission and Equitas Health were awarded a majority of the funds. The goal was to expand the number of households assisted with HOPWA

services at Faith Mission, and maintain the stable housing for the high number of existing assisted clients at Equitas Health. This goal was surpassed as both organizations required additional funds on top of what was initially contracted out to finish out the program year.

These organizations are also located centrally and provide the most assistance to eligible clientele. The Columbus City Department of Development has made affordable housing a large priority in the recent and coming years. With new regulations calling for more affordable housing, this will help locate eligible program units meeting TBRA requirements. Through transition (move of the HOPWA program from Columbus Public Health to the Department of Development), new grant agreements between the DOD and 2 of the 4 project sponsors had to be put into effect before the end of the program year to assist with operations of the program through the end of the year, monitoring had to be conducted of all project sponsors at the end of the year by the DOD, and lack of HOPWA-dedicated staff at CPH brought on communication challenges for DOD as well as the project sponsors.

In order to achieve targets better for the 2023 program year, the Housing Division started by hiring a dedicated staff member to run the HOPWA program at the grantee level. Next, grantee staff established relationships with sponsors by going out and physically meeting with each organization to discuss definitive changes, meet program and administrative staff, and take suggestions. These face to face meetings allowed Housing to grasp challenges of the past year, measure project sponsor capacity, and develop a plan to increase assistance and hit target goals. Following these meetings, Housing set up monitoring dates for all project sponsors. Through monitoring, Housing was able to assess the lack of standardization between policies for the HOPWA program and become familiar with each organization's strengths and weaknesses.

### CR-58 – Section 3

Identify the number of individuals assisted and the types of assistance provided

<b>Total Labor Hours</b>	<b>CDBG</b>	<b>HOME</b>	<b>ESG</b>	<b>HOPWA</b>	<b>HTF</b>
Total Number of Activities	11	0	0	0	0
Total Labor Hours	13,061				
Total Section 3 Worker Hours	346				
Total Targeted Section 3 Worker Hours	0				

**Table 15 – Total Labor Hours**

<b>Qualitative Efforts - Number of Activities by Program</b>	<b>CDBG</b>	<b>HOME</b>	<b>ESG</b>	<b>HOPWA</b>	<b>HTF</b>
Outreach efforts to generate job applicants who are Public Housing Targeted Workers					
Outreach efforts to generate job applicants who are Other Funding Targeted Workers.					
Direct, on-the job training (including apprenticeships).	1				
Indirect training such as arranging for, contracting for, or paying tuition for, off-site training.					
Technical assistance to help Section 3 workers compete for jobs (e.g., resume assistance, coaching).	10				
Outreach efforts to identify and secure bids from Section 3 business concerns.					
Technical assistance to help Section 3 business concerns understand and bid on contracts.	10				
Division of contracts into smaller jobs to facilitate participation by Section 3 business concerns.					
Provided or connected residents with assistance in seeking employment including: drafting resumes, preparing for interviews, finding job opportunities, connecting residents to job placement services.	10				
Held one or more job fairs.	10				
Provided or connected residents with supportive services that can provide direct services or referrals.	10				
Provided or connected residents with supportive services that provide one or more of the following: work readiness health screenings, interview clothing, uniforms, test fees, transportation.	10				
Assisted residents with finding child care.	10				
Assisted residents to apply for, or attend community college or a four year educational institution.	10				
Assisted residents to apply for, or attend vocational/technical training.					
Assisted residents to obtain financial literacy training and/or coaching.	10				
Bonding assistance, guaranties, or other efforts to support viable bids from Section 3 business concerns.	10				
Provided or connected residents with training on computer use or online technologies.	10				
Promoting the use of a business registry designed to create opportunities for disadvantaged and small businesses.					

Outreach, engagement, or referrals with the state one-stop system, as designed in Section 121(e)(2) of the Workforce Innovation and Opportunity Act.	10				
Other.	1				

**Table 16 – Qualitative Efforts - Number of Activities by Program**

**Narrative**

The City encourages Section 3 on all federally funded projects that meet or exceed the threshold. City staff from the Grants Management Section attend pre-bid and pre-construction meetings whenever possible to ensure that Section 3 standards are communicated, and all contracts include Section 3 clauses.

The Grants Management team has evaluated the City’s overall economic development and resident services programs to identify services that support low-income residents in increasing their access to jobs and economic opportunity. These efforts are being reported this year to better reflect the work being done to meet Section 3 objectives.

**CR-60 - ESG 91.520(g) (ESG Recipients only)**

**ESG Supplement to the CAPER in *e-snaps***

**For Paperwork Reduction Act**

**1. Recipient Information—All Recipients Complete**

**Basic Grant Information**

**Recipient Name** COLUMBUS  
**Organizational DUNS Number** 051369916  
**UEI**  
**EIN/TIN Number** 316400223  
**Identify the Field Office** COLUMBUS  
**Identify CoC(s) in which the recipient or subrecipient(s) will provide ESG assistance** Columbus/Franklin County CoC

**ESG Contact Name**

**Prefix** Ms  
**First Name** Lucie  
**Middle Name**  
**Last Name** McMahan  
**Suffix**  
**Title** Grants Management Coordinator

**ESG Contact Address**

CAPER

**Street Address 1** 90 W. Broad Street  
**Street Address 2**  
**City** Columbus  
**State** OH  
**ZIP Code** -  
**Phone Number** 6146457492  
**Extension**  
**Fax Number**  
**Email Address** LMMcMahon@columbus.gov

**ESG Secondary Contact**

**Prefix** Ms  
**First Name** Emerald  
**Last Name** Hernández-Parra  
**Suffix**  
**Title** Assistant Director, Special Projects  
**Phone Number** 6146686459  
**Extension**  
**Email Address** ELHernandezParra@columbus.gov

**2. Reporting Period—All Recipients Complete**

**Program Year Start Date** 01/01/2022  
**Program Year End Date** 12/31/2022

**3a. Subrecipient Form – Complete one form for each subrecipient**

**Subrecipient or Contractor Name:** Community Shelter Board  
**City:** Columbus  
**State:** OH  
**Zip Code:** 43235, 5616  
**DUNS Number:** 619605363  
**UEI:**  
**Is subrecipient a victim services provider:** N  
**Subrecipient Organization Type:** Other Non-Profit Organization  
**ESG Subgrant or Contract Award Amount:** 640624



## CR-65 - Persons Assisted

### 4. Persons Served

#### 4a. Complete for Homelessness Prevention Activities

Number of Persons in Households	Total
Adults	
Children	
Don't Know/Refused/Other	
Missing Information	
<b>Total</b>	

Table 16 – Household Information for Homeless Prevention Activities

#### 4b. Complete for Rapid Re-Housing Activities

Number of Persons in Households	Total
Adults	
Children	
Don't Know/Refused/Other	
Missing Information	
<b>Total</b>	

Table 17 – Household Information for Rapid Re-Housing Activities

#### 4c. Complete for Shelter

Number of Persons in Households	Total
Adults	
Children	
Don't Know/Refused/Other	
Missing Information	
<b>Total</b>	

Table 18 – Shelter Information



#### 4d. Street Outreach

Number of Persons in Households	Total
Adults	
Children	
Don't Know/Refused/Other	
Missing Information	
<b>Total</b>	

Table 19 – Household Information for Street Outreach

#### 4e. Totals for all Persons Served with ESG

Number of Persons in Households	Total
Adults	
Children	
Don't Know/Refused/Other	
Missing Information	
<b>Total</b>	

Table 20 – Household Information for Persons Served with ESG

#### 5. Gender—Complete for All Activities

	Total
Male	
Female	
Transgender	
Don't Know/Refused/Other	
Missing Information	
<b>Total</b>	

Table 21 – Gender Information

**6. Age—Complete for All Activities**

	<b>Total</b>
Under 18	
18-24	
25 and over	
Don't Know/Refused/Other	
Missing Information	
<b>Total</b>	

**Table 22 – Age Information**

**7. Special Populations Served—Complete for All Activities**

**Number of Persons in Households**

<b>Subpopulation</b>	<b>Total</b>	<b>Total Persons Served – Prevention</b>	<b>Total Persons Served – RRH</b>	<b>Total Persons Served in Emergency Shelters</b>
Veterans				
Victims of Domestic Violence				
Elderly				
HIV/AIDS				
Chronically Homeless				
<b>Persons with Disabilities:</b>				
Severely Mentally Ill				
Chronic Substance Abuse				
Other Disability				
Total (unduplicated if possible)				

**Table 23 – Special Population Served**

**CR-70 – ESG 91.520(g) - Assistance Provided and Outcomes**

**10. Shelter Utilization**

Number of New Units – Rehabbed	
Number of New Units – Conversion	
Total Number of bed - nighths available	
Total Number of bed - nights provided	
Capacity Utilization	

**Table 24 – Shelter Capacity**

**11. Project Outcomes Data measured under the performance standards developed in consultation with the CoC(s)**

## CR-75 – Expenditures

### 11. Expenditures

#### 11a. ESG Expenditures for Homelessness Prevention

	Dollar Amount of Expenditures in Program Year		
	2020	2021	2022
Expenditures for Rental Assistance			
Expenditures for Housing Relocation and Stabilization Services - Financial Assistance			
Expenditures for Housing Relocation & Stabilization Services - Services			
Expenditures for Homeless Prevention under Emergency Shelter Grants Program			
<b>Subtotal Homelessness Prevention</b>			

Table 25 – ESG Expenditures for Homelessness Prevention

#### 11b. ESG Expenditures for Rapid Re-Housing

	Dollar Amount of Expenditures in Program Year		
	2020	2021	2022
Expenditures for Rental Assistance			
Expenditures for Housing Relocation and Stabilization Services - Financial Assistance			
Expenditures for Housing Relocation & Stabilization Services - Services			
Expenditures for Homeless Assistance under Emergency Shelter Grants Program			
<b>Subtotal Rapid Re-Housing</b>			

Table 26 – ESG Expenditures for Rapid Re-Housing

**11c. ESG Expenditures for Emergency Shelter**

	Dollar Amount of Expenditures in Program Year		
	2020	2021	2022
Essential Services			
Operations			
Renovation			
Major Rehab			
Conversion			
<b>Subtotal</b>			

**Table 27 – ESG Expenditures for Emergency Shelter**

**11d. Other Grant Expenditures**

	Dollar Amount of Expenditures in Program Year		
	2020	2021	2022
Street Outreach			
HMIS			
Administration			

**Table 28 - Other Grant Expenditures**

**11e. Total ESG Grant Funds**

Total ESG Funds Expended	2020	2021	2022

**Table 29 - Total ESG Funds Expended**

**11f. Match Source**

	<b>2020</b>	<b>2021</b>	<b>2022</b>
Other Non-ESG HUD Funds			
Other Federal Funds			
State Government			
Local Government			
Private Funds			
Other			
Fees			
Program Income			
<b>Total Match Amount</b>			

**Table 30 - Other Funds Expended on Eligible ESG Activities**

**11g. Total**

<b>Total Amount of Funds Expended on ESG Activities</b>	<b>2020</b>	<b>2021</b>	<b>2022</b>

**Table 31 - Total Amount of Funds Expended on ESG Activities**



# Attachment

## 2022 ESG Sage CAPER

## CAPER Aggregator 2.0

Aggregates data from CAPERs submitted to HUD by selected criteria (project type and/or specific question)

*If you attempt to pull an entire CAPER, especially aggregating over many ESGs, you may have to wait several minutes for the result. Use the "Email me" button to run the report and email you the results when it's complete. You can navigate to other pages in Sage while that's running.*

*"Year" means the year of the start date for the submission.*

### Report criteria

Year

Recipient - ESG Grant  
(1 selected)

Search this list:

Selected: ESG: Columbus - OH

*TIP: Hold down the CTRL key on the keyboard and click with the mouse in order to select more than one Recipient - ESG Grant.*

CAPER Project Type

*TIP: Hold down the CTRL key on the keyboard and click with the mouse in order to select more than one choice.*

- (all)
- Day Shelter
- Emergency Shelter
- Homelessness Prevention
- PH - Rapid Re-Housing
- Street Outreach
- Transitional Housing
- archived -
- Coordinated Assessment Services Only

View report as

- Aggregate / summary 
  Details / data 
  Both aggregate and details

### Grant List

Showing 1 to 1 of 1 entries Show  entries

Filter:

Jurisdiction	Type	Start Date	End Date	Current Status
	CAPER	1/1/2022	12/31/2022	Submitted

Showing 1 to 1 of 1 entries Show  entries

Previous  Next

### Grant List

Showing 1 to 1 of 1 entries Show  entries

Filter:

Jurisdiction	Type	Start Date	End Date	Current Status
	CAPER	1/1/2022	12/31/2022	Submitted

Showing 1 to 1 of 1 entries Show  entries

Previous  Next

**Q04a: Project Identifiers in HMIS**

● Please select details mode in the filters above to see Q4 information.

CAPER-CSV uploads containing multiple project rows in Q4 will display as separate rows here using the same value in Project Info Row ID.

**Q04a: Project Identifiers in HMIS**

Row ID	Project Info Row ID	Entity ID	Entity Name	Report Start Date	Report End Date	Organization Name	Project Name	Project Type	Q4A Org Name	Q4A Org Id	Q4A Project Name	Q4A Project Id
8060737	8060737	106595	ESG: Columbus - OH	1/1/2022	12/31/2022	Community Shelter Board	Faith on 8th	Emergency Shelter	LSS - Faith Mission (Lutheran Social Services)	13	LSS - FM 8th ES	6
8060617	8060617	106595	ESG: Columbus - OH	1/1/2022	12/31/2022	Community Shelter Board	Homeless Families Foundation RRH	PH - Rapid Re-Housing	Home For Families	11	HFF - City Family RRH	27
8060777	8060777	106595	ESG: Columbus - OH	1/1/2022	12/31/2022	Community Shelter Board	LSS Men's on Grant	Emergency Shelter	LSS - Faith Mission (Lutheran Social Services)	13	LSS - FM Grant Men ES (MoG)	37
8060697	8060697	106595	ESG: Columbus - OH	1/1/2022	12/31/2022	Community Shelter Board	Southeast - Friends of the Homeless	Emergency Shelter	Southeast Inc.	17	SE - FOH Men ES	46
8060657	8060657	106595	ESG: Columbus - OH	1/1/2022	12/31/2022	Community Shelter Board	The Salvation Army	PH - Rapid Re-Housing	The Salvation Army	18	TSA - City Family RRH	49
8060817	8060817	106595	ESG: Columbus - OH	1/1/2022	12/31/2022	Community Shelter Board	Women's on Grant	Emergency Shelter	LSS - Faith Mission (Lutheran Social Services)	13	LSS - FM Grant Women ES (WoG)	38

CAPER-CSV uploads containing multiple project rows in Q4 will display as separate rows here using the same value in Project Info Row ID.

Q05a: Report Validations Table

Category	Count of Clients for DQ	Count of Clients
Total Number of Persons Served	2906	2906
Number of Adults (Age 18 or Over)	2770	2770
Number of Children (Under Age 18)	136	136
Number of Persons with Unknown Age	0	0
Number of Leavers	2446	2446
Number of Adult Leavers	2343	2343
Number of Adult and Head of Household Leavers	2343	2343
Number of Stayers	460	460
Number of Adult Stayers	427	427
Number of Veterans	72	72
Number of Chronically Homeless Persons	502	502
Number of Youth Under Age 25	117	117
Number of Parenting Youth Under Age 25 with Children	0	0
Number of Adult Heads of Household	2743	2743
Number of Child and Unknown-Age Heads of Household	0	0
Heads of Households and Adult Stayers in the Project 365 Days or More	5	5

Q05a: Report Validations Table

Row ID	Project Info Row ID	Entity ID	Entity Name	Report Start Date	Report End Date	Organization Name	Project Name	Project Type	Total Number of Persons Served	Number of Adults (Age 18 or Over)	Number of Children (Under Age 18)	Number of Persons with Unknown Age
8060738	8060737	106595	ESG: Columbus - OH	1/1/2022	12/31/2022	Community Shelter Board	Faith on 8th	Emergency Shelter	550	550	0	0
8060618	8060617	106595	ESG: Columbus - OH	1/1/2022	12/31/2022	Community Shelter Board	Homeless Families Foundation RPH	PH - Rapid Re-Housing	136	50	86	0
8060778	8060777	106595	ESG: Columbus - OH	1/1/2022	12/31/2022	Community Shelter Board	LSS Men's on Grant	Emergency Shelter	625	625	0	0
8060698	8060697	106595	ESG: Columbus - OH	1/1/2022	12/31/2022	Community Shelter Board	Southeast - Friends of the Homeless	Emergency Shelter	1249	1249	0	0
8060658	8060657	106595	ESG: Columbus - OH	1/1/2022	12/31/2022	Community Shelter Board	The Salvation Army	PH - Rapid Re-Housing	81	31	50	0
8060818	8060817	106595	ESG: Columbus - OH	1/1/2022	12/31/2022	Community Shelter Board	Women's on Grant	Emergency Shelter	265	265	0	0

**Q06a: Data Quality: Personally Identifying Information (PII)**

Data Element	Client Doesn't Know/Refused	Information Missing	Data Issues	Total	% of Error Rate
Name	0	45	1	46	1.58%
Social Security Number	36	2	21	59	2.03%
Date of Birth	0	0	24	24	0.83%
Race	19	6	0	25	0.86%
Ethnicity	8	4	0	12	0.41%
Gender	0	1	0	1	0.03%
Overall Score				146	5.02%

Numbers in green *italics* have been recalculated or weighted based on available totals.

**Q06a: Data Quality: Personally Identifying Information (PII)**

Row ID	Project Info Row ID	Entity ID	Entity Name	Report Start Date	Report End Date	Organization Name	Project Name	Project Type	Name Client Doesn't Know/Refused	Social Security Number Client Doesn't Know/Refused	Date Client Know
8060739	8060737	106595	ESG: Columbus - OH	1/1/2022	12/31/2022	Community Shelter Board	Faith on 8th	Emergency Shelter	0	3	0
8060619	8060617	106595	ESG: Columbus - OH	1/1/2022	12/31/2022	Community Shelter Board	Homeless Families Foundation RRFH	PH - Rapid Re-Housing	0	11	0
8060779	8060777	106595	ESG: Columbus - OH	1/1/2022	12/31/2022	Community Shelter Board	LSS Men's on Grant	Emergency Shelter	0	3	0
8060699	8060697	106595	ESG: Columbus - OH	1/1/2022	12/31/2022	Community Shelter Board	Southeast - Friends of the Homeless	Emergency Shelter	0	9	0
8060659	8060657	106595	ESG: Columbus - OH	1/1/2022	12/31/2022	Community Shelter Board	The Salvation Army	PH - Rapid Re-Housing	0	8	0
8060819	8060817	106595	ESG: Columbus - OH	1/1/2022	12/31/2022	Community Shelter Board	Women's on Grant	Emergency Shelter	0	2	0

Numbers in green *italics* have been recalculated or weighted based on available totals.

**Q06b: Data Quality: Universal Data Elements**

Data Element	Error Count	% of Error Rate
Veteran Status	20	0.72%
Project Start Date	0	0%
Relationship to Head of Household	0	0%
Client Location	0	0%
Disabling Condition	151	5.20%

Numbers in green *italics* have been recalculated or weighted based on available totals.

**Q06b: Data Quality: Universal Data Elements**

Row ID	Project Info Row ID	Entity ID	Entity Name	Report Start Date	Report End Date	Organization Name	Project Name	Project Type	Veteran Status Error Count	Project Start Date Error Count	Relationship to Head of Household Error Count	Clic Loc Err Co
8060740	8060737	106595	ESG: Columbus - OH	1/1/2022	12/31/2022	Community Shelter Board	Faith on 8th	Emergency Shelter	6	0	0	0
8060620	8060617	106595	ESG: Columbus - OH	1/1/2022	12/31/2022	Community Shelter Board	Homeless Families Foundation RRH	PH - Rapid Re-Housing	1	0	0	0
8060780	8060777	106595	ESG: Columbus - OH	1/1/2022	12/31/2022	Community Shelter Board	LSS Men's on Grant	Emergency Shelter	4	0	0	0
8060700	8060697	106595	ESG: Columbus - OH	1/1/2022	12/31/2022	Community Shelter Board	Southeast - Friends of the Homeless	Emergency Shelter	8	0	0	0
8060660	8060657	106595	ESG: Columbus - OH	1/1/2022	12/31/2022	Community Shelter Board	The Salvation Army	PH - Rapid Re-Housing	0	0	0	0
8060820	8060817	106595	ESG: Columbus - OH	1/1/2022	12/31/2022	Community Shelter Board	Women's on Grant	Emergency Shelter	1	0	0	0

Numbers in green *italics* have been recalculated or weighted based on available totals.

**Q06c: Data Quality: Income and Housing Data Quality**

Data Element	Error Count	% of Error Rate
Destination	322	13.76%
Income and Sources at Start	144	5.20%
Income and Sources at Annual Assessment	1	20.00%
Income and Sources at Exit	141	6.02%

Numbers in green *italics* have been recalculated or weighted based on available totals.

Q06c: Data Quality: Income and Housing Data Quality

Row ID	Project Info Row ID	Entity ID	Entity Name	Report Start Date	Report End Date	Organization Name	Project Name	Project Type	Destination Error Count	Income and Sources at Start Error Count	Income and Sources at Annual Assessment Error Count
8060741	8060737	106595	ESG: Columbus - OH	1/1/2022	12/31/2022	Community Shelter Board	Faith on 8th	Emergency Shelter	113	68	0
8060621	8060617	106595	ESG: Columbus - OH	1/1/2022	12/31/2022	Community Shelter Board	Homeless Families Foundation RRH	PH - Rapid Re-Housing	8	0	1
8060781	8060777	106595	ESG: Columbus - OH	1/1/2022	12/31/2022	Community Shelter Board	LSS Men's on Grant	Emergency Shelter	131	55	0
8060701	8060697	106595	ESG: Columbus - OH	1/1/2022	12/31/2022	Community Shelter Board	Southeast - Friends of the Homeless	Emergency Shelter	20	2	0
8060661	8060657	106595	ESG: Columbus - OH	1/1/2022	12/31/2022	Community Shelter Board	The Salvation Army	PH - Rapid Re-Housing	0	0	0
8060821	8060817	106595	ESG: Columbus - OH	1/1/2022	12/31/2022	Community Shelter Board	Women's on Grant	Emergency Shelter	50	19	0

Numbers in green *italics* have been recalculated or weighted based on available totals.

Q06d: Data Quality: Chronic Homelessness

Entering into project type	Count of Total Records	Missing Time in Institution	Missing Time in Housing	Approximate Date Started DK/R/missing	Number of Times DK/R/missing	Number of Months DK/R/missing	% of Records Unable to Calculate
ES, SH, Street Outreach	2689	0	0	0	34	46	2.34%
TH	0	0	0	0	0	0	0
PH (All)	81	0	0	0	0	0	0
Total	2770	0	0	0	0	0	2.27%

Numbers in green *italics* have been recalculated or weighted based on available totals.

Q06d: Data Quality: Chronic Homelessness

Row ID	Project Info Row ID	Entity ID	Entity Name	Report Start Date	Report End Date	Organization Name	Project Name	Project Type	ES, SH, Street Outreach Count of Total Records	TH Count of Total Records	PH (All) Count of Total Records	q&d total total recor
8060742	8060737	106595	ESG: Columbus -OH	1/1/2022	12/31/2022	Community Shelter Board	Faith on 8th	Emergency Shelter	550	0	0	550
8060622	8060617	106595	ESG: Columbus -OH	1/1/2022	12/31/2022	Community Shelter Board	Homeless Families Foundation RRH	PH - Rapid Re-Housing	0	0	50	50
8060782	8060777	106595	ESG: Columbus -OH	1/1/2022	12/31/2022	Community Shelter Board	LSS Men's on Grant	Emergency Shelter	625	0	0	625
8060702	8060697	106595	ESG: Columbus -OH	1/1/2022	12/31/2022	Community Shelter Board	Southeast - Friends of the Homeless	Emergency Shelter	1249	0	0	1249
8060662	8060657	106595	ESG: Columbus -OH	1/1/2022	12/31/2022	Community Shelter Board	The Salvation Army	PH - Rapid Re-Housing	0	0	31	31
8060822	8060817	106595	ESG: Columbus -OH	1/1/2022	12/31/2022	Community Shelter Board	Women's on Grant	Emergency Shelter	265	0	0	265

Numbers in green *italics* have been recalculated or weighted based on available totals.

Q06e: Data Quality: Timeliness

Time for Record Entry	Number of Project Start Records	Number of Project Exit Records
0 days	1867	1705
1-3 Days	737	627
4-6 Days	10	32
7-10 Days	2	25
11+ Days	4	57



Q06e: Data Quality: Timeliness

Row ID	Project Info Row ID	Entity ID	Entity Name	Report Start Date	Report End Date	Organization Name	Project Name	Project Type	0 days Number of Project Start Records	1-3 Days Number of Project Start Records	4-6 Days Number of Project Start Records	7-10 Days Numb of Project Start Recon
8060743	8060737	106595	ESG: Columbus - OH	1/1/2022	12/31/2022	Community Shelter Board	Faith on 8th	Emergency Shelter	243	253	0	0
8060623	8060617	106595	ESG: Columbus - OH	1/1/2022	12/31/2022	Community Shelter Board	Homeless Families Foundation RRH	PH - Rapid Re-Housing	96	1	0	0
8060783	8060777	106595	ESG: Columbus - OH	1/1/2022	12/31/2022	Community Shelter Board	LSS Men's on Grant	Emergency Shelter	328	225	0	0
8060703	8060697	106595	ESG: Columbus - OH	1/1/2022	12/31/2022	Community Shelter Board	Southeast - Friends of the Homeless	Emergency Shelter	1021	154	2	2
8060663	8060657	106595	ESG: Columbus - OH	1/1/2022	12/31/2022	Community Shelter Board	The Salvation Army	PH - Rapid Re-Housing	28	19	8	0
8060823	8060817	106595	ESG: Columbus - OH	1/1/2022	12/31/2022	Community Shelter Board	Women's on Grant	Emergency Shelter	151	85	0	0

Q06f: Data Quality: Inactive Records: Street Outreach & Emergency Shelter

Data Element	# of Records	# of Inactive Records	% of Inactive Records
Contact (Adults and Heads of Household in Street Outreach or ES - NBN)	0	0	0
Bed Night (All Clients in ES - NBN)	0	0	0

Numbers in green *italics* have been recalculated or weighted based on available totals.

Q06f. Data Quality: Inactive Records: Street Outreach & Emergency Shelter

Row ID	Project Info Row ID	Entity ID	Entity Name	Report Start Date	Report End Date	Organization Name	Project Name	Project Type	Contact (Adults and Heads of Household in Street Outreach or ES - NBN) # of Records	Bed Night (All Clients in ES - NBN) # of Records	Contact (Adults and Heads of Household in Street Outreach or ES - NBN) # of Inactive Records	
8060744	8060737	106595	ESG: Columbus - OH	1/1/2022	12/31/2022	Community Shelter Board	Faith on 8th	Emergency Shelter	0	0	0	
8060624	8060617	106595	ESG: Columbus - OH	1/1/2022	12/31/2022	Community Shelter Board	Homeless Families Foundation RRH	PH - Rapid Re-Housing	0	0	0	
8060784	8060777	106595	ESG: Columbus - OH	1/1/2022	12/31/2022	Community Shelter Board	LSS Men's on Grant	Emergency Shelter	0	0	0	
8060704	8060697	106595	ESG: Columbus - OH	1/1/2022	12/31/2022	Community Shelter Board	Southeast - Friends of the Homeless	Emergency Shelter	0	0	0	
8060664	8060657	106595	ESG: Columbus - OH	1/1/2022	12/31/2022	Community Shelter Board	The Salvation Army	PH - Rapid Re-Housing	0	0	0	
8060824	8060817	106595	ESG: Columbus - OH	1/1/2022	12/31/2022	Community Shelter Board	Women's on Grant	Emergency Shelter	0	0	0	

Numbers in green *italics* have been recalculated or weighted based on available totals.

Q07a: Number of Persons Served

	Total	Without Children	With Children and Adults	With Only Children	Unknown Household Type
Adults	2770	2689	81	0	0
Children	136	0	136	0	0
Client Doesn't Know/ Client Refused	0	0	0	0	0
Data Not Collected	0	0	0	0	0
Total	2906	2689	217	0	0
For PSH & RRH – the total persons served who moved into housing	103	0	103	0	0

Q07a: Number of Persons Served

Row ID	Project Info Row ID	Entity ID	Entity Name	Report Start Date	Report End Date	Organization Name	Project Name	Project Type	Adults Total	Children Total	Client Doesn't Know/Client Refused Total	Data Not Collected Total
8060745	8060737	106595	ESG: Columbus - OH	1/1/2022	12/31/2022	Community Shelter Board	Faith on 8th	Emergency Shelter	550	0	0	0
8060625	8060617	106595	ESG: Columbus - OH	1/1/2022	12/31/2022	Community Shelter Board	Homeless Families Foundation RPH	PH - Rapid Re-Housing	50	86	0	0
8060785	8060777	106595	ESG: Columbus - OH	1/1/2022	12/31/2022	Community Shelter Board	LSS Men's on Grant	Emergency Shelter	625	0	0	0
8060705	8060697	106595	ESG: Columbus - OH	1/1/2022	12/31/2022	Community Shelter Board	Southeast - Friends of the Homeless	Emergency Shelter	1249	0	0	0
8060665	8060657	106595	ESG: Columbus - OH	1/1/2022	12/31/2022	Community Shelter Board	The Salvation Army	PH - Rapid Re-Housing	31	50	0	0
8060825	8060817	106595	ESG: Columbus - OH	1/1/2022	12/31/2022	Community Shelter Board	Women's on Grant	Emergency Shelter	265	0	0	0

Q07b: Point-in-Time Count of Persons on the Last Wednesday

	Total	Without Children	With Children and Adults	With Only Children	Unknown Household Type
January	379	367	12	0	0
April	373	359	14	0	0
July	388	366	22	0	0
October	437	405	32	0	0

Q07b: Point-in-Time Count of Persons on the Last Wednesday

Row ID	Project Info Row ID	Entity ID	Entity Name	Report Start Date	Report End Date	Organization Name	Project Name	Project Type	January Total	April Total	July Total	October Total	November Total
8060746	8060737	106595	ESG: Columbus - OH	1/1/2022	12/31/2022	Community Shelter Board	Faith on 8th	Emergency Shelter	81	81	88	95	81
8060626	8060617	106595	ESG: Columbus - OH	1/1/2022	12/31/2022	Community Shelter Board	Homeless Families Foundation RRH	PH - Rapid Re-Housing	7	14	19	20	7
8060786	8060777	106595	ESG: Columbus - OH	1/1/2022	12/31/2022	Community Shelter Board	LSS Men's on Grant	Emergency Shelter	94	92	91	108	94
8060706	8060697	106595	ESG: Columbus - OH	1/1/2022	12/31/2022	Community Shelter Board	Southeast - Friends of the Homeless	Emergency Shelter	155	148	149	160	155
8060666	8060657	106595	ESG: Columbus - OH	1/1/2022	12/31/2022	Community Shelter Board	The Salvation Army	PH - Rapid Re-Housing	5	0	3	12	5
8060826	8060817	106595	ESG: Columbus - OH	1/1/2022	12/31/2022	Community Shelter Board	Women's on Grant	Emergency Shelter	37	38	38	42	37

Q08a: Households Served

	Total	Without Children	With Children and Adults	With Only Children	Unknown Household Type
Total Households	2743	2689	54	0	0
For PSH & RRH – the total households served who moved into housing	24	0	24	0	0

Q08a: Households Served

Row ID	Project Info Row ID	Entity ID	Entity Name	Report Start Date	Report End Date	Organization Name	Project Name	Project Type	Total Households Total	For PSH & RRH – the total households served who moved into housing Total	Total Household Without Children
8060747	8060737	106595	ESG: Columbus - OH	1/1/2022	12/31/2022	Community Shelter Board	Faith on 8th	Emergency Shelter	550	0	550
8060627	8060617	106595	ESG: Columbus - OH	1/1/2022	12/31/2022	Community Shelter Board	Homeless Families Foundation RRH	PH - Rapid Re-Housing	33	13	0
8060787	8060777	106595	ESG: Columbus - OH	1/1/2022	12/31/2022	Community Shelter Board	LSS Men's on Grant	Emergency Shelter	625	0	625
8060707	8060697	106595	ESG: Columbus - OH	1/1/2022	12/31/2022	Community Shelter Board	Southeast - Friends of the Homeless	Emergency Shelter	1249	0	1249
8060667	8060657	106595	ESG: Columbus - OH	1/1/2022	12/31/2022	Community Shelter Board	The Salvation Army	PH - Rapid Re-Housing	21	11	0
8060827	8060817	106595	ESG: Columbus - OH	1/1/2022	12/31/2022	Community Shelter Board	Women's on Grant	Emergency Shelter	265	0	265

**Q08b: Point-in-Time Count of Households on the Last Wednesday**

	Total	Without Children	With Children and Adults	With Only Children	Unknown Household Type
January	370	367	3	0	0
April	362	359	3	0	0
July	372	366	6	0	0
October	412	405	7	0	0

**Q08b: Point-in-Time Count of Households on the Last Wednesday**

Row ID	Project Info Row ID	Entity ID	Entity Name	Report Start Date	Report End Date	Organization Name	Project Name	Project Type	January Total	April Total	July Total	October Total	
8060748	8060737	106595	ESG: Columbus - OH	1/1/2022	12/31/2022	Community Shelter Board	Faith on 8th	Emergency Shelter	81	81	88	95	8
8060628	8060617	106595	ESG: Columbus - OH	1/1/2022	12/31/2022	Community Shelter Board	Homeless Families Foundation RPH	PH - Rapid Re-Housing	1	3	5	5	0
8060788	8060777	106595	ESG: Columbus - OH	1/1/2022	12/31/2022	Community Shelter Board	LSS Men's on Grant	Emergency Shelter	94	92	91	108	9
8060708	8060697	106595	ESG: Columbus - OH	1/1/2022	12/31/2022	Community Shelter Board	Southeast - Friends of the Homeless	Emergency Shelter	155	148	149	160	1
8060668	8060657	106595	ESG: Columbus - OH	1/1/2022	12/31/2022	Community Shelter Board	The Salvation Army	PH - Rapid Re-Housing	2	0	1	2	0
8060828	8060817	106595	ESG: Columbus - OH	1/1/2022	12/31/2022	Community Shelter Board	Women's on Grant	Emergency Shelter	37	38	38	42	0

**Q09a: Number of Persons Contacted**

Number of Persons Contacted	All Persons Contacted	First contact - NOT staying on the Streets, ES, or SH	First contact - WAS staying on Streets, ES, or SH	First contact - Worker unable to determine
Once	0	0	0	0
2-5 Times	0	0	0	0
6-9 Times	0	0	0	0
10+ Times	0	0	0	0
Total Persons Contacted	0	0	0	0

**Q09a: Number of Persons Contacted**

Row ID	Project Info Row ID	Entity ID	Entity Name	Report Start Date	Report End Date	Organization Name	Project Name	Project Type	Once All Persons Contacted	2-5 Times All Persons Contacted	6-9 Times All Persons Contacted
8060749	8060737	106595	ESG: Columbus -OH	1/1/2022	12/31/2022	Community Shelter Board	Faith on 8th	Emergency Shelter	0	0	0
8060629	8060617	106595	ESG: Columbus -OH	1/1/2022	12/31/2022	Community Shelter Board	Homeless Families Foundation RRH	PH - Rapid Re-Housing	0	0	0
8060789	8060777	106595	ESG: Columbus -OH	1/1/2022	12/31/2022	Community Shelter Board	LSS Men's on Grant	Emergency Shelter	0	0	0
8060709	8060697	106595	ESG: Columbus -OH	1/1/2022	12/31/2022	Community Shelter Board	Southeast - Friends of the Homeless	Emergency Shelter	0	0	0
8060669	8060657	106595	ESG: Columbus -OH	1/1/2022	12/31/2022	Community Shelter Board	The Salvation Army	PH - Rapid Re-Housing	0	0	0
8060829	8060817	106595	ESG: Columbus -OH	1/1/2022	12/31/2022	Community Shelter Board	Women's on Grant	Emergency Shelter	0	0	0

**Q09b: Number of Persons Engaged**

Number of Persons Engaged	All Persons Contacted	First contact – NOT staying on the Streets, ES, or SH	First contact – WAS staying on Streets, ES, or SH	First contact – Worker unable to determine
Once	0	0	0	0
2-5 Contacts	0	0	0	0
6-9 Contacts	0	0	0	0
10+ Contacts	0	0	0	0
Total Persons Engaged	0	0	0	0
Rate of Engagement	0	0	0	0

Numbers in green *italics* have been recalculated or weighted based on available totals.

**Q09b: Number of Persons Engaged**

Row ID	Project Info Row ID	Entity ID	Entity Name	Report Start Date	Report End Date	Organization Name	Project Name	Project Type	Once All Persons Contacted	2-5 Contacts All Persons Contacted	6-9 Contacts All Persons Contacted
8060750	8060737	106595	ESG: Columbus - OH	1/1/2022	12/31/2022	Community Shelter Board	Faith on 8th	Emergency Shelter	0	0	0
8060630	8060617	106595	ESG: Columbus - OH	1/1/2022	12/31/2022	Community Shelter Board	Homeless Families Foundation RRH	PH - Rapid Re-Housing	0	0	0
8060790	8060777	106595	ESG: Columbus - OH	1/1/2022	12/31/2022	Community Shelter Board	LSS Men's on Grant	Emergency Shelter	0	0	0
8060710	8060697	106595	ESG: Columbus - OH	1/1/2022	12/31/2022	Community Shelter Board	Southeast - Friends of the Homeless	Emergency Shelter	0	0	0
8060670	8060657	106595	ESG: Columbus - OH	1/1/2022	12/31/2022	Community Shelter Board	The Salvation Army	PH - Rapid Re-Housing	0	0	0
8060830	8060817	106595	ESG: Columbus - OH	1/1/2022	12/31/2022	Community Shelter Board	Women's on Grant	Emergency Shelter	0	0	0

Numbers in green *italics* have been recalculated or weighted based on available totals.

**Q10a: Gender of Adults**

	Total	Without Children	With Children and Adults	Unknown Household Type
Male	2436	2406	30	0
Female	311	260	51	0
No Single Gender	6	6	0	0
Questioning	2	2	0	0
Transgender	14	14	0	0
Client Doesn't Know/Client Refused	0	0	0	0
Data Not Collected	1	1	0	0
Total	2770	2689	81	0
Trans Female (MTF or Male to Female) ♂				
Trans Male (FTM or Female to Male) ♀				

Effective 10/1/2021, this table contains a consolidated Transgender row which includes the sum of data from the previously separate Transgender rows, tagged with ♂.

Q10a: Gender of Adults

Row ID	Project Info Row ID	Entity ID	Entity Name	Report Start Date	Report End Date	Organization Name	Project Name	Project Type	Male Total	Female Total	No Single Gender Total	Questionin Total
8060751	8060737	106595	ESG: Columbus -OH	1/1/2022	12/31/2022	Community Shelter Board	Faith on 8th	Emergency Shelter	547	0	1	0
8060631	8060617	106595	ESG: Columbus -OH	1/1/2022	12/31/2022	Community Shelter Board	Homeless Families Foundation RRH	PH - Rapid Re-Housing	21	29	0	0
8060791	8060777	106595	ESG: Columbus -OH	1/1/2022	12/31/2022	Community Shelter Board	LSS Men's on Grant	Emergency Shelter	621	0	1	1
8060711	8060697	106595	ESG: Columbus -OH	1/1/2022	12/31/2022	Community Shelter Board	Southeast - Friends of the Homeless	Emergency Shelter	1238	2	2	1
8060671	8060657	106595	ESG: Columbus -OH	1/1/2022	12/31/2022	Community Shelter Board	The Salvation Army	PH - Rapid Re-Housing	9	22	0	0
8060831	8060817	106595	ESG: Columbus -OH	1/1/2022	12/31/2022	Community Shelter Board	Women's on Grant	Emergency Shelter	0	258	2	0

Effective 10/1/2021, this table contains a consolidated Transgender row which includes the sum of data from the previously separate Transgender rows, tagged with Ⓔ.

Q10b: Gender of Children

	Total	With Children and Adults	With Only Children	Unknown Household Type
Male	65	65	0	0
Female	71	71	0	0
No Single Gender	0	0	0	0
Questioning	0	0	0	0
Transgender	0	0	0	0
Client Doesn't Know/Client Refused	0	0	0	0
Data Not Collected	0	0	0	0
Total	136	136	0	0
Trans Female (MTF or Male to Female) Ⓔ				
Trans Male (FTM or Female to Male) Ⓔ				

Effective 10/1/2021, this table contains a consolidated Transgender row which includes the sum of data from the previously separate Transgender rows, tagged with Ⓔ.



Q10b: Gender of Children

Row ID	Project Info Row ID	Entity ID	Entity Name	Report Start Date	Report End Date	Organization Name	Project Name	Project Type	Male Total	Female Total	No Single Gender Total	Questioning Total
8060752	8060737	106595	ESG: Columbus -OH	1/1/2022	12/31/2022	Community Shelter Board	Faith on 8th	Emergency Shelter	0	0	0	0
8060632	8060617	106595	ESG: Columbus -OH	1/1/2022	12/31/2022	Community Shelter Board	Homeless Families Foundation RRH	PH - Rapid Re-Housing	39	47	0	0
8060792	8060777	106595	ESG: Columbus -OH	1/1/2022	12/31/2022	Community Shelter Board	LSS Men's on Grant	Emergency Shelter	0	0	0	0
8060712	8060697	106595	ESG: Columbus -OH	1/1/2022	12/31/2022	Community Shelter Board	Southeast - Friends of the Homeless	Emergency Shelter	0	0	0	0
8060672	8060657	106595	ESG: Columbus -OH	1/1/2022	12/31/2022	Community Shelter Board	The Salvation Army	PH - Rapid Re-Housing	26	24	0	0
8060832	8060817	106595	ESG: Columbus -OH	1/1/2022	12/31/2022	Community Shelter Board	Women's on Grant	Emergency Shelter	0	0	0	0

Effective 10/1/2021, this table contains a consolidated Transgender row which includes the sum of data from the previously separate Transgender rows, tagged with G.

Q10c: Gender of Persons Missing Age Information

	Total	Without Children	With Children and Adults	With Only Children	Unknown Household Type
Male	0	0	0	0	0
Female	0	0	0	0	0
No Single Gender	0	0	0	0	0
Questioning	0	0	0	0	0
Transgender	0	0	0	0	0
Client Doesn't Know/Client Refused	0	0	0	0	0
Data Not Collected	0	0	0	0	0
Total	0	0	0	0	0

Trans Female (MTF or Male to Female) G

Trans Male (FTM or Female to Male) G

Effective 10/1/2021, this table contains a consolidated Transgender row which includes the sum of data from the previously separate Transgender rows, tagged with G.

Q10c: Gender of Persons Missing Age Information

Row ID	Project Info Row ID	Entity ID	Entity Name	Report Start Date	Report End Date	Organization Name	Project Name	Project Type	Male Total	Female Total	No Single Gender Total	Questioning Total
8060753	8060737	106595	ESG: Columbus - OH	1/1/2022	12/31/2022	Community Shelter Board	Faith on 8th	Emergency Shelter	0	0	0	0
8060633	8060617	106595	ESG: Columbus - OH	1/1/2022	12/31/2022	Community Shelter Board	Homeless Families Foundation RPH	PH - Rapid Re-Housing	0	0	0	0
8060793	8060777	106595	ESG: Columbus - OH	1/1/2022	12/31/2022	Community Shelter Board	LSS Men's on Grant	Emergency Shelter	0	0	0	0
8060713	8060697	106595	ESG: Columbus - OH	1/1/2022	12/31/2022	Community Shelter Board	Southeast - Friends of the Homeless	Emergency Shelter	0	0	0	0
8060673	8060657	106595	ESG: Columbus - OH	1/1/2022	12/31/2022	Community Shelter Board	The Salvation Army	PH - Rapid Re-Housing	0	0	0	0
8060833	8060817	106595	ESG: Columbus - OH	1/1/2022	12/31/2022	Community Shelter Board	Women's on Grant	Emergency Shelter	0	0	0	0

Effective 10/1/2021, this table contains a consolidated Transgender row which includes the sum of data from the previously separate Transgender rows, tagged with ☺.

Q10d: Gender by Age Ranges

	Total	Under Age 18	Age 18-24	Age 25-61	Age 62 and over	Client Doesn't Know/ Client Refused	Data Not Collected
Male	2501	65	111	2077	248	0	0
Female	382	71	4	268	39	0	0
No Single Gender	6	0	1	5	0	0	0
Questioning	2	0		2	0	0	0
Transgender	14	0	3	11	0	0	0
Client Doesn't Know/Client Refused	0	0	0	0	0	0	0
Data Not Collected	1	0	0	1	0	0	0
<b>Total</b>	<b>2906</b>	<b>136</b>	<b>119</b>	<b>2364</b>	<b>287</b>	<b>0</b>	<b>0</b>
Trans Female (MTF or Male to Female) ☺							
Trans Male (FTM or Female to Male) ☺							

Effective 10/1/2021, this table contains a consolidated Transgender row which includes the sum of data from the previously separate Transgender rows, tagged with ☺.

Q10d: Gender by Age Ranges

Row ID	Project Info Row ID	Entity ID	Entity Name	Report Start Date	Report End Date	Organization Name	Project Name	Project Type	Male Total	Female Total	No Single Gender Total	Questionin Total
8060754	8060737	106595	ESG: Columbus - OH	1/1/2022	12/31/2022	Community Shelter Board	Faith on 8th	Emergency Shelter	547	0	1	0
8060634	8060617	106595	ESG: Columbus - OH	1/1/2022	12/31/2022	Community Shelter Board	Homeless Families Foundation RRH	PH - Rapid Re-Housing	60	76	0	0
8060794	8060777	106595	ESG: Columbus - OH	1/1/2022	12/31/2022	Community Shelter Board	LSS Men's on Grant	Emergency Shelter	621	0	1	1
8060714	8060697	106595	ESG: Columbus - OH	1/1/2022	12/31/2022	Community Shelter Board	Southeast - Friends of the Homeless	Emergency Shelter	1238	2	2	1
8060674	8060657	106595	ESG: Columbus - OH	1/1/2022	12/31/2022	Community Shelter Board	The Salvation Army	PH - Rapid Re-Housing	35	46	0	0
8060834	8060817	106595	ESG: Columbus - OH	1/1/2022	12/31/2022	Community Shelter Board	Women's on Grant	Emergency Shelter	0	258	2	0

Effective 10/1/2021, this table contains a consolidated Transgender row which includes the sum of data from the previously separate Transgender rows, tagged with 6.

Q11: Age

	Total	Without Children	With Children and Adults	With Only Children	Unknown Household Type
Under 5	34	0	34	0	0
5 - 12	68	0	68	0	0
13 - 17	34	0	34	0	0
18 - 24	119	117	2	0	0
25 - 34	647	613	34	0	0
35 - 44	667	635	32	0	0
45 - 54	613	601	12	0	0
55 - 61	437	437	0	0	0
62+	287	286	1	0	0
Client Doesn't Know/Client Refused	0	0	0	0	0
Data Not Collected	0	0	0	0	0
<b>Total</b>	<b>2906</b>	<b>2689</b>	<b>217</b>	<b>0</b>	<b>0</b>

Q11: Age

Row ID	Project Info Row ID	Entity ID	Entity Name	Report Start Date	Report End Date	Organization Name	Project Name	Project Type	Under 5 Total	5-12 Total	13-17 Total	18-24 Total	25-34 Total
8060755	8060737	106595	ESG: Columbus - OH	1/1/2022	12/31/2022	Community Shelter Board	Faith on 8th	Emergency Shelter	0	0	0	27	107
8060635	8060617	106595	ESG: Columbus - OH	1/1/2022	12/31/2022	Community Shelter Board	Homeless Families Foundation RRH	PH - Rapid Re-Housing	18	41	27	2	17
8060795	8060777	106595	ESG: Columbus - OH	1/1/2022	12/31/2022	Community Shelter Board	LSS Men's on Grant	Emergency Shelter	0	0	0	21	133
8060715	8060697	106595	ESG: Columbus - OH	1/1/2022	12/31/2022	Community Shelter Board	Southeast - Friends of the Homeless	Emergency Shelter	0	0	0	65	323
8060675	8060657	106595	ESG: Columbus - OH	1/1/2022	12/31/2022	Community Shelter Board	The Salvation Army	PH - Rapid Re-Housing	16	27	7	0	17
8060835	8060817	106595	ESG: Columbus - OH	1/1/2022	12/31/2022	Community Shelter Board	Women's on Grant	Emergency Shelter	0	0	0	4	50

Q12a: Race

	Total	Without Children	With Children and Adults	With Only Children	Unknown Household Type
White	765	731	34	0	0
Black, African American, or African	1891	1728	163	0	0
Asian or Asian American	14	14	0	0	0
American Indian, Alaska Native, or Indigenous	15	13	2	0	0
Native Hawaiian or Pacific Islander	9	9	0	0	0
Multiple Races	187	169	18	0	0
Client Doesn't Know/Client Refused	19	19	0	0	0
Data Not Collected	6	6	0	0	0
<b>Total</b>	<b>2906</b>	<b>2689</b>	<b>217</b>	<b>0</b>	<b>0</b>

Q12a: Race

Row ID	Project Info Row ID	Entity ID	Entity Name	Report Start Date	Report End Date	Organization Name	Project Name	Project Type	White Total	Black, African American, or African Total	Asian or Asian American Total	Amer India Alask Nativ Indig Total
8060756	8060737	106595	ESG: Columbus - OH	1/1/2022	12/31/2022	Community Shelter Board	Faith on 8th	Emergency Shelter	126	386	3	2
8060636	8060617	106595	ESG: Columbus - OH	1/1/2022	12/31/2022	Community Shelter Board	Homeless Families Foundation RRFH	PH - Rapid Re-Housing	20	105	0	0
8060796	8060777	106595	ESG: Columbus - OH	1/1/2022	12/31/2022	Community Shelter Board	LSS Men's on Grant	Emergency Shelter	196	369	4	0
8060716	8060697	106595	ESG: Columbus - OH	1/1/2022	12/31/2022	Community Shelter Board	Southeast - Friends of the Homeless	Emergency Shelter	319	828	6	9
8060676	8060657	106595	ESG: Columbus - OH	1/1/2022	12/31/2022	Community Shelter Board	The Salvation Army	PH - Rapid Re-Housing	14	58	0	2
8060836	8060817	106595	ESG: Columbus - OH	1/1/2022	12/31/2022	Community Shelter Board	Women's on Grant	Emergency Shelter	90	145	1	2

Q12b: Ethnicity

	Total	Without Children	With Children and Adults	With Only Children	Unknown Household Type
Non-Hispanic/Non-Latin(a)(o)(x)	2771	2564	207	0	0
Hispanic/Latin(a)(o)(x)	123	113	10	0	0
Client Doesn't Know/Client Refused	8	8	0	0	0
Data Not Collected	4	4	0	0	0
Total	2906	2689	217	0	0

Q12b: Ethnicity

Row ID	Project Info Row ID	Entity ID	Entity Name	Report Start Date	Report End Date	Organization Name	Project Name	Project Type	Non-Hispanic/Non-Latin(a)(o)(x) Total	Hispanic/Latin(a)(o)(x) Total	Cl Do Kn Re To
8060757	8060737	106595	ESG: Columbus - OH	1/1/2022	12/31/2022	Community Shelter Board	Faith on 8th	Emergency Shelter	522	25	2
8060637	8060617	106595	ESG: Columbus - OH	1/1/2022	12/31/2022	Community Shelter Board	Homeless Families Foundation RRH	PH - Rapid Re-Housing	136	0	0
8060797	8060777	106595	ESG: Columbus - OH	1/1/2022	12/31/2022	Community Shelter Board	LSS Men's on Grant	Emergency Shelter	592	32	0
8060717	8060697	106595	ESG: Columbus - OH	1/1/2022	12/31/2022	Community Shelter Board	Southeast - Friends of the Homeless	Emergency Shelter	1195	46	6
8060677	8060657	106595	ESG: Columbus - OH	1/1/2022	12/31/2022	Community Shelter Board	The Salvation Army	PH - Rapid Re-Housing	71	10	0
8060837	8060817	106595	ESG: Columbus - OH	1/1/2022	12/31/2022	Community Shelter Board	Women's on Grant	Emergency Shelter	255	10	0

Q13a1: Physical and Mental Health Conditions at Entry

	Total Persons	Without Children	Adults in HH with Children & Adults	Children in HH with Children & Adults	With Children and Adults &	With Only Children	Unknown Household Type
Mental Health Disorder	947	924	14	9		0	0
Alcohol Use Disorder	87	87	0	0		0	0
Drug Use Disorder	171	171	0	0		0	0
Both Alcohol Use and Drug Use Disorders	126	126	0	0		0	0
Chronic Health Condition	986	974	9	3		0	0
HIV/AIDS	60	60	0	0		0	0
Developmental Disability	104	90	3	11		0	0
Physical Disability	554	545	9	0		0	0

⚠ The "With Children and Adults" column is retired as of 10/1/2019 and replaced with the columns "Adults in HH with Children & Adults" and "Children in HH with Children & Adults".

Q13a1: Physical and Mental Health Conditions at Entry

Row ID	Project Info Row ID	Entity ID	Entity Name	Report Start Date	Report End Date	Organization Name	Project Name	Project Type	Mental Health Disorder Total Persons	Alcohol Use Disorder Total Persons	Drug Use Disorder Total Persons	Both Alcohol Use a Drug Disor Total Perc
8060758	8060737	106595	ESG: Columbus -OH	1/1/2022	12/31/2022	Community Shelter Board	Faith on 8th	Emergency Shelter	159	12	42	29
8060638	8060617	106595	ESG: Columbus -OH	1/1/2022	12/31/2022	Community Shelter Board	Homeless Families Foundation RPH	PH - Rapid Re-Housing	17			
8060798	8060777	106595	ESG: Columbus -OH	1/1/2022	12/31/2022	Community Shelter Board	LSS Men's on Grant	Emergency Shelter	203	26	45	35
8060718	8060697	106595	ESG: Columbus -OH	1/1/2022	12/31/2022	Community Shelter Board	Southeast - Friends of the Homeless	Emergency Shelter	420	40	56	52
8060678	8060657	106595	ESG: Columbus -OH	1/1/2022	12/31/2022	Community Shelter Board	The Salvation Army	PH - Rapid Re-Housing	6			
8060838	8060817	106595	ESG: Columbus -OH	1/1/2022	12/31/2022	Community Shelter Board	Women's on Grant	Emergency Shelter	142	9	28	10

⌚ The "With Children and Adults" column is retired as of 10/1/2019 and replaced with the columns "Adults in HH with Children & Adults" and "Children in HH with Children & Adults".

Q13b1: Physical and Mental Health Conditions at Exit

	Total Persons	Without Children	Adults in HH with Children & Adults	Children in HH with Children & Adults	With Children and Adults ⌚	With Only Children	Unknown Household Type
Mental Health Disorder	850	836	9	5		0	0
Alcohol Use Disorder	87	87	0	0		0	0
Drug Use Disorder	164	164	0	0		0	0
Both Alcohol Use and Drug Use Disorders	127	127	0	0		0	0
Chronic Health Condition	857	849	6	2		0	0
HIV/AIDS	60	60	0	0		0	0
Developmental Disability	90	83	1	6		0	0
Physical Disability	466	461	5	0		0	0

⌚ The "With Children and Adults" column is retired as of 10/1/2019 and replaced with the columns "Adults in HH with Children & Adults" and "Children in HH with Children & Adults".

Q13b1: Physical and Mental Health Conditions at Exit

Row ID	Project Info Row ID	Entity ID	Entity Name	Report Start Date	Report End Date	Organization Name	Project Name	Project Type	Mental Health Disorder Total Persons	Alcohol Use Disorder Total Persons	Drug Use Disorder Total Persons	Both Alcohol Use a Drug Disor Total Perc
8060759	8060737	106595	ESG: Columbus -OH	1/1/2022	12/31/2022	Community Shelter Board	Faith on 8th	Emergency Shelter	137	16	40	26
8060639	8060617	106595	ESG: Columbus -OH	1/1/2022	12/31/2022	Community Shelter Board	Homeless Families Foundation RRH	PH - Rapid Re-Housing	10			
8060799	8060777	106595	ESG: Columbus -OH	1/1/2022	12/31/2022	Community Shelter Board	LSS Men's on Grant	Emergency Shelter	188	23	44	39
8060719	8060697	106595	ESG: Columbus -OH	1/1/2022	12/31/2022	Community Shelter Board	Southeast - Friends of the Homeless	Emergency Shelter	381	37	54	49
8060679	8060657	106595	ESG: Columbus -OH	1/1/2022	12/31/2022	Community Shelter Board	The Salvation Army	PH - Rapid Re-Housing	4			
8060839	8060817	106595	ESG: Columbus -OH	1/1/2022	12/31/2022	Community Shelter Board	Women's on Grant	Emergency Shelter	130	11	26	13

⌚ The "With Children and Adults" column is retired as of 10/1/2019 and replaced with the columns "Adults in HH with Children & Adults" and "Children in HH with Children & Adults".

Q13c1: Physical and Mental Health Conditions for Stayers

	Total Persons	Without Children	Adults in HH with Children & Adults	Children in HH with Children & Adults	With Children and Adults ⌚	With Only Children	Unknown Household Type
Mental Health Disorder	136	127	5	4		0	0
Alcohol Use Disorder	7	7	0	0		0	0
Drug Use Disorder	22	22	0	0		0	0
Both Alcohol Use and Drug Use Disorders	10	10	0	0		0	0
Chronic Health Condition	148	144	3	1		0	0
HIV/AIDS	3	3	0	0		0	0
Developmental Disability	16	9	2	5		0	0
Physical Disability	99	94	5	0		0	0

⌚ The "With Children and Adults" column is retired as of 10/1/2019 and replaced with the columns "Adults in HH with Children & Adults" and "Children in HH with Children & Adults".



Q13c1: Physical and Mental Health Conditions for Stayers

Row ID	Project Info Row ID	Entity ID	Entity Name	Report Start Date	Report End Date	Organization Name	Project Name	Project Type	Mental Health Disorder Total Persons	Alcohol Use Disorder Total Persons	Drug Use Disorder Total Persons	Both Alcohol Use & Drug Disorder Total Perc
8060760	8060737	106595	ESG: Columbus - OH	1/1/2022	12/31/2022	Community Shelter Board	Faith on 8th	Emergency Shelter	30		7	4
8060640	8060617	106595	ESG: Columbus - OH	1/1/2022	12/31/2022	Community Shelter Board	Homeless Families Foundation RPH	PH - Rapid Re-Housing	7			
8060800	8060777	106595	ESG: Columbus - OH	1/1/2022	12/31/2022	Community Shelter Board	LSS Men's on Grant	Emergency Shelter	33	4	6	3
8060720	8060697	106595	ESG: Columbus - OH	1/1/2022	12/31/2022	Community Shelter Board	Southeast - Friends of the Homeless	Emergency Shelter	39	3	2	3
8060680	8060657	106595	ESG: Columbus - OH	1/1/2022	12/31/2022	Community Shelter Board	The Salvation Army	PH - Rapid Re-Housing	2			
8060840	8060817	106595	ESG: Columbus - OH	1/1/2022	12/31/2022	Community Shelter Board	Women's on Grant	Emergency Shelter	25		7	

U. The "With Children and Adults" column is retired as of 10/1/2019 and replaced with the columns "Adults in HH with Children & Adults" and "Children in HH with Children & Adults".

Q14a: Domestic Violence History

	Total	Without Children	With Children and Adults	With Only Children	Unknown Household Type
Yes	195	179	16	0	0
No	2398	2333	65	0	0
Client Doesn't Know/Client Refused	2	2	0	0	0
Data Not Collected	175	175	0	0	0
Total	2770	2689	81	0	0

Q14a: Domestic Violence History

Row ID	Project Info Row ID	Entity ID	Entity Name	Report Start Date	Report End Date	Organization Name	Project Name	Project Type	Yes Total	No Total	Client Doesn't Know/Client Refused Total	Data No Collecte Total
8060761	8060737	106595	ESG: Columbus - OH	1/1/2022	12/31/2022	Community Shelter Board	Faith on 8th	Emergency Shelter	22	453	1	74
8060641	8060617	106595	ESG: Columbus - OH	1/1/2022	12/31/2022	Community Shelter Board	Homeless Families Foundation RPH	PH - Rapid Re-Housing	4	46	0	0
8060801	8060777	106595	ESG: Columbus - OH	1/1/2022	12/31/2022	Community Shelter Board	LSS Men's on Grant	Emergency Shelter	18	544	0	63
8060721	8060697	106595	ESG: Columbus - OH	1/1/2022	12/31/2022	Community Shelter Board	Southeast - Friends of the Homeless	Emergency Shelter	77	1153	0	19
8060681	8060657	106595	ESG: Columbus - OH	1/1/2022	12/31/2022	Community Shelter Board	The Salvation Army	PH - Rapid Re-Housing	12	19	0	0
8060841	8060817	106595	ESG: Columbus - OH	1/1/2022	12/31/2022	Community Shelter Board	Women's on Grant	Emergency Shelter	62	183	1	19

Q14b: Persons Fleeing Domestic Violence

	Total	Without Children	With Children and Adults	With Only Children	Unknown Household Type
Yes	92	87	5	0	0
No	97	86	11	0	0
Client Doesn't Know/Client Refused	0	0	0	0	0
Data Not Collected	6	6	0	0	0
Total	195	179	16	0	0

Q14b: Persons Fleeing Domestic Violence

Row ID	Project Info Row ID	Entity ID	Entity Name	Report Start Date	Report End Date	Organization Name	Project Name	Project Type	Yes Total	No Total	Client Doesn't Know/Client Refused Total	Data No Collecte Total
8060762	8060737	106595	ESG: Columbus - OH	1/1/2022	12/31/2022	Community Shelter Board	Faith on 8th	Emergency Shelter	8	9	0	5
8060642	8060617	106595	ESG: Columbus - OH	1/1/2022	12/31/2022	Community Shelter Board	Homeless Families Foundation RPH	PH - Rapid Re-Housing	1	3	0	0
8060802	8060777	106595	ESG: Columbus - OH	1/1/2022	12/31/2022	Community Shelter Board	LSS Men's on Grant	Emergency Shelter	8	10	0	0
8060722	8060697	106595	ESG: Columbus - OH	1/1/2022	12/31/2022	Community Shelter Board	Southeast - Friends of the Homeless	Emergency Shelter	26	51	0	0
8060682	8060657	106595	ESG: Columbus - OH	1/1/2022	12/31/2022	Community Shelter Board	The Salvation Army	PH - Rapid Re-Housing	4	8	0	0
8060842	8060817	106595	ESG: Columbus - OH	1/1/2022	12/31/2022	Community Shelter Board	Women's on Grant	Emergency Shelter	45	16	0	1

Q15: Living Situation

	Total	Without Children	With Children and Adults	With Only Children	Unknown Household Type
<b>Homeless Situations</b>					
Emergency shelter, including hotel or motel paid for with emergency shelter voucher	479	405	74	0	0
Transitional housing for homeless persons (including homeless youth)	4	4	0	0	0
Place not meant for habitation	1177	1175	2	0	0
Safe Haven	9	9	0	0	0
Host Home (non-crisis)	1	1	0	0	0
Interim Housing <sup>Ⓒ</sup>					
<b>Subtotal</b>	<b>1670</b>	<b>1594</b>	<b>76</b>	<b>0</b>	<b>0</b>
<b>Institutional Settings</b>					
Psychiatric hospital or other psychiatric facility	66	66	0	0	0
Substance abuse treatment facility or detox center	33	33	0	0	0
Hospital or other residential non-psychiatric medical facility	125	124	1	0	0
Jail, prison or juvenile detention facility	33	33	0	0	0
Foster care home or foster care group home	0	0	0	0	0
Long-term care facility or nursing home	5	5	0	0	0
Residential project or halfway house with no homeless criteria	11	11	0	0	0
<b>Subtotal</b>	<b>273</b>	<b>272</b>	<b>1</b>	<b>0</b>	<b>0</b>
<b>Other Locations</b>					
Permanent housing (other than RRH) for formerly homeless persons	0	0	0	0	0
Owned by client, no ongoing housing subsidy	2	2	0	0	0
Owned by client, with ongoing housing subsidy	1	1	0	0	0
Rental by client, with RRH or equivalent subsidy	0	0	0	0	0
Rental by client, with HCV voucher (tenant or project based)	1	1	0	0	0
Rental by client in a public housing unit	1	1	0	0	0
Rental by client, no ongoing housing subsidy	52	52	0	0	0
Rental by client, with VASH subsidy	0	0	0	0	0
Rental by client with GPD TIP subsidy	0	0	0	0	0
Rental by client, with other housing subsidy	1	1	0	0	0
Hotel or motel paid for without emergency shelter voucher	149	149	0	0	0
Staying or living in a friend's room, apartment or house	393	389	4	0	0
Staying or living in a family member's room, apartment or house	225	225	0	0	0
Client Doesn't Know/Client Refused	1	1	0	0	0
Data Not Collected	1	1	0	0	0
<b>Subtotal</b>	<b>827</b>	<b>823</b>	<b>4</b>	<b>0</b>	<b>0</b>
<b>Total</b>	<b>2770</b>	<b>2689</b>	<b>81</b>	<b>0</b>	<b>0</b>

<sup>Ⓒ</sup> Interim housing is retired as of 10/1/2019.

Q15: Living Situation

Row ID	Project Info Row ID	Entity ID	Entity Name	Report Start Date	Report End Date	Organization Name	Project Name	Project Type	Emergency shelter, including hotel or motel paid for with emergency shelter voucher Total	Transitional housing for homeless persons (including homeless youth) Total	Place not meant for habitation Total
8060763	8060737	106595	ESG: Columbus - OH	1/1/2022	12/31/2022	Community Shelter Board	Faith on 8th	Emergency Shelter	44	1	253
8060643	8060617	106595	ESG: Columbus - OH	1/1/2022	12/31/2022	Community Shelter Board	Homeless Families Foundation RPH	PH - Rapid Re-Housing	43	0	2
8060803	8060777	106595	ESG: Columbus - OH	1/1/2022	12/31/2022	Community Shelter Board	LSS Men's on Grant	Emergency Shelter	81	1	287
8060723	8060697	106595	ESG: Columbus - OH	1/1/2022	12/31/2022	Community Shelter Board	Southeast - Friends of the Homeless	Emergency Shelter	170	2	566
8060683	8060657	106595	ESG: Columbus - OH	1/1/2022	12/31/2022	Community Shelter Board	The Salvation Army	PH - Rapid Re-Housing	31	0	0
8060843	8060817	106595	ESG: Columbus - OH	1/1/2022	12/31/2022	Community Shelter Board	Women's on Grant	Emergency Shelter	110	0	69

↳ Interim housing is retired as of 10/1/2019.

Q16: Cash Income - Ranges

	Income at Start	Income at Latest Annual Assessment for Stayers	Income at Exit for Leavers
No income	1256	2	1013
\$1 - \$150	6	0	5
\$151 - \$250	5	0	2
\$251 - \$500	61	0	45
\$501 - \$1000	635	2	546
\$1,001 - \$1,500	224	0	178
\$1,501 - \$2,000	192	0	167
\$2,001+	249	0	247
Client Doesn't Know/Client Refused	3	0	5
Data Not Collected	139	0	135
Number of Adult Stayers Not Yet Required to Have an Annual Assessment	0	422	0
Number of Adult Stayers Without Required Annual Assessment	0	1	0
Total Adults	2770	427	2343

Q16: Cash Income - Ranges

Row ID	Project Info Row ID	Entity ID	Entity Name	Report Start Date	Report End Date	Organization Name	Project Name	Project Type	No Income at Start	\$1 - \$150 Income at Start	\$151 - \$250 Income at Start	\$251 - \$500 Income at Start
8060764	8060737	106595	ESG: Columbus - OH	1/1/2022	12/31/2022	Community Shelter Board	Faith on 8th	Emergency Shelter	239	2	0	11
8060644	8060617	106595	ESG: Columbus - OH	1/1/2022	12/31/2022	Community Shelter Board	Homeless Families Foundation RRH	PH - Rapid Re-Housing	27	1	0	2
8060804	8060777	106595	ESG: Columbus - OH	1/1/2022	12/31/2022	Community Shelter Board	LSS Men's on Grant	Emergency Shelter	277	1	1	10
8060724	8060697	106595	ESG: Columbus - OH	1/1/2022	12/31/2022	Community Shelter Board	Southeast - Friends of the Homeless	Emergency Shelter	585	1	2	28
8060684	8060657	106595	ESG: Columbus - OH	1/1/2022	12/31/2022	Community Shelter Board	The Salvation Army	PH - Rapid Re-Housing	21	0	0	4
8060844	8060817	106595	ESG: Columbus - OH	1/1/2022	12/31/2022	Community Shelter Board	Women's on Grant	Emergency Shelter	107	1	2	6

Q17: Cash Income - Sources

	Income at Start	Income at Latest Annual Assessment for Stayers	Income at Exit for Leavers
Earned Income	670	0	591
Unemployment Insurance	5	0	4
SSI	454	1	381
SSDI	251	1	229
VA Service-Connected Disability Compensation	7	0	8
VA Non-Service Connected Disability Pension	2	0	1
Private Disability Insurance	0	0	0
Worker's Compensation	4	0	3
TANF or Equivalent	3	0	3
General Assistance	1	0	1
Retirement (Social Security)	43	0	41
Pension from Former Job	14	0	11
Child Support	6	0	2
Alimony (Spousal Support)	2	0	1
Other Source	13	0	8
Adults with Income Information at Start and Annual Assessment/Exit	0	4	2203

Q17: Cash Income - Sources

Row ID	Project Info Row ID	Entity ID	Entity Name	Report Start Date	Report End Date	Organization Name	Project Name	Project Type	Earned Income at Start	Unemployment Insurance Income at Start	SSI Income at Start	
8060765	8060737	106595	ESG: Columbus -OH	1/1/2022	12/31/2022	Community Shelter Board	Faith on 8th	Emergency Shelter	116	0	85	
8060645	8060617	106595	ESG: Columbus -OH	1/1/2022	12/31/2022	Community Shelter Board	Homeless Families Foundation RRH	PH - Rapid Re-Housing	14	0	5	
8060805	8060777	106595	ESG: Columbus -OH	1/1/2022	12/31/2022	Community Shelter Board	LSS Men's on Grant	Emergency Shelter	129	1	104	
8060725	8060697	106595	ESG: Columbus -OH	1/1/2022	12/31/2022	Community Shelter Board	Southeast - Friends of the Homeless	Emergency Shelter	362	4	207	
8060685	8060657	106595	ESG: Columbus -OH	1/1/2022	12/31/2022	Community Shelter Board	The Salvation Army	PH - Rapid Re-Housing	8	0	1	
8060845	8060817	106595	ESG: Columbus -OH	1/1/2022	12/31/2022	Community Shelter Board	Women's on Grant	Emergency Shelter	41	0	52	

Q19b: Disabling Conditions and Income for Adults at Exit

	AO: Adult with Disabling Condition	AO: Adult without Disabling Condition	AO: Total Adults	AO: % with Disabling Condition by Source	AC: Adult with Disabling Condition	AC: Adult without Disabling Condition	AC: Total Adults	AC: % with Disabling Condition by Source	UK: Adult with Disabling Condition	UK: Adult without Disabling Condition	UK: Total Adults	UK: % with Disabling Condition by Source
Earned Income	275	291	566	48.59%	3	22	25	12.00%	0	0	0	0
Supplemental Security Income (SSI)	360	18	378	95.24%	3	0	3	100.00%	0	0	0	0
Social Security Disability Insurance (SSDI)	222	6	228	97.37%	0	0	0	0	0	0	0	0
VA Service-Connected Disability Compensation	6	2	8	75.00%	0	0	0	0	0	0	0	0
Private Disability Insurance	0	0	0	0	0	0	0	0	0	0	0	0
Worker's Compensation	3	0	3	100.00%	0	0	0	0	0	0	0	0
Temporary Assistance for Needy Families (TANF)	1	0	1	100.00%	1	1	2	50.00%	0	0	0	0
Retirement Income from Social Security	37	4	41	90.24%	0	0	0	0	0	0	0	0
Pension or retirement income from a former job	10	1	11	90.91%	0	0	0	0	0	0	0	0
Child Support	1	0	1	100.00%	1	0	1	100.00%	0	0	0	0
Other source	9	4	13	69.23%	1	1	2	50.00%	0	0	0	0
No Sources	559	412	971	57.57%	7	21	28	25.00%	0	0	0	0
Unduplicated Total Adults	1397	733	2130		13	45	58		0	0	0	

Numbers in green *italics* have been recalculated or weighted based on available totals.

Q19b: Disabling Conditions and Income for Adults at Exit

Row ID	Project Info Row ID	Entity ID	Entity Name	Report Start Date	Report End Date	Organization Name	Project Name	Project Type	Earned Income AC: Adult with Disabling Condition	Supplemental Security Income (SSI) AC: Adult with Disabling Condition	Social Security Disability Insurance (SSDI) AC: Adult with Disabling Condition
8060766	8060737	106595	ESG: Columbus - OH	1/1/2022	12/31/2022	Community Shelter Board	Faith on 8th	Emergency Shelter	48	65	34
8060646	8060617	106595	ESG: Columbus - OH	1/1/2022	12/31/2022	Community Shelter Board	Homeless Families Foundation RRH	PH - Rapid Re-Housing	0	0	0
8060806	8060777	106595	ESG: Columbus - OH	1/1/2022	12/31/2022	Community Shelter Board	LSS Men's on Grant	Emergency Shelter	73	73	69
8060726	8060697	106595	ESG: Columbus - OH	1/1/2022	12/31/2022	Community Shelter Board	Southeast - Friends of the Homeless	Emergency Shelter	124	181	82
8060686	8060657	106595	ESG: Columbus - OH	1/1/2022	12/31/2022	Community Shelter Board	The Salvation Army	PH - Rapid Re-Housing	0	0	0
8060846	8060817	106595	ESG: Columbus - OH	1/1/2022	12/31/2022	Community Shelter Board	Women's on Grant	Emergency Shelter	30	41	37

Numbers in green *italics* have been recalculated or weighted based on available totals.

Q20a: Type of Non-Cash Benefit Sources

	Benefit at Start	Benefit at Latest Annual Assessment for Stayers	Benefit at Exit for Leavers
Supplemental Nutritional Assistance Program	928	2	830
WIC	1	0	1
TANF Child Care Services	4	0	2
TANF Transportation Services	1	0	0
Other TANF-Funded Services	6	0	5
Other Source	3	0	1



Q20a: Type of Non-Cash Benefit Sources

Row ID	Project Info Row ID	Entity ID	Entity Name	Report Start Date	Report End Date	Organization Name	Project Name	Project Type	Supplemental Nutritional Assistance Program Benefit at Start	WIC Benefit at Start	TANF Child Care Services Benefit at Start	T T S B S
8060767	8060737	106595	ESG: Columbus - OH	1/1/2022	12/31/2022	Community Shelter Board	Faith on 8th	Emergency Shelter	181	0	0	1
8060647	8060617	106595	ESG: Columbus - OH	1/1/2022	12/31/2022	Community Shelter Board	Homeless Families Foundation RRH	PH - Rapid Re-Housing	23	1	1	0
8060807	8060777	106595	ESG: Columbus - OH	1/1/2022	12/31/2022	Community Shelter Board	LSS Men's on Grant	Emergency Shelter	200	0	0	0
8060727	8060697	106595	ESG: Columbus - OH	1/1/2022	12/31/2022	Community Shelter Board	Southeast - Friends of the Homeless	Emergency Shelter	383	0	0	0
8060687	8060657	106595	ESG: Columbus - OH	1/1/2022	12/31/2022	Community Shelter Board	The Salvation Army	PH - Rapid Re-Housing	18	0	3	0
8060847	8060817	106595	ESG: Columbus - OH	1/1/2022	12/31/2022	Community Shelter Board	Women's on Grant	Emergency Shelter	123	0	0	0

Q21: Health Insurance

	At Start	At Annual Assessment for Stayers	At Exit for Leavers
Medicaid	1886	4	1626
Medicare	207	1	175
State Children's Health Insurance Program	0	0	0
VA Medical Services	16	0	16
Employer Provided Health Insurance	26	0	22
Health Insurance Through COBRA	0	0	0
Private Pay Health Insurance	12	0	6
State Health Insurance for Adults	7	0	6
Indian Health Services Program	0	0	0
Other	37	0	25
No Health Insurance	692	0	539
Client Doesn't Know/Client Refused	2	0	2
Data Not Collected	146	5	143
Number of Stayers Not Yet Required to Have an Annual Assessment	0	451	0
1 Source of Health Insurance	1941	3	1648
More than 1 Source of Health Insurance	125	1	114

Q21: Health Insurance

Row ID	Project Info Row ID	Entity ID	Entity Name	Report Start Date	Report End Date	Organization Name	Project Name	Project Type	Medicaid At Start	Medicare At Start	State Children's Health Insurance Program At Start	VA M/Se At
8060768	8060737	106595	ESG: Columbus -OH	1/1/2022	12/31/2022	Community Shelter Board	Faith on 8th	Emergency Shelter	326	30	0	1
8060648	8060617	106595	ESG: Columbus -OH	1/1/2022	12/31/2022	Community Shelter Board	Homeless Families Foundation RRH	PH - Rapid Re-Housing	124	2	0	0
8060808	8060777	106595	ESG: Columbus -OH	1/1/2022	12/31/2022	Community Shelter Board	LSS Men's on Grant	Emergency Shelter	360	58	0	8
8060728	8060697	106595	ESG: Columbus -OH	1/1/2022	12/31/2022	Community Shelter Board	Southeast - Friends of the Homeless	Emergency Shelter	818	86	0	5
8060688	8060657	106595	ESG: Columbus -OH	1/1/2022	12/31/2022	Community Shelter Board	The Salvation Army	PH - Rapid Re-Housing	65	0	0	0
8060848	8060817	106595	ESG: Columbus -OH	1/1/2022	12/31/2022	Community Shelter Board	Women's on Grant	Emergency Shelter	193	31	0	2

Q22a2: Length of Participation - ESG Projects

	Total	Leavers	Stayers
0 to 7 days	705	648	57
8 to 14 days	405	354	51
15 to 21 days	260	217	43
22 to 30 days	263	203	60
31 to 60 days	544	443	101
61 to 90 days	251	205	46
91 to 180 days	308	240	68
181 to 365 days	143	118	25
366 to 730 days (1-2 Yrs)	27	18	9
731 to 1,095 days (2-3 Yrs)	0	0	0
1,096 to 1,460 days (3-4 Yrs)	0	0	0
1,461 to 1,825 days (4-5 Yrs)	0	0	0
More than 1,825 days (> 5 Yrs)	0	0	0
Data Not Collected	0	0	0
Total	2906	2446	460

Q22a2: Length of Participation – ESG Projects

Row ID	Project Info Row ID	Entity ID	Entity Name	Report Start Date	Report End Date	Organization Name	Project Name	Project Type	0 to 7 days Total	8 to 14 days Total	15 to 21 days Total	22 to 30 days Total	31 to 60 days Total
8060769	8060737	106595	ESG: Columbus - OH	1/1/2022	12/31/2022	Community Shelter Board	Faith on 8th	Emergency Shelter	185	59	34	36	78
8060649	8060617	106595	ESG: Columbus - OH	1/1/2022	12/31/2022	Community Shelter Board	Homeless Families Foundation RRH	PH - Rapid Re-Housing	0	0	11	0	29
8060809	8060777	106595	ESG: Columbus - OH	1/1/2022	12/31/2022	Community Shelter Board	LSS Men's on Grant	Emergency Shelter	192	71	45	48	82
8060729	8060697	106595	ESG: Columbus - OH	1/1/2022	12/31/2022	Community Shelter Board	Southeast - Friends of the Homeless	Emergency Shelter	259	239	154	155	296
8060689	8060657	106595	ESG: Columbus - OH	1/1/2022	12/31/2022	Community Shelter Board	The Salvation Army	PH - Rapid Re-Housing	0	3	0	7	9
8060849	8060817	106595	ESG: Columbus - OH	1/1/2022	12/31/2022	Community Shelter Board	Women's on Grant	Emergency Shelter	69	33	16	17	50

Q22c: Length of Time between Project Start Date and Housing Move-in Date (post 10/1/2018)

	Total	Without Children	With Children and Adults	With Only Children	Unknown Household Type
7 days or less	2	0	2	0	0
8 to 14 days	0	0	0	0	0
15 to 21 days	5	0	5	0	0
22 to 30 days	0	0	0	0	0
31 to 60 days	17	0	17	0	0
61 to 180 days	45	0	45	0	0
181 to 365 days	8	0	8	0	0
366 to 730 days (1-2 Yrs)	0	0	0	0	0
Total (persons moved into housing)	77	0	77	0	0
Average length of time to housing	105.25	0	105.25	0	0
Persons who were exited without move-in	84	0	84	0	0
Total persons	161	0	161	0	0

Numbers in green *italics* have been recalculated or weighted based on available totals.

Q22c: Length of Time between Project Start Date and Housing Move-in Date (post 10/1/2018)

Row ID	Project Info Row ID	Entity ID	Entity Name	Report Start Date	Report End Date	Organization Name	Project Name	Project Type	7 days or less Total	8 to 14 days Total	15 to 21 days Total	22 to 30 days Total	31 to 60 days Total
8060770	8060737	106595	ESG: Columbus - OH	1/1/2022	12/31/2022	Community Shelter Board	Faith on 8th	Emergency Shelter	0	0	0	0	0
8060650	8060617	106595	ESG: Columbus - OH	1/1/2022	12/31/2022	Community Shelter Board	Homeless Families Foundation RRH	PH - Rapid Re-Housing	2	0	5	0	7
8060810	8060777	106595	ESG: Columbus - OH	1/1/2022	12/31/2022	Community Shelter Board	LSS Men's on Grant	Emergency Shelter	0	0	0	0	0
8060730	8060697	106595	ESG: Columbus - OH	1/1/2022	12/31/2022	Community Shelter Board	Southeast - Friends of the Homeless	Emergency Shelter	0	0	0	0	0
8060690	8060657	106595	ESG: Columbus - OH	1/1/2022	12/31/2022	Community Shelter Board	The Salvation Army	PH - Rapid Re-Housing	0	0	0	0	10
8060850	8060817	106595	ESG: Columbus - OH	1/1/2022	12/31/2022	Community Shelter Board	Women's on Grant	Emergency Shelter	0	0	0	0	0

Numbers in green *italics* have been recalculated or weighted based on available totals.

Q22c: RRH Length of Time between Project Start Date and Housing Move-in Date (pre 10/1/2018)

	Total	Without Children	With Children and Adults	With Only Children	Unknown Household Type
7 days or less					
8 to 14 days					
15 to 21 days					
22 to 30 days					
31 to 60 days					
61 to 180 days					
181 to 365 days					
366 to 730 days (1-2 Yrs)					
Total (persons moved into housing)					
Average length of time to housing					
Persons who were exited without move-in					
Total persons					

Numbers in green *italics* have been recalculated or weighted based on available totals.

Q22c: RRH Length of Time between Project Start Date and Housing Move-in Date (pre 10/1/2018)

Row ID	Project Info Row ID	Entity ID	Entity Name	Report Start Date	Report End Date	Organization Name	Project Name	Project Type	7 days or less Total	8 to 14 days Total	15 to 21 days Total	22 to 30 days Total	31 to 60 days Total
8060770	8060737	106595	ESG: Columbus -OH	1/1/2022	12/31/2022	Community Shelter Board	Faith on 8th	Emergency Shelter	0	0	0	0	0
8060650	8060617	106595	ESG: Columbus -OH	1/1/2022	12/31/2022	Community Shelter Board	Homeless Families Foundation RRH	PH - Rapid Re-Housing	2	0	5	0	7
8060810	8060777	106595	ESG: Columbus -OH	1/1/2022	12/31/2022	Community Shelter Board	LSS Men's on Grant	Emergency Shelter	0	0	0	0	0
8060730	8060697	106595	ESG: Columbus -OH	1/1/2022	12/31/2022	Community Shelter Board	Southeast - Friends of the Homeless	Emergency Shelter	0	0	0	0	0
8060690	8060657	106595	ESG: Columbus -OH	1/1/2022	12/31/2022	Community Shelter Board	The Salvation Army	PH - Rapid Re-Housing	0	0	0	0	10
8060850	8060817	106595	ESG: Columbus -OH	1/1/2022	12/31/2022	Community Shelter Board	Women's on Grant	Emergency Shelter	0	0	0	0	0

Numbers in green *italics* have been recalculated or weighted based on available totals.

Q22d: Length of Participation by Household Type

	Total	Without Children	With Children and Adults	With Only Children	Unknown Household Type
7 days or less	705	705	0	0	0
8 to 14 days	405	402	3	0	0
15 to 21 days	260	249	11	0	0
22 to 30 days	263	256	7	0	0
31 to 60 days	544	506	38	0	0
61 to 90 days	251	226	25	0	0
91 to 180 days	308	240	68	0	0
181 to 365 days	143	90	53	0	0
366 to 730 days (1-2 Yrs)	27	15	12	0	0
731 to 1,095 days (2-3 Yrs)	0	0	0	0	0
1,096 to 1,460 days (3-4 Yrs)	0	0	0	0	0
1,461 to 1,825 days (4-5 Yrs)	0	0	0	0	0
More than 1,825 days (> 5 Yrs)	0	0	0	0	0
Data Not Collected	0	0	0	0	0
Total	2906	2689	217	0	0

Q22d: Length of Participation by Household Type


Row ID	Project Info Row ID	Entity ID	Entity Name	Report Start Date	Report End Date	Organization Name	Project Name	Project Type	7 days or less Total	8 to 14 days Total	15 to 21 days Total	22 to 30 days Total	31 to 60 days Total
8060771	8060737	106595	ESG: Columbus - OH	1/1/2022	12/31/2022	Community Shelter Board	Faith on 8th	Emergency Shelter	185	59	34	36	78
8060651	8060617	106595	ESG: Columbus - OH	1/1/2022	12/31/2022	Community Shelter Board	Homeless Families Foundation RRH	PH - Rapid Re-Housing	0	0	11	0	29
8060811	8060777	106595	ESG: Columbus - OH	1/1/2022	12/31/2022	Community Shelter Board	LSS Men's on Grant	Emergency Shelter	192	71	45	48	82
8060731	8060697	106595	ESG: Columbus - OH	1/1/2022	12/31/2022	Community Shelter Board	Southeast - Friends of the Homeless	Emergency Shelter	259	239	154	155	296
8060691	8060657	106595	ESG: Columbus - OH	1/1/2022	12/31/2022	Community Shelter Board	The Salvation Army	PH - Rapid Re-Housing	0	3	0	7	9
8060851	8060817	106595	ESG: Columbus - OH	1/1/2022	12/31/2022	Community Shelter Board	Women's on Grant	Emergency Shelter	69	33	16	17	50

Q22e: Length of Time Prior to Housing - based on 3.917 Date Homelessness Started

	Total	Without Children	With Children and Adults	With Only Children	Unknown Household Type
7 days or less	794	794	0	0	0
8 to 14 days	200	200	0	0	0
15 to 21 days	147	147	0	0	0
22 to 30 days	106	106	0	0	0
31 to 60 days	240	228	12	0	0
61 to 180 days	507	453	54	0	0
181 to 365 days	286	252	34	0	0
366 to 730 days (1-2 Yrs)	169	169	0	0	0
731 days or more	316	316	0	0	0
Total (persons moved into housing)	2765	2665	100	0	0
Not yet moved into housing	114	0	114	0	0
Data not collected	27	24	3	0	0
Total persons	2906	2689	217	0	0

Q22e: Length of Time Prior to Housing - based on 3,917 Date Homelessness Started

Row ID	Project Info Row ID	Entity ID	Entity Name	Report Start Date	Report End Date	Organization Name	Project Name	Project Type	7 days or less Total	8 to 14 days Total	15 to 21 days Total	22 to 30 days Total	31 to 60 days Total
8060772	8060737	106595	ESG: Columbus - OH	1/1/2022	12/31/2022	Community Shelter Board	Faith on 8th	Emergency Shelter	155	39	37	24	53
8060652	8060617	106595	ESG: Columbus - OH	1/1/2022	12/31/2022	Community Shelter Board	Homeless Families Foundation RRFH	PH - Rapid Re-Housing	0	0	0	0	7
8060812	8060777	106595	ESG: Columbus - OH	1/1/2022	12/31/2022	Community Shelter Board	LSS Men's on Grant	Emergency Shelter	168	37	36	23	46
8060732	8060697	106595	ESG: Columbus - OH	1/1/2022	12/31/2022	Community Shelter Board	Southeast - Friends of the Homeless	Emergency Shelter	414	106	61	49	107
8060692	8060657	106595	ESG: Columbus - OH	1/1/2022	12/31/2022	Community Shelter Board	The Salvation Army	PH - Rapid Re-Housing	0	0	0	0	5
8060852	8060817	106595	ESG: Columbus - OH	1/1/2022	12/31/2022	Community Shelter Board	Women's on Grant	Emergency Shelter	57	18	13	10	22


**Q23a: Exit Destination – More Than 90 Days**  
 This question is retired as of 10/1/2019. 

	Total	Without Children	With Children and Adults	With Only Children	Unknown Household Type
<b>Permanent Destinations</b>					
Moved from one HOPWA funded project to HOPWA PH					
Owned by client, no ongoing housing subsidy					
Owned by client, with ongoing housing subsidy					
Rental by client, no ongoing housing subsidy					
Rental by client, with VASH housing subsidy					
Rental by client, with GPD TIP housing subsidy					
Rental by client, with other ongoing housing subsidy					
Permanent housing (other than RRH) for formerly homeless persons					
Staying or living with family, permanent tenure					
Staying or living with friends, permanent tenure					
Rental by client, with RRH or equivalent subsidy					
<b>Subtotal</b>					
<b>Temporary Destinations</b>					
Emergency shelter, including hotel or motel paid for with emergency shelter voucher					
Moved from one HOPWA funded project to HOPWA TH					
Transitional housing for homeless persons (including homeless youth)					
Staying or living with family, temporary tenure (e.g. room, apartment or house)					
Staying or living with friends, temporary tenure (e.g. room, apartment or house)					
Place not meant for habitation (e.g., a vehicle, an abandoned building, bus/train/subway station/airport or anywhere outside)					
Safe Haven					
Hotel or motel paid for without emergency shelter voucher					
<b>Subtotal</b>					
<b>Institutional Settings</b>					
Foster care home or group foster care home					
Psychiatric hospital or other psychiatric facility					
Substance abuse treatment facility or detox center					
Hospital or other residential non-psychiatric medical facility					
Jail, prison, or juvenile detention facility					
Long-term care facility or nursing home					
<b>Subtotal</b>					
<b>Other Destinations</b>					
Residential project or halfway house with no homeless criteria					
Deceased					
Other					
Client Doesn't Know/Client Refused					
Data Not Collected (no exit interview completed)					
<b>Subtotal</b>					
Total					
Total persons exiting to positive housing destinations					
Total persons whose destinations excluded them from the calculation					



	Total	Without Children	With Children and Adults	With Only Children	Unknown Household Type
Percentage	Cannot calculate <sup>1</sup>	Cannot calculate <sup>1</sup>	Cannot calculate <sup>1</sup>	Cannot calculate <sup>1</sup>	Cannot calculate <sup>1</sup>


Numbers in green *italics* have been recalculated or weighted based on available totals.

Q23a: Exit Destination – More Than 90 Days  
 This question is retired as of 10/1/2019. 

Row ID	Project Info Row ID	Entity ID	Entity Name	Report Start Date	Report End Date	Organization Name	Project Name	Project Type	Moved from one HOPWA funded project to HOPWA PH Total	Owned by client, no ongoing housing subsidy Total	Owned by client, with ongoing housing subsidy Total	Rental by client, no ongoing housing subsidy Total	Rental by client, with VASH housing subsidy Total	Rental by client, with GPD TIP housing subsidy Total	Ru by cl w ot or he st, Tc
--------	---------------------	-----------	-------------	-------------------	-----------------	-------------------	--------------	--------------	---	---	---	--	---	--	----------------------------

- no data -

Numbers in green *italics* have been recalculated or weighted based on available totals.

Q23b: Exit Destination – 90 Days or Less  
 This question is retired as of 10/1/2019. 

	Total	Without Children	With Children and Adults	With Only Children	Unknown Household Type
<b>Permanent Destinations</b>					
Moved from one HOPWA funded project to HOPWA PH					
Owned by client, no ongoing housing subsidy					
Owned by client, with ongoing housing subsidy					
Rental by client, no ongoing housing subsidy					
Rental by client, with VASH housing subsidy					
Rental by client, with GPD TIP housing subsidy					
Rental by client, with other ongoing housing subsidy					
Permanent housing (other than RRH) for formerly homeless persons					
Staying or living with family, permanent tenure					
Staying or living with friends, permanent tenure					
Rental by client, with RRH or equivalent subsidy					
<b>Subtotal</b>					
<b>Temporary Destinations</b>					
Emergency shelter, including hotel or motel paid for with emergency shelter voucher					
Moved from one HOPWA funded project to HOPWA TH					
Transitional housing for homeless persons (including homeless youth)					
Staying or living with family, temporary tenure (e.g. room, apartment or house)					
Staying or living with friends, temporary tenure (e.g. room, apartment or house)					
Place not meant for habitation (e.g., a vehicle, an abandoned building, bus/train/subway station/airport or anywhere outside)					
Safe Haven					
Hotel or motel paid for without emergency shelter voucher					
<b>Subtotal</b>					
<b>Institutional Settings</b>					
Foster care home or group foster care home					
Psychiatric hospital or other psychiatric facility					
Substance abuse treatment facility or detox center					
Hospital or other residential non-psychiatric medical facility					
Jail, prison, or juvenile detention facility					
Long-term care facility or nursing home					
<b>Subtotal</b>					
<b>Other Destinations</b>					
Residential project or halfway house with no homeless criteria					
Deceased					
Other					
Client Doesn't Know/Client Refused					
Data Not Collected (no exit interview completed)					
<b>Subtotal</b>					
<b>Total</b>					
Total persons exiting to positive housing destinations					
Total persons whose destinations excluded them from the calculation					

	Total	Without Children	With Children and Adults	With Only Children	Unknown Household Type
Percentage	Cannot calculate <sup>1</sup>	Cannot calculate <sup>1</sup>	Cannot calculate <sup>1</sup>	Cannot calculate <sup>1</sup>	Cannot calculate <sup>1</sup>

Numbers in green *italics* have been recalculated or weighted based on available totals.

Q23b: Exit Destination – 90 Days or Less  
 This question is retired as of 10/1/2019. &

Row ID	Project Info Row ID	Entity ID	Entity Name	Report Start Date	Report End Date	Organization Name	Project Name	Project Type	Moved from one HOPWA funded project to HOPWA PH Total	Owned by client, no ongoing housing subsidy Total	Owned by client, with ongoing housing subsidy Total	Rental by client, no ongoing housing subsidy Total	Rental by client, with VASH housing subsidy Total	Rental by client, with GPD TIP housing subsidy Total	Ru by cl w ot or he st, Tc
--------	---------------------	-----------	-------------	-------------------	-----------------	-------------------	--------------	--------------	---	---	---	--	---	--	----------------------------

- no data -

Numbers in green *italics* have been recalculated or weighted based on available totals.

Q23c: Exit Destination – All persons

	Total	Without Children	With Children and Adults	With Only Children	Unknown Household Type
<b>Permanent Destinations</b>					
Moved from one HOPWA funded project to HOPWA PH	0	0	0	0	0
Owned by client, no ongoing housing subsidy	6	6	0	0	0
Owned by client, with ongoing housing subsidy	2	2	0	0	0
Rental by client, no ongoing housing subsidy	280	230	50	0	0
Rental by client, with VASH housing subsidy	2	2	0	0	0
Rental by client, with GPD TIP housing subsidy	0	0	0	0	0
Rental by client, with other ongoing housing subsidy	30	12	18	0	0
Permanent housing (other than RRH) for formerly homeless persons	55	55	0	0	0
Staying or living with family, permanent tenure	14	13	1	0	0
Staying or living with friends, permanent tenure	10	10	0	0	0
Rental by client, with RRH or equivalent subsidy	11	11	0	0	0
Rental by client, with HCV voucher (tenant or project based)	7	0	7	0	0
Rental by client in a public housing unit	6	0	6	0	0
<b>Subtotal</b>	<b>423</b>	<b>341</b>	<b>82</b>	<b>0</b>	<b>0</b>
<b>Temporary Destinations</b>					
Emergency shelter, including hotel or motel paid for with emergency shelter voucher	284	278	6	0	0
Moved from one HOPWA funded project to HOPWA TH	1	1	0	0	0
Transitional housing for homeless persons (including homeless youth)	1	1	0	0	0
Staying or living with family, temporary tenure (e.g. room, apartment or house)	151	135	16	0	0
Staying or living with friends, temporary tenure (e.g. room, apartment or house)	243	197	46	0	0
Place not meant for habitation (e.g., a vehicle, an abandoned building, bus/train/subway station/airport or anywhere outside)	932	932	0	0	0
Safe Haven	2	2	0	0	0
Hotel or motel paid for without emergency shelter voucher	18	14	4	0	0
Host Home (non-crisis)	2	2	0	0	0
<b>Subtotal</b>	<b>1634</b>	<b>1562</b>	<b>72</b>	<b>0</b>	<b>0</b>
<b>Institutional Settings</b>					
Foster care home or group foster care home	1	1	0	0	0
Psychiatric hospital or other psychiatric facility	8	8	0	0	0
Substance abuse treatment facility or detox center	11	11	0	0	0
Hospital or other residential non-psychiatric medical facility	35	35	0	0	0
Jail, prison, or juvenile detention facility	4	4	0	0	0
Long-term care facility or nursing home	0	0	0	0	0
<b>Subtotal</b>	<b>59</b>	<b>59</b>	<b>0</b>	<b>0</b>	<b>0</b>
<b>Other Destinations</b>					
Residential project or halfway house with no homeless criteria	0	0	0	0	0
Deceased	1	1	0	0	0
Other	7	7	0	0	0
Client Doesn't Know/Client Refused	1	1	0	0	0
Data Not Collected (no exit interview completed)	321	313	8	0	0
<b>Subtotal</b>	<b>330</b>	<b>322</b>	<b>8</b>	<b>0</b>	<b>0</b>
<b>Total</b>	<b>2446</b>	<b>2284</b>	<b>162</b>	<b>0</b>	<b>0</b>
*total persons exiting to positive housing destinations	425	343	82	0	0

	Total	Without Children	With Children and Adults	With Only Children	Unknown Household Type
Total persons whose destinations excluded them from the calculation	37	37	0	0	0
Percentage	17.64%	15.26%	50.62%	0	0

Numbers in green *italics* have been recalculated or weighted based on available totals.

Q23c: Exit Destination – All persons

Row ID	Project Info Row ID	Entity ID	Entity Name	Report Start Date	Report End Date	Organization Name	Project Name	Project Type	Moved from one HOPWA funded project to HOPWA PH Total	Owned by client, no ongoing housing subsidy Total	Owned by client, with ongoing housing subsidy Total	Rental by client, no ongoing housing subsidy Total
8060773	8060737	106595	ESG: Columbus - OH	1/1/2022	12/31/2022	Community Shelter Board	Faith on 8th	Emergency Shelter	0	0	0	59
8060653	8060617	106595	ESG: Columbus - OH	1/1/2022	12/31/2022	Community Shelter Board	Homeless Families Foundation RPH	PH - Rapid Re-Housing	0	0	0	23
8060813	8060777	106595	ESG: Columbus - OH	1/1/2022	12/31/2022	Community Shelter Board	LSS Men's on Grant	Emergency Shelter	0	0	0	87
8060733	8060697	106595	ESG: Columbus - OH	1/1/2022	12/31/2022	Community Shelter Board	Southeast - Friends of the Homeless	Emergency Shelter	0	6	2	38
8060693	8060657	106595	ESG: Columbus - OH	1/1/2022	12/31/2022	Community Shelter Board	The Salvation Army	PH - Rapid Re-Housing	0	0	0	27
8060853	8060817	106595	ESG: Columbus - OH	1/1/2022	12/31/2022	Community Shelter Board	Women's on Grant	Emergency Shelter	0	0	0	46

Numbers in green *italics* have been recalculated or weighted based on available totals.

Q24: Homelessness Prevention Housing Assessment at Exit

	Total	Without Children	With Children and Adults	With Only Children	Unknown Household Type
Able to maintain the housing they had at project start--Without a subsidy	0	0	0	0	0
Able to maintain the housing they had at project start--With the subsidy they had at project start	0	0	0	0	0
Able to maintain the housing they had at project start--With an on-going subsidy acquired since project start	0	0	0	0	0
Able to maintain the housing they had at project start--Only with financial assistance other than a subsidy	0	0	0	0	0
Moved to new housing unit--With on-going subsidy	0	0	0	0	0
Moved to new housing unit--Without an on-going subsidy	0	0	0	0	0
Moved in with family/friends on a temporary basis	0	0	0	0	0
Moved in with family/friends on a permanent basis	0	0	0	0	0
Moved to a transitional or temporary housing facility or program	0	0	0	0	0
Client became homeless - moving to a shelter or other place unfit for human habitation	0	0	0	0	0
Client went to jail/prison	0	0	0	0	0
Client died	0	0	0	0	0
Client doesn't know/Client refused	0	0	0	0	0
Data not collected (no exit interview completed)	0	0	0	0	0
Total	0	0	0	0	0

Q24: Homelessness Prevention Housing Assessment at Exit

Row ID	Project Info Row ID	Entity ID	Entity Name	Report Start Date	Report End Date	Organization Name	Project Name	Project Type	Able to maintain the housing they had at project start--Without a subsidy Total	Able to maintain the housing they had at project start--With the subsidy they had at project start Total	Able to maintain the housing they had at project start--With an on-going subsidy acquired since project start Total	Able to maintain the housing they had at project start with financial assistance other than a subsidy Total
8060774	8060737	106595	ESG: Columbus - OH	1/1/2022	12/31/2022	Community Shelter Board	Faith on 8th	Emergency Shelter	0	0	0	0
8060654	8060617	106595	ESG: Columbus - OH	1/1/2022	12/31/2022	Community Shelter Board	Homeless Families Foundation RRH	PH - Rapid Re-Housing	0	0	0	0
8060814	8060777	106595	ESG: Columbus - OH	1/1/2022	12/31/2022	Community Shelter Board	LSS Men's on Grant	Emergency Shelter	0	0	0	0
8060734	8060697	106595	ESG: Columbus - OH	1/1/2022	12/31/2022	Community Shelter Board	Southeast - Friends of the Homeless	Emergency Shelter	0	0	0	0
8060694	8060657	106595	ESG: Columbus - OH	1/1/2022	12/31/2022	Community Shelter Board	The Salvation Army	PH - Rapid Re-Housing	0	0	0	0
8060854	8060817	106595	ESG: Columbus - OH	1/1/2022	12/31/2022	Community Shelter Board	Women's on Grant	Emergency Shelter	0	0	0	0

Q25a: Number of Veterans

	Total	Without Children	With Children and Adults	Unknown Household Type
Chronically Homeless Veteran	5	5	0	0
Non-Chronically Homeless Veteran	67	67	0	0
Not a Veteran	2678	2598	80	0
Client Doesn't Know/Client Refused	4	4	0	0
Data Not Collected	16	15	1	0
Total	2770	2689	81	0

Q25a: Number of Veterans

Row ID	Project Info Row ID	Entity ID	Entity Name	Report Start Date	Report End Date	Organization Name	Project Name	Project Type	Chronically Homeless Veteran Total	Non-Chronically Homeless Veteran Total	Not a Veteran Total	Client Refused
8060775	8060737	106595	ESG: Columbus - OH	1/1/2022	12/31/2022	Community Shelter Board	Faith on 8th	Emergency Shelter	1	11	532	0
8060655	8060617	106595	ESG: Columbus - OH	1/1/2022	12/31/2022	Community Shelter Board	Homeless Families Foundation RRFH	PH - Rapid Re-Housing	0	0	49	0
8060815	8060777	106595	ESG: Columbus - OH	1/1/2022	12/31/2022	Community Shelter Board	LSS Men's on Grant	Emergency Shelter	2	30	589	0
8060735	8060697	106595	ESG: Columbus - OH	1/1/2022	12/31/2022	Community Shelter Board	Southeast - Friends of the Homeless	Emergency Shelter	1	21	1219	0
8060695	8060657	106595	ESG: Columbus - OH	1/1/2022	12/31/2022	Community Shelter Board	The Salvation Army	PH - Rapid Re-Housing	0	0	31	0
8060855	8060817	106595	ESG: Columbus - OH	1/1/2022	12/31/2022	Community Shelter Board	Women's on Grant	Emergency Shelter	1	5	258	0

Q26b: Number of Chronically Homeless Persons by Household

	Total	Without Children	With Children and Adults	With Only Children	Unknown Household Type
Chronically Homeless	502	491	11	0	0
Not Chronically Homeless	2252	2046	206	0	0
Client Doesn't Know/Client Refused	9	9	0	0	0
Data Not Collected	143	143	0	0	0
Total	2906	2689	217	0	0

Q26b: Number of Chronically Homeless Persons by Household

Row ID	Project Info Row ID	Entity ID	Entity Name	Report Start Date	Report End Date	Organization Name	Project Name	Project Type	Chronically Homeless Total	Not Chronically Homeless Total	Client Doesn't Know/Client Refused Total
8060776	8060737	106595	ESG: Columbus - OH	1/1/2022	12/31/2022	Community Shelter Board	Faith on 8th	Emergency Shelter	61	426	3
8060656	8060617	106595	ESG: Columbus - OH	1/1/2022	12/31/2022	Community Shelter Board	Homeless Families Foundation RRH	PH - Rapid Re-Housing	8	128	0
8060816	8060777	106595	ESG: Columbus - OH	1/1/2022	12/31/2022	Community Shelter Board	LSS Men's on Grant	Emergency Shelter	124	437	1
8060736	8060697	106595	ESG: Columbus - OH	1/1/2022	12/31/2022	Community Shelter Board	Southeast - Friends of the Homeless	Emergency Shelter	235	1008	5
8060696	8060657	106595	ESG: Columbus - OH	1/1/2022	12/31/2022	Community Shelter Board	The Salvation Army	PH - Rapid Re-Housing	3	78	0
8060856	8060817	106595	ESG: Columbus - OH	1/1/2022	12/31/2022	Community Shelter Board	Women's on Grant	Emergency Shelter	71	175	0







# City of Columbus Section 3 Report

REPORT FOR CPD PROGRAM HOME, CDBG  
PGM YR 2022

Section 3 Total By Program		CDBG
Total Number of Activities		11
Total Labor Hours		13,061
Section 3 Worker Hours		346
Targeted Section 3 Worker Hours		0
<b>Qualitative Efforts</b>		
A	Outreach efforts to generate job applicants who are Public Housing Targeted Workers	0
B	Outreach efforts to generate job applicants who are Other Funding Targeted Workers	0
C	Direct, on-the job training (including apprenticeships)	1
D	Indirect training such as arranging for, contracting for, or paying tuition for, off-site training	0
E	Technical assistance to help Section 3 workers compete for jobs (e.g., resume assistance, coaching)	10
F	Outreach efforts to identify and secure bids from Section 3 business concerns	0
G	Technical assistance to help Section 3 business concerns understand and bid on contracts	10
H	Division of contracts into smaller jobs to facilitate participation by Section 3 business concerns	0
I	Provided or connected residents with assistance in seeking employment including: drafting resumes, preparing for interviews, finding job opportunities, connecting residents to job placement services	10
J	Held one or more job fairs	10
K	Provided or connected residents with supportive services that can provide direct services or referrals	10
L	Provided or connected residents with supportive services that provide one or more of the following: work readiness health screenings, interview clothing, uniforms, test fees, transportation	10
M	Assisted residents with finding child care	10
N	Assisted residents to apply for/ or attend community college or a four year educational institution	10
O	Assisted residents to apply for or attend vocational/technical training	0
P	Assisted residents to obtain financial literacy training and/or coaching	10
Q	Bonding assistance, guarantees, or other efforts to support viable bids from Section 3 business concerns	10
R	Provided or connected residents with training on computer use or online technologies	10
S	Promoting the use of a business registry designed to create opportunities for disadvantaged and small businesses	0
T	Outreach, engagement, or referrals with the state one-stop system, as designed in Section 121(e)(2) of the Workforce Innovation and Opportunity Act	10
U	Other	1

Section 3 Details By Program, Program Year & Activity

Program	Program Year	Field Office	Grantee	Activity ID	Activity Name	Qualitative Efforts - Other Effort Description	Total Labor Hours	S3 Worker Hours	S3W Benchmark Met (25%)	Targeted S3W Hours	Targeted S3W Benchmark Met (5%)	A	B	C	D	E	F	G	H	I	J	K	L	M	N	O	P	Q	R	S	T	U			
CDBG	2022	COLUMBUS	COLUMBUS	7066	2019 Hilltop Early Learning Center		1	0	No	0	No																								
CDBG	2022	COLUMBUS	COLUMBUS	7159	Pedestrian Safety Neighborhood Sidewalk Gaps North Linden and South Linden		1,993	0	No	0	No																								
CDBG	2022	COLUMBUS	COLUMBUS	7235	Franklinton Sidewalk Gaps		2,312	0	No	0	No																								
CDBG	2022	COLUMBUS	COLUMBUS	7236	Tennis Court Lighting Improvements		1	0	No	0	No																								
CDBG	2022	COLUMBUS	COLUMBUS	7242	Neighborhoods ADA Curb Replacements		3,230	0	No	0	No																								
CDBG	2022	COLUMBUS	COLUMBUS	7243	Neighborhood Sidewalk Improvements		4,201	0	No	0	No																								
CDBG	2022	COLUMBUS	COLUMBUS	7245	CV- Non-Profits Neighborhood Facilities HVAC Improvements	Posting notices of available jobs on job site	462	346	Yes	0	No																								
CDBG	2022	COLUMBUS	COLUMBUS	7249	CDBG Playground Improvements Phase I		300	0	No	0	No																								
CDBG	2022	COLUMBUS	COLUMBUS	7250	CDBG Playground Improvements Phase II		318	0	No	0	No																								
CDBG	2022	COLUMBUS	COLUMBUS	7251	CDBG Playground Improvements Phase III		246	0	No	0	No																								
CDBG	2022	COLUMBUS	COLUMBUS	7317	2022 Neighborhood Curb Improvements		0	0	No	0	No																								
CDBG	2022	<b>Total for 2022</b>					<b>13,061</b>	<b>346</b>	<b>1</b>	<b>0</b>	<b>0</b>	<b>0</b>	<b>0</b>	<b>1</b>	<b>0</b>	<b>10</b>	<b>0</b>	<b>10</b>	<b>0</b>	<b>10</b>	<b>10</b>	<b>10</b>	<b>10</b>	<b>10</b>	<b>10</b>	<b>10</b>	<b>10</b>	<b>10</b>	<b>10</b>	<b>10</b>	<b>10</b>	<b>10</b>	<b>10</b>	<b>1</b>	
CDBG	<b>Total</b>						<b>13,061</b>	<b>346</b>	<b>1</b>	<b>0</b>	<b>0</b>	<b>0</b>	<b>0</b>	<b>1</b>	<b>0</b>	<b>10</b>	<b>0</b>	<b>10</b>	<b>0</b>	<b>10</b>	<b>10</b>	<b>10</b>	<b>10</b>	<b>10</b>	<b>10</b>	<b>10</b>	<b>10</b>	<b>10</b>	<b>10</b>	<b>10</b>	<b>10</b>	<b>10</b>	<b>1</b>		

- Legend**
- A Outreach efforts to generate job applicants who are Public Housing Targeted Workers
  - B Outreach efforts to generate job applicants who are Other Funding Targeted Workers.
  - C Direct, on-the job training (including apprenticeships).
  - D Indirect training such as arranging for, contracting for, or paying tuition for, off-site training.
  - E Technical assistance to help Section 3 workers compete for jobs (e.g., resume assistance, coaching).
  - F Outreach efforts to identify and secure bids from Section 3 business concerns.
  - G Technical assistance to help Section 3 business concerns understand and bid on contracts.
  - H Division of contracts into smaller jobs to facilitate participation by Section 3 business concerns.
  - I Provided or connected residents with assistance in seeking employment including: drafting resumes, preparing for interviews, finding job opportunities, connecting residents to job placement services.
  - J Held one or more job fairs.



- K Provided or connected residents with supportive services that can provide direct services or referrals.
- L Provided or connected residents with supportive services that provide one or more of the following: work readiness health screenings, interview clothing, uniforms, test fees, transportation.
- M Assisted residents with finding child care.
- N Assisted residents to apply for or attend community college or a four year educational institution.
- O Assisted residents to apply for or attend vocational/technical training.
- P Assisted residents to obtain financial literacy training and/or coaching.
- Q Bonding assistance, guaranties, or other efforts to support viable bids from Section 3 business concerns.
- R Provided or connected residents with training on computer use or online technologies.
- S Promoting the use of a business registry designed to create opportunities for disadvantaged and small businesses.
- T Outreach, engagement, or referrals with the state one-stop system, as designed in Section 121(e)(2) of the Workforce Innovation and Opportunity Act.
- U Other

# 2022 CAPER Public Notice and Comment Summary

KATHY A. OWENS  
Director

THE CITY OF  
**COLUMBUS**  
ANDREW J. GINHER, MAYOR  
DEPARTMENT OF FINANCE  
AND MANAGEMENT

## Citizen Participation Summary

### 2022 CAPER

During the development of the City's Consolidated Annual Performance and Evaluation Report (CAPER), the City follows its Citizen Participation Plan which is approved within the City's HUD 2020-2024 Consolidated Plan. This summary outlines the efforts made by the City to provide notice to the public, accept comments on the CAPER, and incorporate any comments received.

#### **CAPER Public Notice**

The Department of Finance and Management, Grants Management Section published a public notice in the Columbus Dispatch, a newspaper of general circulation, on March 13, 2023, notifying the public of the opportunity for review and comment of the City's draft 2022 CAPER on the Grants Management web page. Public comments were accepted via email through March 28, 2023.

No public comments were received during the 15-day public comment period.

The certified proof of publication of the public notice is attached on the following page.



90 West Broad Street | Columbus OH 43215 | T (614) 645.8200 | columbus.gov

# LOCALiQ

The Alliance Review | Oakland Times-Gazette  
The Daily Jeffersonian | Record-Courier  
The Daily Gazette | The Repository  
The Times-Reporter | The Independent  
African Beacon Journal | Columbus Dispatch

PO Box 630599 Cincinnati, OH 45263-0599

## PROOF OF PUBLICATION

Cityofcolumbus The City Of Columbus  
Attention: Lucie McMahon/Grants Management  
City Of Columbus  
90 W Broad St  
4TH FL  
Columbus OH 43215-9000

STATE OF OHIO, COUNTY OF FRANKLIN

The Columbus Dispatch, a newspaper printed and published at Columbus, Franklin County, Ohio, and of general daily circulation, and personal knowledge of the facts herein state and that the notice herein annexed was published in said newspapers in the issue dated on:

03/13/2023


and that the fees charged are legal.  
Sworn to and subscribed before on 03/13/2023

## PUBLIC NOTICE

March 13, 2023  
City of Columbus  
90 W. Broad Street  
Columbus, OH 43215  
614-645-8600

The City of Columbus now has available for public review and comment the draft 2022 Consolidated Annual Performance and Evaluation Report (CAPER) for the Community Development Block Grant (CDBG), HOME Investment Partnerships, Emergency Solutions Grant (ESG), and Housing Opportunities for Persons with AIDS (HOPWA) Programs. The CAPER is a summary of accomplishments relative to the priority needs designated in the City of Columbus' 2020-2024 Consolidated Plan. For information, contact the Grants Management Section of the City of Columbus' Department of Finance and Management at [grants@cityofcolumbus.org](mailto:grants@cityofcolumbus.org). The draft CAPER may also be viewed at <https://www.columbus.gov/finance/financial-transparency/annual-consolidated-report/>. This public comment period will run through March 26, 2023. All comments received through this date will be considered by the City prior to submission of the final CAPER to the Department of Housing and Urban Development. 4355738

Legal Clerk

  
Notary, State of WI, County of Brown

My commission expires

Publication Cost: \$356.64  
Order No: 8558740 # of Copies:  
Customer No: 775899 1  
PO #:

**THIS IS NOT AN INVOICE!**

Please do not use this form for payment remittance.

MARIAH VERHAGEN  
Notary Public  
State of Wisconsin