

Water Residential Commodity Charges

Inside City		Non-Contract		Subdivision	
Residential	WQIC	Residential	WQNC	Residential	Rates Codes Listed Below
First 5 CCF PER MO	3.520	First 5 CCF PER MO	5.280	First 5 CCF PER MO	4.576
Over 5 CCF PER MO	3.910	Over 5 CCF PER MO	5.865	Over 5 CCF PER MO	5.083

*5 divided by 30 multiplied by days of service = number of CCFs billed at first rate step.
Balance of CCF will be billed at second rate step. (See Rate Calculation page for detailed explanation)*

Water Consecutive Commodity Charges

Consecutive	QQIC	Consecutive	QQIC	Consecutive	Rates Codes Listed Below
PER CCF	3.520	PER CCF	5.280	PER CCF	4.576

Rate step multiplied by total number of CCFs. (See Rate Calculation page for detailed explanation)

Water Commercial & Industrial Commodity Charges

Inside City		Non-Contract		Subdivision	
Commercial	WMIC ZQIC	Commercial	WMNC ZQNC	Commercial	Rates Codes Listed Below
First 15 CCF PER MO	4.220	First 15 CCF PER MO	6.330	First 15 CCF PER MO	5.486
Next 235 CCF PER MO	3.630	Next 235 CCF PER MO	5.445	Next 235 CCF PER MO	4.719
Next 1,750 CCF PER MO	2.820	Next 1,750 CCF PER MO	4.230	Next 1,750 CCF PER MO	3.666
Next 8,000 CCF PER MO	2.660	Next 8,000 CCF PER MO	3.990	Next 8,000 CCF PER MO	3.458
Next 10,000 CCF PER MO	2.350	Next 10,000 CCF PER MO	3.525	Next 10,000 CCF PER MO	3.055
Balance of CCFs PER MO	2.300	Balance of CCFs PER MO	3.450	Balance of CCFs PER MO	2.990

To determine the number of CCFs to be billed at each step take the CCF amount in each rate step divide by 30 then multiply by days of service. (See Rate Calculation page for detailed explanation)

List of Subdivisions

Subdivision Name	Residential	Consecutive	Commercial	Water Surcharge	Water Surcharge Basis
Brice	WQBR	QQBR	WMBR / ZQBR	10%	% of commodity
Brookside Estates	WQBE	QQBE	WMBE / ZQBE	1.97	per CCF
Dublin	WQDU	QQDU	WMDU / ZQDU	0.325	per CCF
Grandview	WQGV	QQGV	WMGV / ZQGV	12%	% of commodity
Grove City	WQGC	QQGC	WMGC / ZQGC	0.315	per CCF
Groveport	WQGP	QQGP	WMGP / ZQGP	15%	% of commodity
Hamilton Meadows	WQHM	QQHM	WMHM / ZQHM	1.97	per CCF
Hilliard	WQHL	QQHL	WMHL / ZQHL	14.25%	% of commodity
Marblecliff	WQMC	QQMC	WMMC / ZQMC	10%	% of commodity
Minerva Park	WQMP	QQMP	WMMP / ZQMP	0.55 .096 Daily Base	Daily Base is billed in addition to the per CCF amount
New Albany	WQNA	QQNA	WMNA / ZQNA		
Obetz	WQOB	QQOB	WMOB / ZQOB		
Perry Township (Surcharge)	WQPS	QQPS	WMPS / ZQPS	1.97	per CCF
Perry Township (No Surcharge)	WQPT	QQPT	WMPT / ZQPT		
Ridgewood	WQRW	QQRW	WMRW / ZQRW	1.97	per CCF
Riverlea	WQRV	QQRV	WMRV / ZQRV		
Upper Arlington	WQUA	QQUA	WMUA / ZQUA	15%	% of commodity
Urbancrest	WQUR	QQUR	WMUR / ZQUR	0.20 1.08 Monthly Min	per CCF or minimum whichever is greater
Valleyview	WQVV	QQVV	WMVV / ZQVV		
Village Park	WQVP	QQVP	WMVP / ZQVP	1.97	per CCF
Whitehall	WQWH	QQWH	WMWH / ZQWH		
Worthington	WQWO	QQWO	WMWO / ZQWO	0.075	per CCF

Sewer Commodity/Stormwater/Clean River Rates

Effective January 1, 2024

Sewer Commodity Charges

Inside City		Franklin County		Subdivision	
Residential / Consecutive / Commercial	SQIC / SMIC	Residential / Consecutive / Commercial	Rate Codes Listed on Next Page	Residential / Consecutive / Commercial	Rate Codes Listed Below
PER CCF	5.350	Without Maint. PER CCF	5.850	PER CCF	5.850
		With Maint. PER CCF	6.180		
Industrial	SQII / SMII	Industrial	Rate Codes Listed on Next Page	Industrial	Rate Codes Listed Below
PER CCF	5.770	PER CCF	6.270	PER CCF	6.270

Rate step multiplied by total number of CCFs. (See Rate Calculation page for detailed explanation)

Stormwater & Clean River Charges

** Clean River is billed to all accounts with a sewer service*

Inside City		Franklin County		Subdivision	
Stormwater		Stormwater		Stormwater	
PER ERU	0.1704	PER ERU	N/A	Hilliard ONLY PER ERU	0.0986
Clean River		Clean River		Clean River	
PER ERU	0.1450	PER ERU	0.0865	PER ERU	0.0865

How to Calculate Clean River & Stormwater: Daily Rate x Days of Service (round to 2 decimal places) Multiply by Number of ERUs. (See Rate Calculation page for detailed explanation)

List of Subdivisions

Subdivision Name	Residential / Consecutive / Commercial		Industrial		Sewer Surcharge	Sewer Surcharge Basis
	Quarterly	Monthly	Quarterly	Monthly		
Brice	SQBR	SMBR	IQBR	IMBR	10%	% of commodity
Dublin	SQDU	SMDU	IQDU	IMDU	1.431	per CCF
Grandview	SQGV	SMGV	IQGV	IMGV	12%	% of commodity
Grove City	SQGC	SMGC	IQGC	IMGC	0.355 2.00 Monthly Min	per CCF or minimum whichever is greater
Groveport	SQGP	SMGP	IQGP	IMGP		
Hilliard	SQHL	SMHL	IQHL	IMHL	10%	% of commodity
Marblecliff	SQMC	SMMC	IQMC	IMMC	15%	% of commodity
Minerva Park	SQMP	SMMP	IQMP		0.086 .178 Daily Base	per CCF
New Albany	SQNA	SMNA	IQNA	IMNA		
Obetz	SQOB	SMOB	IQOB	IMOB		
Rickenbacker	SQRB	SMRB	IQRB	IMRB		
Riverlea	SQRV	SMRV	IQRV	IMRV		
Upper Arlington	SQUA	SMUA	IQUA	IMUA	23%	% of commodity
Urbancrest	SQUR	SMUR	IQUR	IMUR	0.20 1.08 Monthly Min	per CCF or minimum whichever is greater
Valleyview	SQVV	SMVV	IQVV	IMVV		per CCF
Whitehall	SQWH	SMWH	IQWH	IMWH		
Worthington	SQWO	SMWO	IQWO	IMWO	0.075	per CCF

List of Franklin Co. Contract Areas

Franklin Co. Contract Area	Residential / Consecutive / Commercial		Industrial		Sewer Surcharge	Sewer Surcharge Basis
	Quarterly	Monthly	Quarterly	Monthly		
Brookside Estates	SQBE	SMBE	IQBE	IMBE	0.59	per CCF
Clinton 2	SQC2	SMC2	IQC2	IMC2	0.59	per CCF
Clinton 3	SQC3	SMC3	IQC3	IMC3	0.59	per CCF
Franklin 1	SQF1	SMF1	IQF1	IMF1	0.59	per CCF
Franklin 4	SQF4	SMF4	IQF4	IMF4	0.59	per CCF
Hamilton Meadows	SQHM	SMHM	IQHM	IMHM	0.59	per CCF
Mifflin 1	SQM1	SMM1	IQM1	IMM1	0.59	per CCF
Mon-E-Bak	SQMB	SMMB	IQMB	IMMB	0.59	per CCF
Perry Township (Surcharge)	SQPS	SMPS	IQPS	IMPS	0.59	per CCF
Perry Township (No Surcharge)	SQPT	SMPT	IQPT	IMPT		
Ridgewood	SQRW	SMRW	IQRW	IMRW	0.59	per CCF
San Margherita	SQSM	SMSM	IQSM	IMSM	0.59	per CCF
Truro 1	SQT1	SMT1	IQT1	IMT1	0.59	per CCF
Village Park	SQVP	SMVP	IQVP	IMVP	0.59	per CCF

Effective 7/1/2022 in accordance with Whitehall City Ordinance 061-2021 Amended 08/17/2021 a new Water and Sewer Surcharge will be applied to each monthly/quarterly bill. These new surcharges are based on the size of the Water Meter

Whitehall Water Surcharge (effective 1/1/2024)

METER SIZE	METER RATIO	RATE PER EQUIVALENT	
		Residential Unit	Monthly Rate
MT58 - 5/8	1.0	\$ 8.15	\$ 8.15
MT34 - 3/4	1.5	\$ 8.15	\$ 12.23
M583 - 5/8 by 3/4	1.5	\$ 8.15	\$ 12.23
MT01 - 1	2.5	\$ 8.15	\$ 20.38
MT15 - 1 1/2	5.0	\$ 8.15	\$ 40.75
MS15 - 1 1/2	5.0	\$ 8.15	\$ 40.75
MT02 - 2	8.0	\$ 8.15	\$ 65.20
MT03 - 3	15.0	\$ 8.15	\$ 122.25
MT04 - 4	25.0	\$ 8.15	\$ 203.75
MT06 - 6	50.0	\$ 8.15	\$ 407.50
MT08 - 8	80.0	\$ 8.15	\$ 652.00
MT10 - 10	115.0	\$ 8.15	\$ 937.25
MT12 - 12	215.0	\$ 8.15	\$ 1,752.25

Whitehall Sewer Surcharge (effective 7/1/2023 - Continuously)

METER SIZE	METER RATIO	RATE PER EQUIVALENT	
		Residential Unit	Monthly Rate
MT58 - 5/8	1.0	\$ 2.37	\$ 2.37
MT34 - 3/4	1.5	\$ 2.37	\$ 3.56
M583 - 5/8 by 3/4	1.5	\$ 2.37	\$ 3.56
MT01 - 1	2.5	\$ 2.37	\$ 5.93
MT15 - 1 1/2	5.8	\$ 2.37	\$ 13.75
MS15 - 1 1/2	5.8	\$ 2.37	\$ 13.75
MT02 - 2	10.0	\$ 2.37	\$ 23.70
MT03 - 3	23.0	\$ 2.37	\$ 54.51
MT04 - 4	40.0	\$ 2.37	\$ 94.80
MT06 - 6	91.0	\$ 2.37	\$ 215.67
MT08 - 8	162.1	\$ 2.37	\$ 384.18
MT10 - 10	253.2	\$ 2.37	\$ 600.08
MT12 - 12	364.0	\$ 2.37	\$ 862.68

Water & Sewer Surcharge Service Rate Codes	
QMWH	Consecutive Monthly Whitehall
QQWH	Consecutive Quarterly Whitehall
WMWH	Commercial Monthly Whitehall
WQWH	Residential Quarterly Whitehall
ZQWH	Commercial Quarterly Whitehall

Water ONLY Surcharge Service Rate Codes	
WMWW	Commercial Monthly Whitehall
WQWW	Residential Quarterly Whitehall
ZQWW	Commercial Quarterly Whitehall

Effective 8/1/2023 in accordance with Village of Minerva Park Ordinance 08-23 Amended 08/10/2023 a new Stormwater Surcharge will be applied to each monthly/quarterly bill. These new surcharges are based on the impervious area of every lot and parcel of land within the Village assigned an equivalent residential unit (ERU).

Properties assigned an ERU of less than 10.00: \$6.25 per ERU per month
Properties assigned an ERU of 10.01-75.00: \$5.75 per ERU per month
Properties assigned an ERU of 75.01 or greater: \$4.75 per ERU per month

QUARTERLY TIER LEVEL

RATE CODE SQMP TIER 1 (1-10)
RATE CODE S2MP TIER 2 (1.01-75)
RATE CODE S3MP TIER 3 (75.01+)

MONTHLY TIER LEVEL

RATE CODE SMMP TIER 1 (1-10)
RATE CODE SM2P TIER 2 (1.01-75)
RATE CODE SM3P TIER 3 (75.01+)

WATER Q1 TIER LEVEL

RATE CODE W1MP* TIER 1 (1-10)
RATE CODE Z1MP** TIER 1 (1-10)
*REPLACES WQMP
**REPLACES ZQMP

Water/Sewer/Fire Service Charges

Effective January 1, 2024

Water Service Charges

* Service charges are based on Meter Size

Meter Size	Inside City		Non-Contract		Subdivision	
	Monthly	Quarterly (per month)	Monthly	Quarterly (per month)	Monthly	Quarterly (per month)
5/8 inch	43.06	9.86	64.59	14.79	55.98	12.82
5/8 by 3/4 inch	43.06	9.86	64.59	14.79	55.98	12.82
3/4 inch	43.70	10.09	65.55	15.14	56.81	13.12
1 inch	44.39	10.59	66.59	15.89	57.71	13.77
1 1/2 (Spud) inch	56.45	15.35	84.68	23.03	73.39	19.96
1 1/2 (Flange) inch	56.45	15.35	84.68	23.03	73.39	19.96
2 inch	73.80	32.80	110.70	49.20	95.94	42.64
3 inch	96.02	41.35	144.03	62.03	124.83	53.76
4 inch	105.45	64.40	158.18	96.60	137.09	83.72
6 inch	329.20	188.07	493.80	282.11	427.96	244.49
8 inch	461.79	274.38	692.69	411.57	600.33	356.69
10 inch	509.57	468.51	764.36	702.77	662.44	609.06
10 by 12 inch	509.57	468.51	764.36	702.77	662.44	609.06
12 inch	521.12	480.01	781.68	720.02	677.46	624.01
16 inch	523.96	482.90	785.94	724.35	681.15	627.77

Sewer Service Charges

Inside City		Franklin County		Subdivision	
Monthly	15.60	Monthly	15.60	Monthly	15.60
Quarterly (Per Month)	5.21	Quarterly (Per Month)	5.21	Quarterly (Per Month)	5.21

*All Service Charges are divided by 30 and multiplied by the days of service.
(See Rate Calculation page for detailed explanation)*

Fire Service Charges (Metered)

* Service charges are based on Meter Size

Meter Size	Inside City		Non-Contract		Subdivision	
	Monthly	Quarterly	Monthly	Quarterly	Monthly	Quarterly
5/8 inch	14.46	4.92	21.70	7.39	18.79	6.39
5/8 by 3/4 inch	14.46	4.92	21.70	7.39	18.79	6.39
3/4 inch	14.59	5.60	21.88	8.41	18.95	7.29
1 inch	18.08	5.73	27.12	8.59	23.51	7.44
1 1/2 (Spud) inch	21.43	8.87	32.15	13.31	27.86	11.53
1 1/2 (Flange) inch	21.43	8.87	32.15	13.31	27.86	11.53
2 inch	25.90	12.69	38.86	19.04	33.68	16.48
3 inch	36.29	8.50	54.44	12.75	47.18	11.06
4 inch	39.12	11.33	58.69	17.00	50.86	14.74
6 inch	47.58	19.79	71.36	29.68	61.85	25.72
8 inch	63.10	35.31	95.22	52.96	82.02	45.89
10 inch	84.24	56.46	126.36	84.68	109.51	73.39
12 inch	113.86	86.06	170.77	129.10	148.01	111.88
16 inch	113.86	86.06	170.77	129.10	148.01	111.88

Fire Service Charges (Unmetered)

* Service charges are based on TAP Size

TAP Size	Inside City			Non-Contract			Subdivision		
	Monthly & Quarterly	M Rate	Q Rate	Monthly & Quarterly	M Rate	Q Rate	Monthly & Quarterly	M Rate	Q Rate
4 inch	91.24	F455	F408	136.86	F483	F436	118.61	F469	F422
6 inch	184.41	F456	F409	276.62	F484	F437	239.73	F470	F423
8 inch	273.57	F457	F410	410.36	F485	F438	355.64	F471	F424
10 inch	364.71	F458	F411	547.07	F486	F439	474.12	F472	F425
12 inch	455.98	F459	F412	683.97	F487	F440	592.77	F473	F426
16 inch	638.34	F460	F413	957.51	F488	F441	829.84	F474	F427

Master Metered Accounts

Effective January 1, 2024

** Water Service Charges are based on Meter Size*

Meter Serial #	Account #	Rate Code	Meter Size	Water Charges		Sewer Charges		
				Serv. Chg. Per Mo.	Commodity Chg. Per CCF	Serv. Chg. Per Mo.	Commodity Chg. Per CCF	Clean River Fund
BEXLEY 52995-1328600								
1571414		WQBX	8"	600.34	3.750	15.60	5.850	0.0865
35741391		WQBX	12"	677.42	3.750			
15005078		SMMX	6"	427.92	3.750			
		WDBX	--	N/A	3.750			
		WDBX	--	N/A	3.750			
GAHANNA 53164-1327970								
717217		WMGH	6"	N/A	3.750	15.60	5.850	0.0865
00813948		WMGH	4"	N/A	3.750			
17107153		WMGA	10"	662.47	3.750			
46503099		WMGA	8"	600.34	3.750			
12086506		WMGA	12"	677.42	3.750			
44537194		WMGA	8"	600.34	3.750			
02031710		WMGA	12"	677.42	3.750			
00717341		WMGA	3"	124.85	3.750			
13279700		WMIR	3"	N/A	-3.750			
35743297		WMGA	12"	677.42	3.750			
REYNOLDSBURG 53193-1190250								
12086505		WMIR	12"	N/A	-3.750	15.60	5.850	0.0865
37518265		WMRY	10"	662.47	3.750			
43950188		WMRY	10"	662.47	3.750			
92078690		WMRY	12"	677.42	3.750			
00709035		WMRY	12"	677.42	3.750			
00716512		WMRY	6"	427.92	3.750			
EARNHART HILL 527355-1284808								
00618519		WQEH	10"	662.47	3.750	15.60	5.850	0.0865
OBETZ 315397-1257479								
07115197		WMOZ	10"	662.47	3.750	15.60	5.850	0.0865
00400314		WMOZ	8"	600.34	3.750			
00012474		WMOZ	8"	600.34	3.750			
00005739		WMOZ	6"	427.92	3.750			
95006589		WMOZ	10"	662.47	3.750			
00611350		WMOZ	6"	427.92	3.750			
00717218		WMOZ	10"	662.47	3.750			
FRANKLIN CO. 101486-1029056								
01426962		WMLV	8"	600.34	3.750	15.60	5.850	0.0865
01426963		WMLV	8"	600.34	3.750			

2024 Average Bill Chart (RESIDENTIAL)

# of People	CCF	Columbus	Subdivisions With No Surcharges	Brice	Brookside Estates / Hamilton Meadows / Perry Township / Ridgewood / Village Park	Dublin	Franklin County Without Maint.	Franklin County With Maint.	Grandview	Grove City	Groveport	Hilliard	Marble Cliff	Minerva Park	Upper Arlington	Urbancrest	Worthington
0	0	73.60	61.87	61.87	61.87	61.87	67.79	67.79	61.87	67.87	61.87	91.04	61.87	61.87	61.87	68.35	61.87
1	8	144.56	145.28	153.62	165.76	159.33	161.55	164.19	147.20	153.80	150.77	184.35	155.96	150.37	161.53	148.48	146.48
	10	162.30	166.13	176.56	191.73	183.69	184.99	188.29	168.53	175.28	172.99	207.67	179.48	172.49	186.45	170.13	167.63
2	16	215.91	229.19	245.92	270.15	257.29	255.89	261.17	233.03	239.91	240.25	278.23	250.60	239.37	261.78	235.59	231.59
	20	252.95	272.92	294.03	324.12	308.04	305.11	311.71	277.72	286.32	287.03	327.20	299.88	285.64	313.94	280.92	275.92
3	24	289.99	316.66	342.13	378.10	358.80	354.33	362.25	322.42	332.74	333.81	376.17	349.15	331.92	366.11	326.26	320.26
	30	345.55	382.25	414.29	459.05	434.93	428.16	438.06	389.45	402.35	403.99	449.62	423.07	401.33	444.35	394.25	386.75
4	32	364.07	404.12	438.35	486.04	460.31	452.77	463.33	411.80	425.56	427.38	474.11	447.71	424.47	470.43	416.92	408.92
	40	438.15	491.58	534.56	593.98	561.82	551.21	564.41	501.18	518.38	520.94	572.05	546.26	517.02	574.76	507.58	497.58
5	45	484.45	546.25	594.69	661.45	625.27	612.74	627.59	557.05	576.40	579.42	633.26	607.85	574.87	639.97	564.25	553.00
	50	530.75	600.91	654.82	728.91	688.71	674.26	690.76	612.91	634.41	637.90	694.47	669.44	632.71	705.17	620.91	608.41
6	48	512.23	579.05	630.77	701.93	663.34	649.65	665.49	590.57	611.21	614.50	669.99	644.81	609.58	679.09	598.25	586.25
	60	623.35	710.24	775.08	863.84	815.60	797.31	817.11	724.64	750.44	754.85	816.89	792.63	748.40	835.58	734.24	719.24
7	56	586.31	666.51	726.98	809.87	764.85	748.09	766.57	679.95	704.03	708.07	767.93	743.36	702.13	783.42	688.91	674.91
	70	715.95	819.57	895.34	998.77	942.49	920.36	943.46	836.37	866.47	871.80	939.32	915.82	864.09	965.99	847.57	830.07
8	64	660.39	753.98	823.19	917.82	866.36	846.53	867.65	769.34	796.86	801.63	865.86	841.91	794.68	887.74	779.58	763.58
	80	808.55	928.90	1015.61	1133.70	1069.38	1043.41	1069.81	948.10	982.50	988.76	1061.74	1039.01	979.78	1096.40	960.90	940.90
9	72	734.47	841.44	919.40	1025.76	967.87	944.97	968.73	858.72	889.68	895.20	963.80	940.46	887.23	992.07	870.24	852.24
	90	901.15	1038.23	1135.87	1268.63	1196.27	1166.46	1196.16	1059.83	1098.53	1105.71	1184.16	1162.20	1095.47	1226.81	1074.23	1051.73
10	80	808.55	928.90	1015.61	1133.70	1069.38	1043.41	1069.81	948.10	982.50	988.76	1061.74	1039.01	979.78	1096.40	960.90	940.90
	100	993.75	1147.56	1256.13	1403.56	1323.16	1289.51	1322.51	1171.56	1214.56	1222.67	1306.59	1285.38	1211.16	1357.22	1187.56	1162.56
11	88	882.63	1016.37	1111.82	1241.65	1170.90	1141.85	1170.89	1037.49	1075.33	1082.32	1159.68	1137.56	1072.34	1200.73	1051.57	1029.57
	110	1086.35	1256.89	1376.40	1538.49	1450.05	1412.56	1448.86	1283.29	1330.59	1339.62	1429.01	1408.57	1326.85	1487.63	1300.89	1273.39
12	96	956.71	1103.83	1208.03	1349.59	1272.41	1240.29	1271.97	1126.87	1168.15	1175.89	1257.62	1236.11	1164.89	1305.05	1142.23	1118.23
	120	1178.95	1366.22	1496.66	1673.42	1576.94	1535.61	1575.21	1395.02	1446.62	1456.58	1551.43	1531.76	1442.54	1618.04	1414.22	1384.22

BASED ON 5/8" METER FOR 90 DAYS

Approximate Costs for Filling Various Size Swimming Pools (RESIDENTIAL)

*Charges Shown will be **in addition** to regular quarterly water and sewer bill.*

Auxiliary Meters: For exceptionally large pools and /or underground sprinkler systems, an auxiliary meter to deduct sewer charges may want to be considered. Auxiliary meters can be purchased, installed and maintained by the customer, and must be inspected and approved by Sewer Division.

Backflow: Backflow prevention system must be installed and regularly inspected.
Call 645-6674 for more information about the Backflow Prevention Systems.

		Columbus	Subdivisions With No Surcharges	Brice	Brookside Estates / Hamilton Meadows / Perry Township / Ridgewood / Village Park	Dublin	Franklin County (Without Maint.)	Franklin County (With Maint.)	Grandview	Grove City	Groveport	Hilliard	Marble Cliff	Minerva Park	Upper Arlington	Urbancrest	Worthington
C I R C U L A R	10' X 3' Deep 1,800 gallons (2CCF)	\$18.52	\$21.87	\$24.05	\$26.99	\$25.38	\$24.61	\$25.27	\$24.49	\$23.21	\$23.39	\$24.48	\$24.64	\$23.14	\$26.08	\$22.67	\$22.17
	12' X 3' Deep 2,500 gallons (3 CCF)	\$27.78	\$32.80	\$36.08	\$40.48	\$38.07	\$36.92	\$37.91	\$36.73	\$34.81	\$35.09	\$36.73	\$36.96	\$34.71	\$39.12	\$34.00	\$33.25
	15' X 3.5' Deep 4,600 gallons (6 CCF)	\$55.56	\$65.60	\$72.16	\$80.96	\$76.13	\$73.83	\$75.81	\$73.47	\$69.62	\$70.17	\$73.45	\$73.91	\$69.41	\$78.25	\$68.00	\$66.50
	18' X 4' Deep 7,600 gallons (10 CCF)	\$92.60	\$109.33	\$120.26	\$134.93	\$126.89	\$123.05	\$126.35	\$122.45	\$116.03	\$116.95	\$122.42	\$123.19	\$115.69	\$130.41	\$113.33	\$110.83
	24' X 4' Deep 13,500 gallons (18 CCF)	\$166.68	\$196.79	\$216.47	\$242.87	\$228.40	\$221.49	\$227.43	\$220.41	\$208.85	\$210.52	\$220.36	\$221.74	\$208.24	\$234.74	\$203.99	\$199.49
R E C T A N G L E	14'x24' (4'-9" Deep) 16,000 gallons (21 CCF)	\$194.46	\$229.59	\$252.55	\$283.35	\$266.47	\$258.41	\$265.34	\$257.14	\$243.66	\$245.60	\$257.09	\$258.69	\$242.95	\$273.86	\$237.99	\$232.74
	16'x31' (4'-9" Deep) 24,000 gallons (32 CCF)	\$296.32	\$349.86	\$384.84	\$431.78	\$406.05	\$393.76	\$404.32	\$391.84	\$371.30	\$374.25	\$391.75	\$394.20	\$370.21	\$417.31	\$362.66	\$354.66
	16'x36' (3'-9" Deep) 26,000 gallons (35 CCF)	\$324.10	\$382.66	\$420.92	\$472.26	\$444.12	\$430.68	\$442.23	\$428.57	\$406.11	\$409.34	\$428.48	\$431.16	\$404.92	\$456.43	\$396.66	\$387.91
	20'x40' (7' Deep) 42,000 gallons (56 CCF)	\$518.56	\$612.25	\$673.47	\$755.61	\$710.58	\$689.08	\$707.56	\$685.72	\$649.77	\$654.95	\$685.57	\$689.85	\$647.86	\$730.29	\$634.65	\$620.65

OUTSIDE WATER USAGE AND COST CHART - 2024

Watering Time (hours)		1	2	3	4	5	6	7	8	9	10	11	12
1/2" Hose	GALS	480	960	1,440	1,920	2,400	2,880	3,360	3,840	4,320	4,800	5,280	5,760
	Wtr Cost	2.51	5.02	7.53	10.04	12.55	15.05	17.56	20.07	22.58	25.09	27.60	30.11
	Swr Cost	\$3.70	\$7.41	\$11.11	\$14.81	\$18.51	\$22.22	\$25.92	\$29.62	\$33.32	\$37.03	\$40.73	\$44.43
	Total	\$6.21	\$12.42	\$18.64	\$24.85	\$31.06	\$37.27	\$43.48	\$49.69	\$55.91	\$62.12	\$68.33	\$74.54
5/8" Hose	GALS	720	1,440	2,160	2,880	3,600	4,320	5,040	5,760	6,480	7,200	7,920	8,640
	Wtr Cost	\$3.76	\$7.53	\$11.29	\$15.05	\$18.82	\$22.58	\$26.35	\$30.11	\$33.87	\$37.64	\$41.40	\$45.16
	Swr Cost	\$5.55	\$11.11	\$16.66	\$22.22	\$27.77	\$33.32	\$38.88	\$44.43	\$49.99	\$55.54	\$61.09	\$66.65
	Total	\$9.32	\$18.64	\$27.95	\$37.27	\$46.59	\$55.91	\$65.22	\$74.54	\$83.86	\$93.18	\$102.49	\$111.81
3/4" Hose	GALS	1,200	2,400	3,600	4,800	6,000	7,200	8,400	9,600	10,800	12,000	13,200	14,400
	Wtr Cost	\$6.27	\$12.55	\$18.82	\$25.09	\$31.36	\$37.64	\$43.91	\$50.18	\$56.45	\$62.73	\$69.00	\$75.27
	Swr Cost	\$9.26	\$18.51	\$27.77	\$37.03	\$46.28	\$55.54	\$64.80	\$74.05	\$83.31	\$92.57	\$101.82	\$111.08
	Total	\$15.53	\$31.06	\$46.59	\$62.12	\$77.65	\$93.18	\$108.71	\$124.24	\$139.76	\$155.29	\$170.82	\$186.35
Sprinkler at 5 Gal per Minute	GALS	300	600	900	1,200	1,500	1,800	2,100	2,400	2,700	3,000	3,300	3,600
	Wtr Cost	\$1.57	\$3.14	\$4.70	\$6.27	\$7.84	\$9.41	\$10.98	\$12.55	\$14.11	\$15.68	\$17.25	\$18.82
	Swr Cost	\$2.31	\$4.63	\$6.94	\$9.26	\$11.57	\$13.89	\$16.20	\$18.51	\$20.83	\$23.14	\$25.46	\$27.77
	Total	\$3.88	\$7.76	\$11.65	\$15.53	\$19.41	\$23.29	\$27.18	\$31.06	\$34.94	\$38.82	\$42.71	\$46.59

Water Rates 1
Per CCF \$3.910

Sewer Rates
Per CCF \$5.770


"1 Rates based on Residential charges using over 5 CCF per month charge"

AVERAGE LOSS OF WATER LEAKING FAUCETS OVER A PERIOD OF ONE MONTH



Dripping
Faucet

500 GALLONS
PER MONTH
\$6.41 Per Month



1/32 inch
Flow

6,000 GALLONS
PER MONTH
\$77.65 Per Month



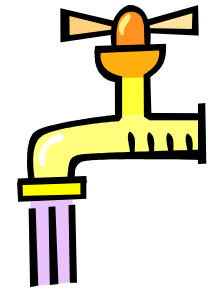
1/16 inch
Flow

23,333 GALLONS
PER MONTH
\$301.96 Per Month



1/8 inch
Flow

100,000 GALLONS
PER MONTH
\$1,294.12 Per Month



1/4 inch
Flow

333,333 GALLONS
PER MONTH
\$4,313.72 Per Month

Small continuous leaks will waste large amounts of water. In addition, leaks in hot-water lines will waste heat. Keep all valves and faucets tight. When a leak develops, replace faucet washers. If valves or faucets are damaged, replace faucet or valve assembly.

Is Your Toilet a Thief?

Do you think a leaking toilet is just a nuisance? It's a lot more than that. Your toilet could be robbing you of a sizable sum of money.

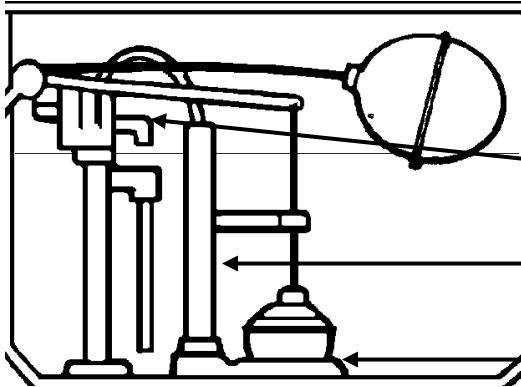
Almost all toilets work alike. The Tank contains two valves: a **flush valve** and a **refill valve**.

If the **flush valve** is out of alignment, cracked, or doesn't seal properly, water leaks continuously from the tank's bottom opening into the bowl and out the main drain. If there is a serious problem with the **flush valve** (it can break off or become loose) water runs out of the tank as quickly as it comes in. A serious flush valve leak consumes about three gallons a minute and results in a huge water bill.

How much will this kind of leak cost?

$$\begin{array}{r}
 3 \text{ gallons} \\
 \times 60 \text{ minutes} \\
 \hline
 180 \text{ gallons per hour} \\
 \times 24 \text{ hours} \\
 \hline
 4,320 \text{ gallons per day} \\
 \times 90 \text{ days} \\
 \hline
 \end{array}$$

388,800 gallons per quarter of wasted water and an increase of \$5,031.53 on your bill.



Refill Valve

Overflow Pipe

Flush Valve

If the **refill valve** is not working properly, it does not shut off the refill water at the proper time. Water fills the tank until it reaches the opening to the **overflow pipe**, then it silently runs down the overflow pipe into the bowl and out the main drain. An average refill valve leak consumes about 1 / 2 gallon per minute.

So...how much does that cost?

$$\begin{array}{r}
 1 / 2 \text{ gallon} \\
 \times 60 \text{ minutes} \\
 \hline
 30 \text{ gallons per hour} \\
 \times 24 \text{ hours} \\
 \hline
 720 \text{ gallons per day} \\
 \times 90 \text{ days} \\
 \hline
 \end{array}$$

64,800 gallons per quarter of wasted water and an increase of \$38.59 on your bill.

Remember!

Large "Toilet leak" water bills happen to people all the time. Don't wait until you get one. If your toilet is robbing you, arrest it! Fix that leak, save our valuable resource, and save money!!

Leak Detection Handbook

Other kinds of leaks waste water and are not easily detected. For a *free* copy of this resource booklet call our Customer Service Department Monday through Friday between the hours of 7:00 am – 6:00 pm. *Limit one handbook per customer.*