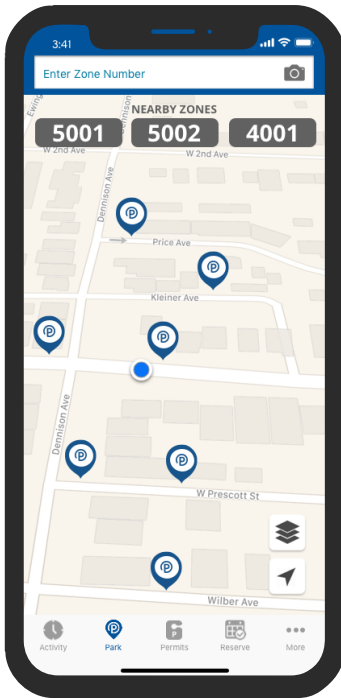
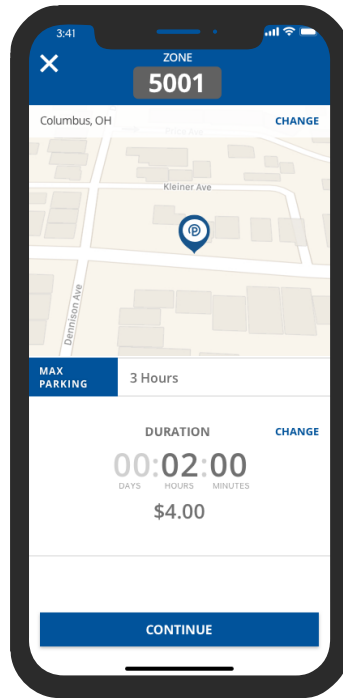


# PARK COLUMBUS

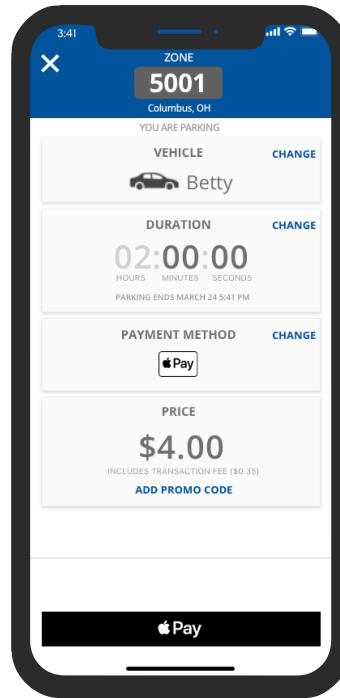
## How to Pay with the ParkColumbus App



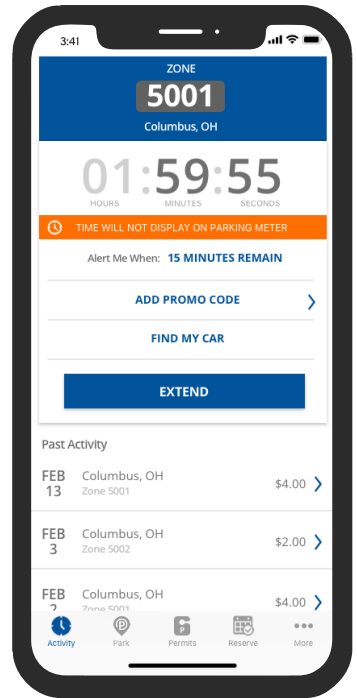
Enter in Zone # from nearby sign & decals



Choose your parking duration



Confirm all your information is correct



A ticker will count down your remaining time

## ParkColumbus App Perks



Easy to register & use



See suggested nearby zones



Find available parking



Save "Favorite" parking zones



Extend your parking session on-the-go (where available)



Set customizable parking expiration reminders



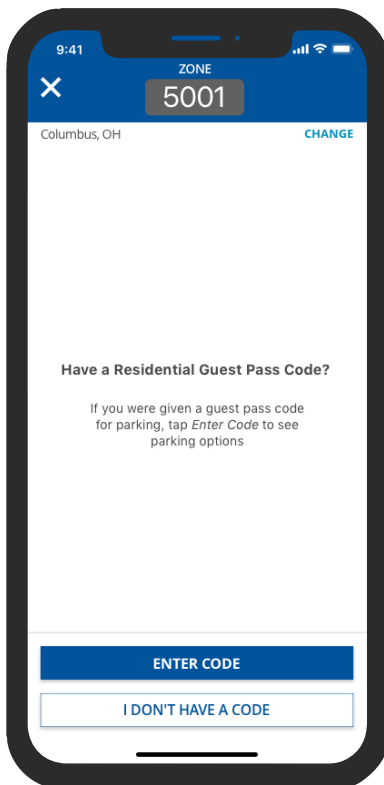
Multiple payment options offered



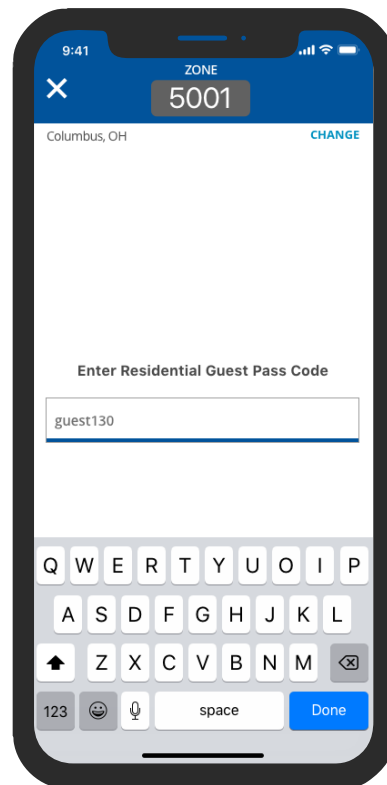
Add up to 5 license plate numbers on your account at a time

## How to Use a Residential Guest Pass Code

In some areas of Columbus, you may have the option to park using a Residential guest pass code, which unlocks a different rate structure for that location. If you receive a code from a resident, enter it into the app to receive the special parking rate.



- For certain zones, a prompt will ask you to enter a guest pass code if you have one



- Enter your code, and continue parking with the guest pass rate structure

\*If you do not have a residential guest pass code, select "I don't have a code" and continue to park as you normally would through the app\*