

Weekly COVID-19 Trend Summary

CDC Community Transmission *Franklin County; Data Source: CDC Data Tracker (updated 11/15)*

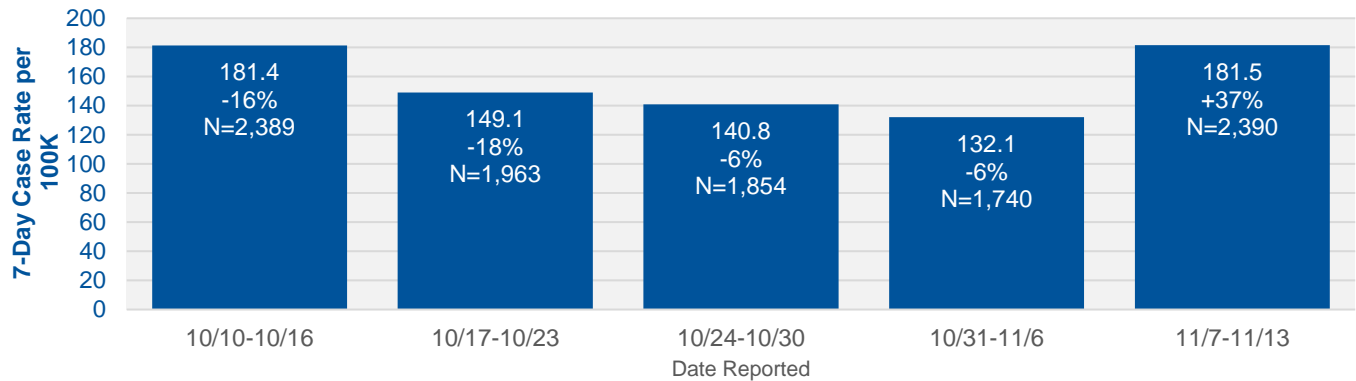
	Low	Moderate	Substantial	High
Current Overall Level				X
7-Day Case Rate				X
7-Day Positivity		X		

Note: CDC transmission level based on 7-day case rate OR 7-day positivity, depending on which one has the higher value. If the two indicators suggest different transmission levels, the higher level is selected. For the most up-to-date estimates of countywide community transmission indicators, please visit the CDC Data Tracker <https://covid.cdc.gov/covid-data-tracker/#county-view>.

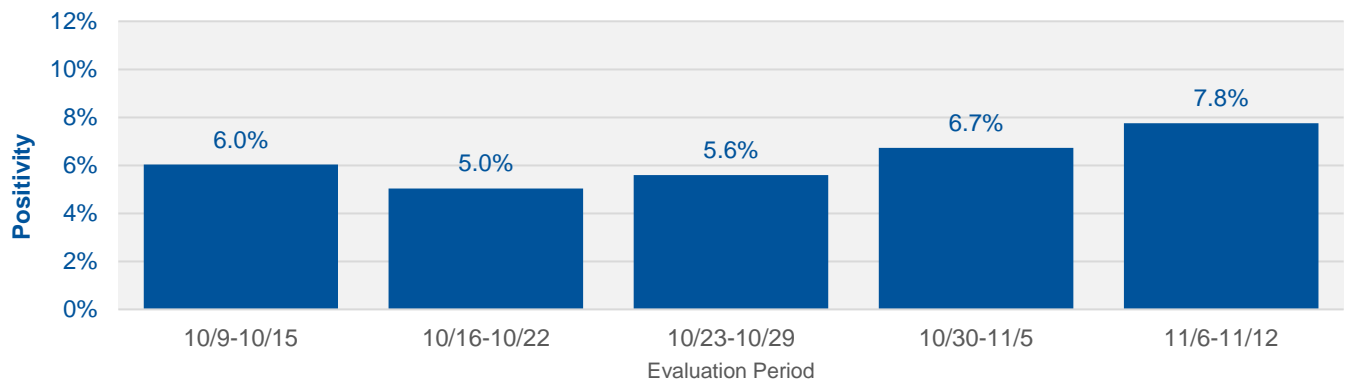
CDC Community Transmission Level by Week

10/10-10/16	10/7-10/23	10/24-10/30	10/31-11/6	11/7-11/13
High	High	High	High	High

Franklin County Case Rate 7-Day Aggregate



Franklin County Positivity 7-Day Aggregate



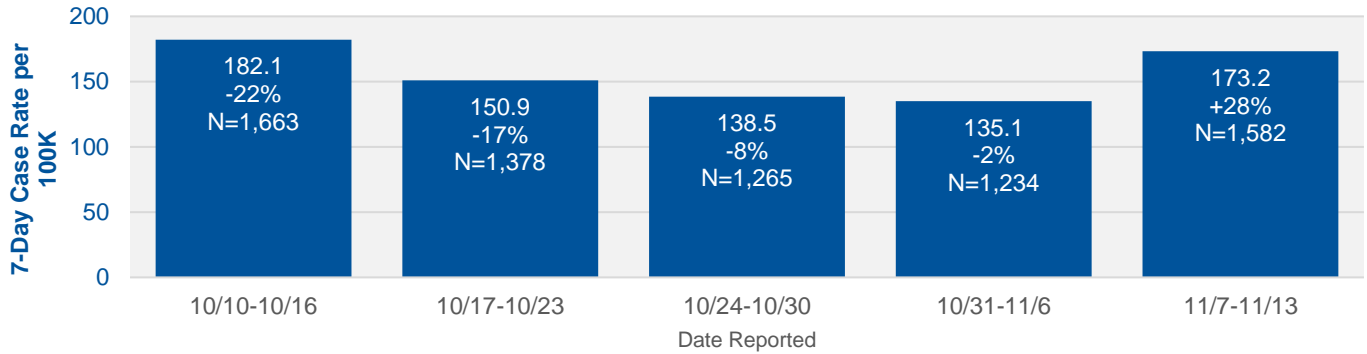
Vaccinations *Various Geographies; Data Sources: ODH & OHA COVID-19 Vaccine Dashboards*

<u>Location</u>	<u>Started</u>	<u>Completed</u>
Franklin County	61.1% (803,925)	56.8% (748,484)
Columbus Estimate	54.1% (363,897)	49.9% (335,598)
Worthington Estimate	73.3% (50,986)	68.8% (47,883)

Note: Franklin County stats from ODH dashboard, as of 11/15/2021; Columbus and Worthington estimates based on selected ZIP codes from OHA dashboard, as of 11/15/2021. Percentages based on entire population, either county-wide or within selected ZIPs (based on location).

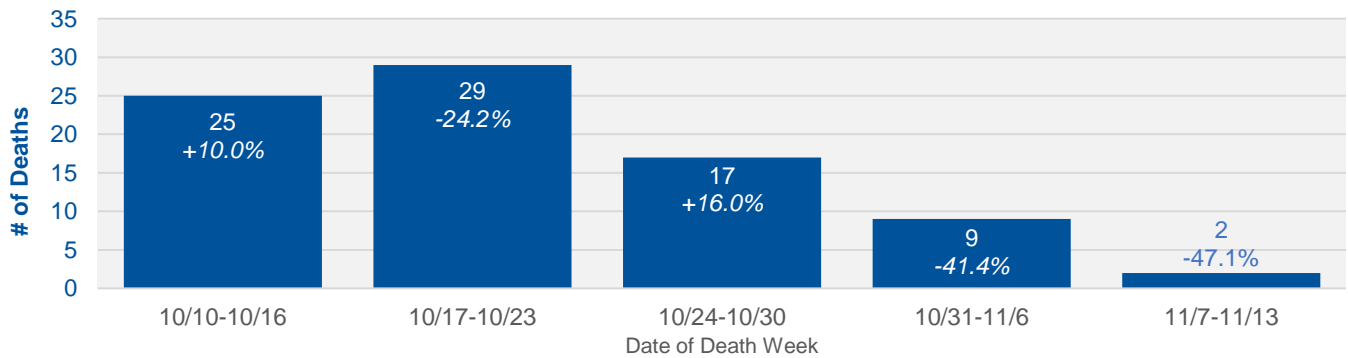
Columbus Jurisdiction Case Rate *Data Source: ODRS, analyzed by CPH*

Columbus Jurisdiction Case Rate 7-Day Aggregate



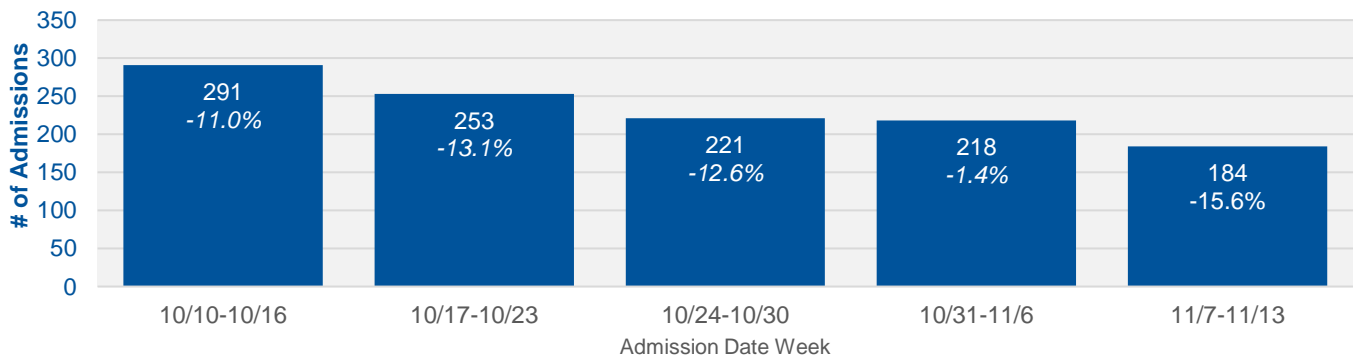
Note: 7-day aggregate evaluation periods are from Sun. – Sat. by report date, similar to the CDC Community Transmission Section.

Deaths *Franklin County Residents; Data Source: ODH Dashboard (Death Certificates)*



Note: Subject to limitations and lag of the death certification process and cause of death coding assignment (data should be considered preliminary, especially the most recent weeks).

Positive Hospital Admissions *Franklin County Hospitals; Data Source: OHA (Hospital Reporting)*



Note: Figures are for any COVID-19 positive hospital admissions within a Franklin County hospital, including Non-Franklin County residents.